



**GAMMON TECHNICAL PRODUCTS, INC.**  
P.O. BOX 400 - 2300 HWY 34  
MANASQUAN, N.J. 08736


**PHONE** 732-223-4600  
**FAX** 732-223-5778  
**EMAIL** [gammontech@gammontech.com](mailto:gammontech@gammontech.com)

**DEADMAN AND  
WATER  
CONTROLS**

**BULLETIN 67  
(11-10)**

## DEADMAN AND WATER CONTROL SYSTEMS


**DEADMAN HANDLE AND CORD**




**DEADMAN CONTROL SYSTEM**



**WATER CONTROL SYSTEM**



**COMBINATION DEADMAN AND  
WATER CONTROL SYSTEM**




\* New Gammon one-cc™ water detector probe. Patent applied for. See Bulletin 160.

# MINI - DEADMAN™

Electric Deadman Handle  
 Pneumatic Deadman Handle  
 Hydraulic Deadman Handle

Model GTP-8392  
 Model GTP-8676  
 Model GTP-8676H

- Stainless steel trigger.
- Inexpensive
- Durable
- Compact
- Easy to repair
- Good from -55° to 180° F
- Compatible with any deadman system



### ADDITIONAL FEATURES:

- Can be hung on the trigger for storage
- Body screws are recessed to prevent damage
- Low operating force required
- Designed for the aviation environment
- Easy to assemble/disassemble
- Wear resistant

"These handles are not suitable for AC applications unless an intrinsically safe barrier/relay is used"

Dimensions: 4"x1<sup>3</sup>/<sub>4</sub>"  
 Weight: 6 oz  
 Material: UHMW Polypropylene

The heart of any deadman is the switch. The switch in this deadman has a built-in rolling diaphragm seal, aluminum body (not glass, rubber or plastic) and an 8 amp contact rating. It is hermetically sealed, yet is easily replaceable, incorporating "push-on" type electrical connections, eliminating troubles with wire nuts or soldering. In addition, the housing is O-ring sealed and has an anodized aluminum switch carrier and cable base fitting. The strain relief is a spiral type with a water-tight seal.

## HOW TO ORDER CABLE FOR ANY ELECTRIC DEADMAN HANDLE

Suffix number for the handle you want - "X" is for straight cable - \_\_ length in feet (up to 500 ft.)  
 "Z" is for coil cable - \_\_ length in feet (25' or 50')

**Example:** If you want a Mini Deadman handle with 50' of straight cable, you order a GTP-8392-X-50'

## DEADMAN HANDLES -- PNEUMATIC, HYDRAULIC OR ELECTRIC

These deadman handles fit the hand for maximum operator comfort. All models are designed for easy replacement of components. The air and hydraulic valve is of the plug-in type; in the electric model the switch mounts on a plug-in type carrier. All are o-ring sealed.

Hard nylon coating on the handle and trigger provides an exceptionally smooth surface. Heavy arctic gloves cannot accidentally jam the Deadman control in the "open" position because the trigger is not enclosed. Also, the operator cannot purposely jam the trigger with a screw driver.

### ELECTRIC DEADMAN HANDLE HANDLE

Also recommended for intrinsically safe controls

GTP-937-6 Handle only - no cable  
 GTP-2718 Replacement switch

### PNEUMATIC AND HYDRAULIC DEADMAN

GTP-2614-1 2 - 1/4" NPT Pneumatic handle  
 GTP-2614-2 2 - 1/4" BSP Pneumatic handle  
 GTP-2614 2 - 1/4" NPT Hydraulic handle

All connection threads are internal



"These handles are not suitable for AC applications unless an intrinsically safe barrier/relay is used."

Switch Data: SPST normally open  
 Up to 28 volts DC  
 5 amps resistive  
 3 amps inductive

These are switch limits, not cable limits



Dimensions: 1.4 x 3.5 x 7" (35x89x178mm)  
 Weight: 3/4 Lb. (0.34kg)  
 Material: Cast aluminum, hard nylon coated

For information regarding deadman hose, see Bulletin 78

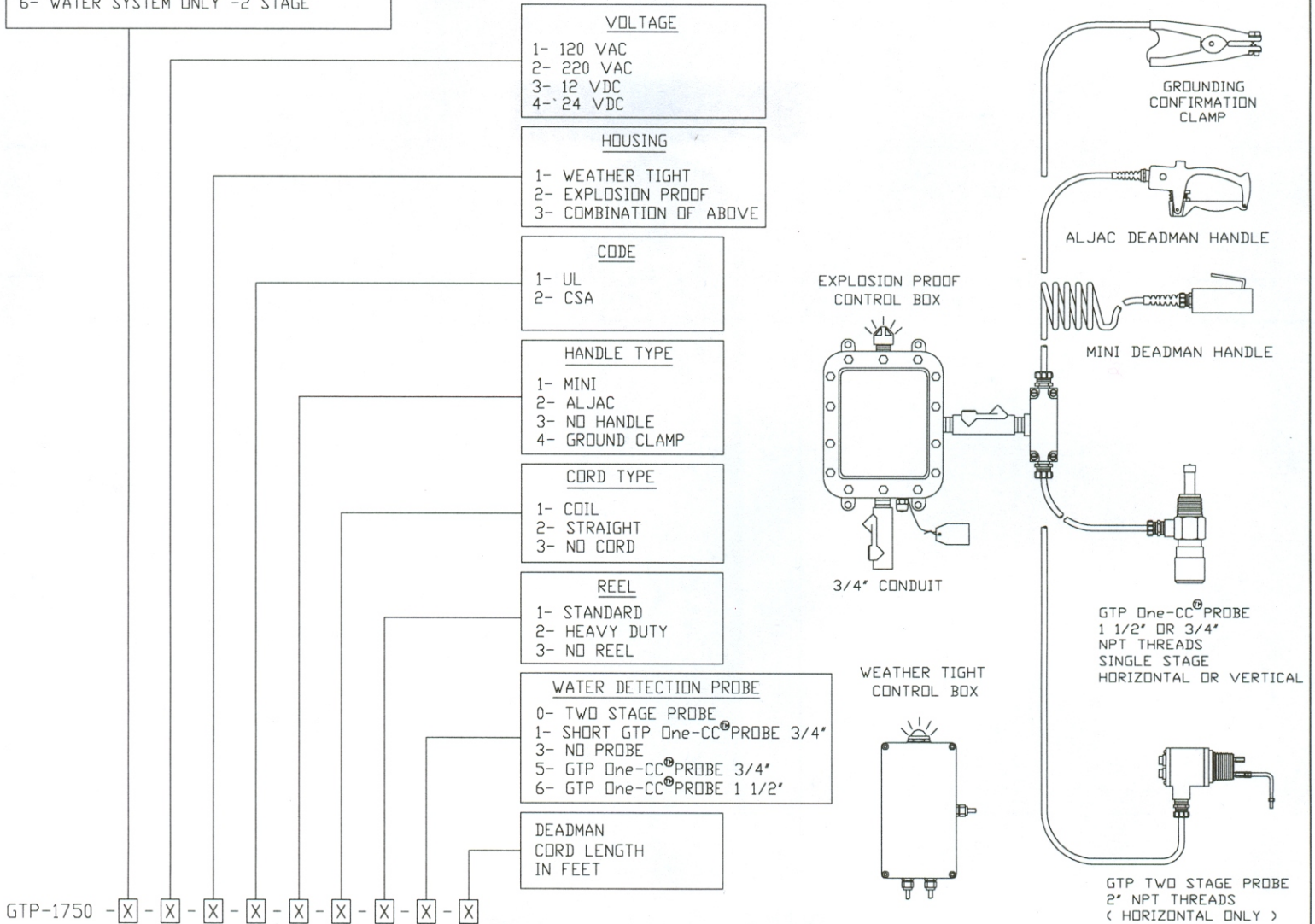


**CONFIGURATION**

- 1- DEADMAN SYSTEM ONLY
- 2- DUAL DEADMAN SYSTEM ONLY
- 3- DEADMAN AND WATER SYSTEM -1 STAGE
- 4- DEADMAN AND WATER SYSTEM -2 STAGE
- 5- WATER SYSTEM ONLY -1 STAGE
- 6- WATER SYSTEM ONLY -2 STAGE

**EXAMPLE**

GTP-1750 -3-1-2-1-1-2-3-5-25. THIS MODEL NUMBER DESCRIBES A SINGLE STAGE WATER DETECTION SYSTEM WITH A DEADMAN HANDLE. THE FOLLOWING FEATURES APPLY: 120 VAC, EXPLOSION PROOF, UL LISTED, AND HAS A MINI DEADMAN HANDLE WITH STRAIGHT CORD, NO REEL; WATER DETECTION PROBE IS STANDARD One-CC WITH 3/4 IN. NPT THREADS AND DEADMAN CORD LENGTH OF 25 FT.



- NOTE:**
- 1- WATER PROBE VERSIONS COME WITH RED INDICATOR LIGHT. LABELED ( WATER IN SUMP )
  - 2- WHEN GROUNDING CLAMP IS ORDERED, SYSTEM COMES WITH RED AND GREEN INDICATOR LIGHTS.

**CRITICALLY IMPORTANT SAFETY INFORMATION**  
RE: ALL GTP-1750 SERIES WATER DETECTOR SYSTEMS

IT IS IMPORTANT THAT THESE DEVICES NOT BE USED ON JET FUEL CONTAINING ANTI-ICING ADDITIVE ( AKA "PRIST", DIEGME - DIETHYLENE GLYCOL MONOMETHYL ETHER ) UNLESS SPECIAL CARE IS TAKEN TO ENSURE THAT ALL WATER IS REGULARLY ( DAILY ) DRAINED FROM ALL TANK AND FILTER SUMPS AND LOW POINTS ( IF APPLICABLE ).

WHILE SUCH DAILY DRAININGS ARE CONSIDERED REQUIRED STANDARD PRACTICE IN THIS INDUSTRY, WITH CONDUCTIVITY TYPE-PROBES AND ANTI-ICING ADDITIVE IT BECOMES MORE IMPORTANT TO DRAIN SUMPS REGULARLY.

A POOL OF WATER LYING IN THE SYSTEM WILL RAPIDLY DRAW ADDITIVE FROM THE FUEL. SOME RESEARCH INDICATES THAT SO MUCH ADDITIVE WILL GO INTO THE WATER THAT THE RESULTING LIQUID CAN BE 25% ADDITIVE AND ONLY 75% WATER AFTER LESS THAN A WEEK. ADDITIVE CONTENT WILL CONTINUE TO RISE AND WHEN THE CONCENTRATION EXCEEDS ABOUT 40%-50% ( DEPENDS ON CONDITIONS ) THE PROBE WILL NO LONGER BE ABLE TO DETECT THIS MIXTURE OF WATER AND ADDITIVE.

THIS IS A WATER PROBE, AND IS NOT DESIGNED TO DETECT WATER MIXED WITH SUCH HIGH CONCENTRATIONS OF ADDITIVE.


IF YOU ARE USING FUELS THAT CONTAIN THE ADDITIVE AND ARE NOT 100% CONFIDENT IN YOUR PERSONNEL SUMPING ALL WATER ON A DAILY BASIS, WE SUGGEST YOU USE EITHER A MASS SENSOR OR A FLOAT TYPE DETECTOR.

<b>GAMMON TECHNICAL PRODUCTS, INC</b>			
2300 HWY. 34 MANASQUAN, NEW JERSEY - U.S.A. 08736			
TITLE: 1750 - NOMENCLATURE			
DRAWN BY MWZ	SCALE	MATERIAL	
DATE 09/10/04	SHEET 1 OF 1	DRAWING No. GTP-1750	
REVISIONS			
No.	DESCRIPTION	DATE	BY
1	ADD SHORT GTP One-CC <sup>®</sup> PROBE 3/4"	12/18/08	JM
2			
3			

**DEADMAN HOSE:** BOTH HOSES HAVE NEOPRENE CONSTRUCTION, BUNA-N TUBES  
 Manufactured to Gammon Technical Products Inc. Specifications, this hose is superior to any available air deadman hose on the market. It is suitable for all refueling operations.


The tubes are made of Buna N (Nitrile rubber) to resist fuel from cross-leakage in the control system. The braided reinforced tubes have neoprene covers to resist oils that contaminate ramp areas. A special additive is included to give the cover superior resistance to cracking.

Order model GTP-1202. Available in cut lengths or reels, with or without fittings. For more information, see Bulletin 78.



Operating pressure 200 psi  
 Burst pressure over 800 psi

**SPRING REWIND DUAL HOSE REEL**  
 To handle twin deadman hose.



**Series N600**  
 Shown with roller  
 in TR position

Hannay's Series N600 twin deadman hose reels are spring retractable. They handle 1/4" and 3/8" twin sensing hose in lengths up to 100 feet. Series N600 reels have two swivel joint inlets and two outlet risers to handle twin hose for a sensing control. This reel plays a necessary role in maintaining safety during refueling operations.

**Rewind:** A heavy-duty spring motor. A non-sparking ratchet assembly locks the reel when the desired length of hose has been payed out.

**Inlet & Outlet:** 1/2" female NPT threads.

**Rollers:** All models are supplied with a 4-way roller assembly.

**Hose Stop:** A hose stop may be used to prevent damage to rollers and deadman handles.

**SPRING REWIND CABLE REEL**



**Series SCR700**  
 Standard Configuration shown

These reels are industrial-duty, long lasting spring rewind reels. Equipped with four-way roller assemblies.

**Rewind:** A heavy-duty spring motor provides self-contained rewind power. A non sparking ratchet assembly locks the reel when the desired length of cable has been payed out.

**Rollers:** All models are supplied with a 4-way roller assembly.

**Cable Stop:** A cable stop may be used to prevent damage to rollers and handle and to permit adjustment of free cable.

Please contact us for any additional information if needed.