


# Product Handbook

## Conveyor Belt Fastener Systems

September 2008



2525 Wisconsin Avenue, Downers Grove, Illinois 60515

Phone: 1-630-971-0150 Fax: 1-630-971-1180

Customer Service: 1-800-541-8028

[www.flexco.com](http://www.flexco.com)

---

## Table of Contents

|  |              |
|--|--------------|
| <b>CLIPPER® WIRE HOOKS</b> .....                         | <b>4-27</b>  |
| Clipper® Wire Hook Fastening System Overview .....       | 4            |
| General Hook Information .....                           | 5            |
| Clipper Hook and Pin Selection Chart .....               | 6            |
| Clipper Carded Hooks.....                                | 7-14         |
| Unibar® Series Hooks.....                                | 15-16        |
| Connecting Pins.....                                     | 17-19        |
| Lacers .....   | 20-24        |
| Belt Cutters.....  | 25           |
| Clipper Accessories .....                                | 26-27        |
| <b>ALLIGATOR® CONVEYOR BELT LACING</b> .....             | <b>28-31</b> |
| Alligator® Lacing Fastening System Overview .....        | 28           |
| Steel Lacing.....  | 29           |
| 316 Stainless Lacing .....                               | 30           |
| Hinge Pins .....   | 31           |
| <b>ALLIGATOR® TRANSMISSION BELT LACING</b> .....         | <b>32</b>    |
| <b>ALLIGATOR® READY SET™ STAPLE BELT FASTENERS</b> ..... | <b>33-37</b> |
| Alligator® Ready Set Fastening System Overview .....     | 33           |
| No. 62, No. 125, No. 187 Staple Fasteners.....           | 34           |
| Hinge Pins .....   | 35           |
| Installation Tools .....                                 | 36-37        |
| MegAlloy® Staple Fasteners.....                          | 37           |
| <b>ALLIGATOR® RIVET FASTENERS</b> .....                  | <b>38-39</b> |
| Alligator® Rivet Fastening System Overview.....          | 38           |
| Rivet Fasteners, Hinge Pins, Installation Tools .....    | 39           |
| <b>ALLIGATOR® NON-METALLIC FASTENERS</b> .....           | <b>40-42</b> |
| Alligator® Non-Metallic Fastening System Overview .....  | 40           |
| Fasteners, Hinge Pins .....                              | 41           |
| Spiral Lacing .....                                      | 42           |
| Installation Tools .....                                 | 41-42        |
| <b>FLEXCO® BOLT HINGED FASTENERS</b> .....               | <b>43-48</b> |
| Flexco® Bolt Hinged Fastening System Overview.....       | 43           |
| No. 375X Fasteners.....                                  | 44           |
| No. 550.....   | 45           |
| Hinge Pins .....   | 46           |
| Installation Tools .....                                 | 47-48        |

## Table of Contents (cont.)

|   |              |
|---|--------------|
| <b>FLEXCO® RIVET HINGED FASTENERS .....</b>               | <b>49-58</b> |
| Flexco® Rivet Hinged Fastening System Overview .....      | 49           |
| Flexco® R2 Medium-Duty Rivet Hinged Fasteners .....       | 50           |
| Fasteners .....   | 51-52        |
| Rivets, Hinge Pins .....                                  | 53-55        |
| Installation Tools .....                                  | 56-59        |
| <b>FLEXCO® SOLID PLATE FASTENERS .....</b>                | <b>60-64</b> |
| Flexco® Solid Plate Fastening System Overview .....       | 60           |
| Fasteners .....   | 61           |
| Installation Tools .....                                  | 62-63        |
| Extra bolts and Nuts, Rip Repair .....                    | 64           |
| <b>FLEXCO® RIVET PLATE FASTENERS .....</b>                | <b>65-69</b> |
| Flexco® Rivet Solid Plate Fastening System Overview ..... | 65           |
| Fasteners, Rivets .....                                   | 66-67        |
| Installation Tools .....                                  | 68-69        |
| <b>ALLIGATOR® V-BELT FASTENERS .....</b>                  | <b>70-71</b> |
| Alligator® V-Belt Fastening System Overview .....         | 70           |
| Fasteners, Tools .....                                    | 71           |
| <b>BELT MAINTENANCE AND SAFETY TOOLS .....</b>            | <b>72-74</b> |
| Belt Cutters, Belt Skivers .....                          | 72-73        |
| Belt Clamps, Belt Lifter .....                            | 73           |
| Tools and Accessories .....                               | 74           |
| <b>BELT POSITIONER™ .....</b>                             | <b>75</b>    |
| <b>BELT PLOWS .....</b>                                   | <b>76</b>    |
| <b>SKIRT CLAMPS .....</b>                                 | <b>77</b>    |
| <b>TATCH-A-CLEAT® BELT CLEATS .....</b>                   | <b>78-84</b> |
| General Cleat Information .....                           | 78           |
| Mechanical Cleats .....                                   | 77-80        |
| Bondable Cleats .....                                     | 81-84        |
| <b>INDEX .....</b>  | <b>86-97</b> |
| By Ordering Number .....                                  | 86-89        |
| By Item Code .....  | 90-97        |



## How Clipper® Hooks Work

The Clipper® Hook design incorporates a double-staggered grip pattern that gives wire hooks exceptional holding power without degrading the integrity of the belt carcass. The points of the fastener pass through the belt carcass and are formed over, locking the carcass between them.

This low profile splice is highly compatible with conveyor components and compliant with the need for reduced operating noise. Additional splice strength and consistency of splice installation is obtained through precision machine application.

| Applications   | Installation Method  | What You Need for Installation  |
|--|--|---|
| <ul style="list-style-type: none"> <li>• Package and Parts Handling</li> <li>• Food Processing</li> <li>• Checkout Counters</li> <li>• Commercial Laundries</li> <li>• Filter Media</li> <li>• Agriculture</li> </ul>  | <p>Depending on the application, Clipper® Hooks can be installed with on-site maintenance lacers such as the Roller Lacer®, Roller Lacer® Gold Class™, or Microlacer®, Production Lacers for high volume lacing (Pro 400, Pro 600, Pro 6000, or Electric Hydraulic Lacers), or Specialty Lacers such as the Plier-Tape Lacer, Vice Lacer, Baler Belt Lacer. Please contact Flexco to discuss your application.</p>   | <ul style="list-style-type: none"> <li>• Hooks</li> <li>• Connecting Pin</li> <li>• Installation Tool</li> </ul>  |
| How to Specify the Correct Clipper® Fastener   | Fastener Metal Selection   | Hinge Pin Selection   |
| <ol style="list-style-type: none"> <li>1. Measure your Belt Thickness (PIW).</li> <li>2. Measure the Diameter of the Smallest Pulley in your Drive with Belt Wrap more than 90°.</li> <li>3. Using the selection chart on page 6, identify possible hook choices.</li> <li>4. Narrow selections by selecting desired wire diameter. <ul style="list-style-type: none"> <li>• Larger wire diameter provides greater strength and abrasion resistance.</li> <li>• Smaller wire diameter provides less noise and less wear on conveyor components.</li> </ul> </li> <li>5. If multiple choices remain, select either carded or Unibar® style fastener.</li> </ol> | <p><b>Galvanized Steel.</b> For basic applications, galvanized steel is recommended.</p> <p><b>Stainless Steel.</b> Type 430 and Type 316 Stainless Steel offers more resistance than steel to abrasion, acids, chemicals, rusting, and magnetic attraction.</p> <p><b>High Tensile.</b> Added abrasion resistance and fastener retention strength.</p> <p><b>Specialty Metal.</b></p> <ul style="list-style-type: none"> <li>• Coated Steel</li> <li>• Rectangular High Tensile</li> <li>• Monel®</li> <li>• Inconel®</li> <li>• Phosphor Bronze</li> <li>• Hastelloy</li> <li>• Black Oxide</li> </ul> | <p><b>DSS DuraStainless™</b> - stainless spring steel core with filled nylon coating for superior abrasion resistance, flat belts only.</p> <p><b>DL Duralink™</b> - braided stainless cable with filled nylon coating for superior abrasion resistance, crowned pulley or troughed belts.</p> <p><b>NY Nylosteel</b> - spring steel core with nylon coating for use with galvanized or high tensile fasteners, flat or troughed belts.</p> <p><b>NYS Nylostainless</b> - stainless spring steel core with nylon coating for use with stainless steel fasteners, flat belts only.</p> <p><b>NCS Nylon Covered Stainless Steel Cable</b> - braided stainless cable with nylon coating for applications with stainless fasteners, crowned pulley or troughed belts.</p> |

*Please see page 6 for Clipper Fastener selection chart.*

# General Hook Information



## HOW TO SELECT THE PROPER HOOK SIZE

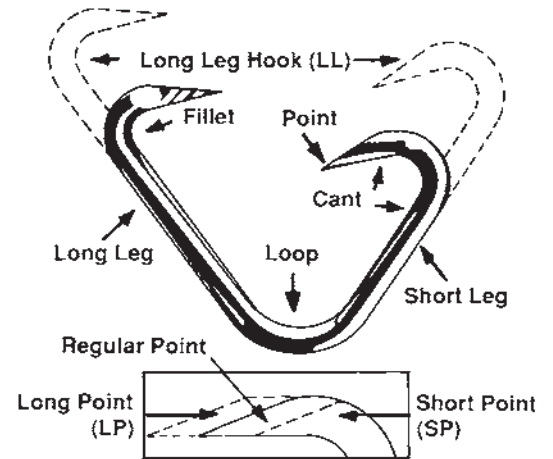
1. Measure the belt thickness and pulley diameter.
2. Determine the possible options that could be used, based on the chart on page 6.
3. Select the proper hook from the specification chart.
4. If hook specifications overlap into more than one size, select the fastener which best meets your needs. NOTE: If maximum strength is of primary importance, choose the hook with the largest diameter wire. If low profile is needed select the hook with the smallest diameter wire.
5. Select the type of metal which best fits your application requirements.

## SPECIAL LENGTH CARDS

Clipper® hooks can be ordered in special length cards or Unibar® strips for specific applications. This eliminates time consuming card cutting by hand.

All special length cards are shipped without pins.

Please call Customer Service for pricing and lead times.



## FASTENER MATERIAL CHARACTERISTICS

| METAL                          | MAGNETIC | ABRASION RESISTANCE | CHEMICAL RESISTANCE | RUST RESISTANCE                  | SPARKING/ NON-SPARKING | AVAILABLE CLIPPER SIZES                   |
|--------------------------------|----------|---------------------|---------------------|----------------------------------|------------------------|---|
| Galvanized                     | Yes      | Good                | Poor                | Good                             | Sparking               | 25, 1, 2-7                                |
| Coated Steel                   | Yes      | Good                | Poor                | Poor                             | Sparking               | U2 -U3                                    |
| Steel                          | Yes      | Good                | Poor                | Poor                             | Sparking               | U4-U7                                     |
| High Tensile Steel             | Yes      | Good to Excellent   | Fair                | Good                             | Sparking               | 1, 2-7                                    |
| Rectangular High Tensile Steel | Yes      | Good to Excellent   | Fair                | Good                             | Sparking               | 4-1/2                                     |
| 430 Stainless Steel            | Yes      | Good                | Fair to Good        | Good                             | Sparking               | 1, 2-7, UX-1, U2SP - U7                   |
| 316L Stainless Steel           | Slightly | Good                | Good to Excellent   | Excellent                        | Sparking               | 25, 30, 36, 1, 2-7, UX-1, UCM36, UA2, UA3 |
| Monel® 400                     | Slightly | Fair                | Excellent           | Excellent                        | Sparking               | 25, 1, 2-4                                |
| Inconel® 600                   | No       | Fair                | Excellent           | Excellent even at elevated temp. | Sparking               | 2-4                                       |
| Phosphor Bronze                | No       | Good                | Poor                | Good                             | Non-sparking           | 2-4                                       |
| Hastelloy C-22                 | No       | Good                | Excellent           | Excellent                        | Sparking               | 36, UCM                                   |
| Black Oxide                    | Yes      | Good                | Poor                | Fair                             | Sparking               | 25  |



# Clipper<sup>®</sup> Hook and Pin Selection Chart

| FASTENER AND PIN SIZE SELECTION CHART |               |                     |                      |                |                |               |                |                |                |              |                |                |                 |                |
|---------------------------------------|---------------|---------------------|----------------------|----------------|----------------|---------------|----------------|----------------|----------------|--------------|----------------|----------------|-----------------|----------------|
| Minimum Pulley Diameter               | Wire Diameter | Connecting Pin Size | Belt Thickness       |                |                |               |                |                |                |              |                |                |                 |                |
|                                       |               |                     | Up to .047"<br>3/64" | .063"<br>1/16" | .093"<br>3/32" | .125"<br>1/8" | .156"<br>5/32" | .187"<br>3/16" | .219"<br>7/32" | .25"<br>1/4" | .281"<br>9/32" | .313"<br>5/16" | .343"<br>11/32" | .39"<br>25/64" |
|                                       |               |                     | 1.2mm                | 1.6mm          | 2.4mm          | 3.2mm         | 4.0mm          | 4.8mm          | 5.6mm          | 6.4mm        | 7.1mm          | 7.9mm          | 9.0mm           | 10.0mm         |
| 15/16"<br>24mm                        | .025"         | .065"/1.7mm         | 25SP*                |                |                |               |                |                |                |              |                |                |                 |                |
|                                       | .025"         | .065"/1.7mm         | 25*                  |                |                |               |                |                |                |              |                |                |                 |                |
|                                       | .036" x .027" | .065"/1.7mm         | UCM36SL XSP          |                |                |               |                |                |                |              |                |                |                 |                |
|                                       | .036" x .027" | .065"/1.7mm         |                      | UCM36SL SP     |                |               |                |                |                |              |                |                |                 |                |
|                                       | .025"         | .065"/1.7mm         |                      | 25LP*          |                |               |                |                |                |              |                |                |                 |                |
| 2"<br>51mm                            | .036" x .027" | .065"/1.7mm         | UCM36 XSP            |                |                |               |                |                |                |              |                |                |                 |                |
|                                       | .030"         | .065"/1.7mm         | 30*                  |                |                |               |                |                |                |              |                |                |                 |                |
|                                       | .036" x .027" | .065"/1.7mm         |                      | UCM36 SP*      |                |               |                |                |                |              |                |                |                 |                |
|                                       | .036" x .027" | .065"/1.7mm         |                      | 36 SP*         |                |               |                |                |                |              |                |                |                 |                |
|                                       | .040"         | .065"/1.7mm         |                      | 1 XSP*         |                |               |                |                |                |              |                |                |                 |                |
|                                       | .030"         | .065"/1.7mm         |                      | 30P*           |                |               |                |                |                |              |                |                |                 |                |
|                                       | .040"         | .065"/1.7mm         |                      | UX-1 SP*       |                |               |                |                |                |              |                |                |                 |                |
|                                       | .036" x .027" | .065"/1.7mm         |                      | UCM36*         |                |               |                |                |                |              |                |                |                 |                |
|                                       | .036" x .027" | .065"/1.7mm         |                      | 36*            |                |               |                |                |                |              |                |                |                 |                |
|                                       | .040"         | .065"/1.7mm         |                      | 1 SP*          |                |               |                |                |                |              |                |                |                 |                |
|                                       | .036" x .027" | .065"/1.7mm         |                      |                | UCM36 LP*      |               |                |                |                |              |                |                |                 |                |
|                                       | .040"         | .065"/1.7mm         |                      |                | 1*             |               |                |                |                |              |                |                |                 |                |
|                                       | .040"         | .065"/1.7mm         |                      |                | UX-1*          |               |                |                |                |              |                |                |                 |                |
|                                       | .047"         | .093"/2.4mm         |                      |                | UA2            |               |                |                |                |              |                |                |                 |                |
|                                       | .054"         | .093"/2.4mm         |                      |                | U2 SP          |               |                |                |                |              |                |                |                 |                |
|                                       | .054"         | .093"/2.4mm         |                      |                | 2SP            |               |                |                |                |              |                |                |                 |                |
|                                       | .054"         | .093"/2.4mm         |                      |                |                | U2            |                |                |                |              |                |                |                 |                |
| .054"                                 | .093"/2.4mm   |                     |                      |                | 2              |               |                |                |                |              |                |                |                 |                |
| .047"                                 | .093"/2.4mm   |                     |                      |                | UA3            |               |                |                |                |              |                |                |                 |                |
| 3"<br>76mm                            | .054"         | .093"/2.4mm         |                      |                | U3-1           |               |                |                |                |              |                |                |                 |                |
|                                       | .054"         | .093"/2.4mm         |                      |                | 3-1            |               |                |                |                |              |                |                |                 |                |
|                                       | .054"         | .093"/2.4mm         |                      |                | U3-2           |               |                |                |                |              |                |                |                 |                |
|                                       | .054"         | .093"/2.4mm         |                      |                | 3              |               |                |                |                |              |                |                |                 |                |
|                                       | .054"         | .093"/2.4mm         |                      |                | U3             |               |                |                |                |              |                |                |                 |                |
|                                       | .054"         | .093"/2.4mm         |                      |                |                | 3-4 1/2       |                |                |                |              |                |                |                 |                |
| 4"<br>102mm                           | .054"         | .109"/2.8mm         |                      |                |                | 4-2           |                |                |                |              |                |                |                 |                |
|                                       | .054"         | .125"/3.2mm         |                      |                |                | 4 1/2-3       |                |                |                |              |                |                |                 |                |
|                                       | .054"         | .109"/2.8mm         |                      |                |                | 4             |                |                |                |              |                |                |                 |                |
|                                       | .054"         | .109"/2.8mm         |                      |                |                | U4            |                |                |                |              |                |                |                 |                |
|                                       | .054"         | .125"/3.2mm         |                      |                |                | 4 1/2         |                |                |                |              |                |                |                 |                |
| 5"<br>127mm                           | .054"         | .125"/3.2mm         |                      |                |                |               | 5              |                |                |              |                |                |                 |                |
|                                       | .054"         | .125"/3.2mm         |                      |                |                |               | U5             |                |                |              |                |                |                 |                |
| 6"<br>152mm                           | .054"         | .156"/4.0mm         |                      |                |                |               |                | 6              |                |              |                |                |                 |                |
|                                       | .054"         | .156"/4.0mm         |                      |                |                |               |                | U6             |                |              |                |                |                 |                |
| 7"<br>175mm                           | .054"         | .156"/4.0mm         |                      |                |                |               |                |                | 7              |              |                |                |                 |                |
|                                       | .054"         | .156"/4.0mm         |                      |                |                |               |                |                | U7             |              |                |                |                 |                |

\*Long Leg available. Allow for 1" (25mm) larger minimum pulley diameter.

Hook Abbreviations: SL – Short Leg XSP – Extra Short Point LP – Long Point  
LL – Long Leg SP – Short Point

# Clipper® Regular (54) Series Carded Hooks



## FASTENERS

### GALVANIZED - 12" LENGTHS

| HOOK SIZE | ORDERING NUMBER (BOX) | ITEM CODE | WT. PER BOX LBS. | HOOKS PER CARD | CARDS PER BOX | LACING INCHES PER BOX |
|-----------|-----------------------|-----------|------------------|----------------|---------------|-----------------------|
|           |                       |           |                  |                |               |                       |
| 2SP       | 2SPG                  | 02168     | 1.2              | 84             | 12            | 144                   |
| 2         | 2G                    | 02154     | 1.2              | 84             | 12            | 144                   |
| 3-1       | 3-1G                  | 02196     | 1.3              | 84             | 12            | 144                   |
| 3         | 3G                    | 02182     | 1.3              | 84             | 12            | 144                   |
| 3-4-1/2   | 3-4-1/2G              | 02206     | 1.3              | 84             | 12            | 144                   |
| 4         | 4G                    | 02216     | 1.4              | 84             | 12            | 144                   |
| 4-2       | 4-2G                  | 02232     | 1.4              | 84             | 12            | 144                   |
| 4-1/2     | 4-1/2G                | 02300     | 1.5              | 84             | 12            | 144                   |
| 5-3       | 5-3G                  | 02339     | 1.8              | 84             | 12            | 144                   |
| 5         | 5G                    | 02323     | 1.8              | 84             | 12            | 144                   |
| 6         | 6G                    | 02348     | 2.2              | 84             | 12            | 144                   |
| 7         | 7G                    | 02363     | 2.3              | 84             | 12            | 144                   |
| WITH PINS |                       |           |                  |                |               |                       |
| 2SP       | 2SPGNY                | 02169     | 1.2              | 84             | 12            | 144                   |
| 2         | 2GNY                  | 02155     | 1.2              | 84             | 12            | 144                   |
| 3-1       | 3-1GNY                | 02197     | 1.3              | 84             | 12            | 144                   |
| 3         | 3GNY                  | 02183     | 1.3              | 84             | 12            | 144                   |
| 3-4-1/2   | 3-4-1/2GNY            | 02210     | 1.3              | 84             | 12            | 144                   |
| 4         | 4GNY                  | 02217     | 1.4              | 84             | 12            | 144                   |
| 4-2       | 4-2GNY                | 02233     | 1.4              | 84             | 12            | 144                   |
| 4-1/2     | 4-1/2GW               | 02301     | 1.4              | 84             | 12            | 144                   |
| 5-3       | 5-3GW                 | 02340     | 1.8              | 84             | 12            | 144                   |
| 5         | 5GW                   | 18227     | 1.8              | 84             | 12            | 144                   |
| 6         | 6GW                   | 18228     | 2.2              | 84             | 12            | 144                   |
| 7         | 7GW                   | 02365     | 2.3              | 84             | 12            | 144                   |

NOTE: For Regular (54) Series Carded Hooks, wire diameter = .054" (1.4mm).

For extra pin material see pages 17-19.

### HIGH TENSILE - WITHOUT PINS - 12" LENGTHS

| HOOK SIZE | ORDERING NUMBER (BOX) | ITEM CODE | WT. PER BOX LBS. | HOOKS PER CARD | CARDS PER BOX | LACING INCHES PER BOX |
|-----------|-----------------------|-----------|------------------|----------------|---------------|-----------------------|
| 2SP       | 2SPHT                 | 02173     | 1.2              | 84             | 12            | 144                   |
| 2         | 2HT                   | 02161     | 1.2              | 84             | 12            | 144                   |
| 3-1       | 3-1HT                 | 02198     | 1.3              | 84             | 12            | 144                   |
| 3         | 3HT                   | 02189     | 1.3              | 84             | 12            | 144                   |
| 3         | 3HT-WIDE              | 05362     | 1.3              | 84             | 12            | 144                   |
| 4         | 4HT                   | 02223     | 1.4              | 84             | 12            | 144                   |
| 4-2       | 4-2HT                 | 02295     | 1.4              | 84             | 12            | 144                   |
| 4-1/2-3   | 4-1/2-3HT             | 02316     | 1.4              | 84             | 12            | 144                   |
| 4-1/2     | 4-1/2HT               | 02307     | 1.5              | 84             | 12            | 144                   |
| 5-3       | 5-3HT                 | 02342     | 1.8              | 84             | 12            | 144                   |
| 5         | 5HT                   | 02330     | 1.8              | 84             | 12            | 144                   |
| 6         | 6HT                   | 02355     | 2.2              | 84             | 12            | 144                   |

### RECTANGULAR HIGH TENSILE - WITHOUT PINS - 12" LENGTHS

| HOOK SIZE | ORDERING NUMBER (BOX) | ITEM CODE | WT. PER BOX LBS. | HOOKS PER CARD | CARDS PER BOX | LACING INCHES PER BOX |
|-----------|-----------------------|-----------|------------------|----------------|---------------|-----------------------|
| 4-1/2-3   | 4-1/2-3RHTX           | 02432     | 2.3              | 84             | 12            | 144                   |
| 4-1/2     | 4-1/2RHTX             | 02429     | 2.3              | 84             | 12            | 144                   |

#### CLIPPER® ORDERING NUMBER REFERENCE

|      |                     |
|------|---------------------|
| XSP  | Extra Short Point   |
| SP   | Short Point         |
| LP   | Long Point          |
| XLP  | Extra Long Point    |
| LL   | Long Leg            |
| SL   | Short Leg           |
| G    | Galvanized          |
| HT   | High Tensile        |
| RHTX | Rectangular Wire    |
| S    | 430 Stainless Steel |
| SS   | 316 Stainless Steel |

Stock Items (non-shaded) standard lead time is 3 working days.

Made To Order Items (shaded) extended lead time, minimum order may apply.

Special Metals and Special Length Cards are available. Request quote for price and delivery.



# Clipper® Regular (54) Series Carded Hooks

## FASTENERS

### 430 STAINLESS - 12" LENGTHS

| 2-7              | HOOK SIZE           | ORDERING NUMBER (BOX) | ITEM CODE | WT. PER BOX LBS. | HOOKS PER CARD | CARDS PER BOX | LACING INCHES PER BOX |
|------------------|---------------------|-----------------------|-----------|------------------|----------------|---------------|-----------------------|
|                  | <b>WITHOUT PINS</b> |                       |           |                  |                |               |                       |
| 2SP              | 2SPS                | 02170                 | 1.2       | 84               | 12             | 144           |                       |
| 2                | 2S                  | 02157                 | 1.2       | 84               | 12             | 144           |                       |
| 3-1              | 3-1S                | 02195                 | 1.3       | 84               | 12             | 144           |                       |
| 3                | 3S                  | 02185                 | 1.3       | 84               | 12             | 144           |                       |
| 4                | 4S                  | 02219                 | 1.4       | 84               | 12             | 144           |                       |
| 4-2              | 4-2S                | 02234                 | 1.4       | 84               | 12             | 144           |                       |
| 4-1/2            | 4-1/2S              | 02303                 | 1.5       | 84               | 12             | 144           |                       |
| 5-3              | 5-3S                | 02341                 | 1.8       | 84               | 12             | 144           |                       |
| 5                | 5S                  | 02326                 | 1.8       | 84               | 12             | 144           |                       |
| 6                | 6S                  | 02351                 | 2.2       | 84               | 12             | 144           |                       |
| 7                | 7S                  | 02367                 | 2.3       | 84               | 12             | 144           |                       |
| <b>WITH PINS</b> |                     |                       |           |                  |                |               |                       |
| 2SP              | 2SPSNYS             | 02171                 | 1.2       | 84               | 12             | 144           |                       |
| 2                | 2SNYS               | 02158                 | 1.2       | 84               | 12             | 144           |                       |
| 3                | 3SNYS               | 02186                 | 1.3       | 84               | 12             | 144           |                       |
| 4                | 4SNYS               | 02220                 | 1.4       | 84               | 12             | 144           |                       |
| 4-2              | 4-2SNYS             | 02294                 | 1.4       | 84               | 12             | 144           |                       |
| 4-1/2            | 4-1/2-SW            | 02304                 | 1.5       | 84               | 12             | 144           |                       |
| 5                | 5SW                 | 02327                 | 1.8       | 84               | 12             | 144           |                       |
| 6                | 6SW                 | 02352                 | 2.2       | 84               | 12             | 144           |                       |
| 7                | 7SW                 | 02368                 | 2.3       | 84               | 12             | 144           |                       |

NOTE: For Regular (54) Series Carded Hooks, wire diameter = .054" (1.4mm).

For extra pin material see pages 17-19.

### 316L STAINLESS - WITHOUT PINS - 12" LENGTHS

| 2-7   | HOOK SIZE | ORDERING NUMBER (BOX) | ITEM CODE | WT. PER BOX LBS. | HOOKS PER CARD | CARDS PER BOX | LACING INCHES PER BOX |
|-------|-----------|-----------------------|-----------|------------------|----------------|---------------|-----------------------|
|       | 2SP       | 2SPSS                 | 02172     | 1.2              | 84             | 12            | 144                   |
| 2     | 2SS       | 02159                 | 1.2       | 84               | 12             | 144           |                       |
| 3-1   | 3-1SS     | 02397                 | 1.3       | 84               | 12             | 144           |                       |
| 3     | 3SS       | 02187                 | 1.3       | 84               | 12             | 144           |                       |
| 4     | 4SS       | 02221                 | 1.4       | 84               | 12             | 144           |                       |
| 4-1/2 | 4-1/2SS   | 02305                 | 1.5       | 84               | 12             | 144           |                       |
| 5     | 5SS       | 02328                 | 1.8       | 84               | 12             | 144           |                       |
| 6     | 6SS       | 02353                 | 2.2       | 84               | 12             | 144           |                       |
| 7     | 7SS       | 02370                 | 2.3       | 84               | 12             | 144           |                       |

### BRONZE - WITHOUT PINS - 12" LENGTHS

| 2-4 | HOOK SIZE | ORDERING NUMBER (BOX) | ITEM CODE | WT. PER BOX LBS. | HOOKS PER CARD | CARDS PER BOX | LACING INCHES PER BOX |
|-----|-----------|-----------------------|-----------|------------------|----------------|---------------|-----------------------|
|     | 2SP       | 2SPB                  | 02175     | 1.2              | 84             | 12            | 144                   |
| 2   | 2B        | 02164                 | 1.2       | 84               | 12             | 144           |                       |
| 3   | 3B        | 02193                 | 1.3       | 84               | 12             | 144           |                       |
| 4   | 4B        | 02227                 | 1.4       | 84               | 12             | 144           |                       |

### MONEL® - WITHOUT PINS - 12" LENGTHS

| 2-4-1/2 | HOOK SIZE | ORDERING NUMBER (BOX) | ITEM CODE | WT. PER BOX LBS. | HOOKS PER CARD | CARDS PER BOX | LACING INCHES PER BOX |
|---------|-----------|-----------------------|-----------|------------------|----------------|---------------|-----------------------|
|         | 2SP       | 2SPM                  | 02174     | 1.2              | 84             | 12            | 144                   |
| 2       | 2M        | 02163                 | 1.2       | 84               | 12             | 144           |                       |
| 3       | 3M        | 02191                 | 1.3       | 84               | 12             | 144           |                       |
| 4       | 4M        | 02225                 | 1.4       | 84               | 12             | 144           |                       |
| 4-1/2   | 4-1/2M    | 02310                 | 1.5       | 84               | 12             | 144           |                       |



# Clipper® Point-of-Purchase Baler Hooks



## POINT-OF-PURCHASE FASTENERS\*

| BELT WIDTH                                    | ORDERING NUMBER (BOX) | ITEM CODE | WT. PER BOX LBS. | HOOKS PER CARD | CARDS PER BOX | PINS PER BOX | MIN. ORDER QTY. |
|---|-----------------------|-----------|------------------|----------------|---------------|--------------|-----------------|
| <b>#4½ RECTANGULAR HIGH TENSILE</b>           |                       |           |                  |                |               |              |                 |
| 4"  | 4-1/2RHTX(26)W-8      | 01831     | 1.1              | 26             | 8             | 4            | 50              |
| 6½"   | 4-1/2RHTX(41)W-4      | 01846     | 1.1              | 41             | 4             | 2            | 50              |
| 7"  | 4-1/2RHTX(45)W-4      | 01847     | 1.1              | 45             | 4             | 2            | 50              |
| <b>#4½ - 3 POINT RECTANGULAR HIGH TENSILE</b> |                       |           |                  |                |               |              |                 |
| 7"  | 4-1/2-3RHTX(45)W-4    | 01848     | 1.1              | 45             | 4             | 2            | 50              |
| <b>#4½ - 4 POINT RECTANGULAR HIGH TENSILE</b> |                       |           |                  |                |               |              |                 |
| 6½"   | 4-1/2-4RHTX(42)W-4    | 01849     | 1.1              | 42             | 4             | 2            | 50              |
| <b>#3 - 4½ GALVANIZED</b>                     |                       |           |                  |                |               |              |                 |
| 4"  | 3-4-1/2G(26)W-8       | 01853     | 1.1              | 26             | 8             | 4            | 50              |
| 6½"   | 3-4-1/2G(42)W-4       | 01854     | 1.1              | 42             | 4             | 2            | 50              |
| 10"   | 3-4-1/2G(67)-10POP    | 02209     | 1.3              | 67             | 10            | 0            | 25              |

For extra pin material see pages 17-19.

\* NOTE: Point-of-Purchase Baler hooks are made to order (shaded) and have a three week lead time. Boxes include pre-cut Duralink™ Pins as indicated.

□ Stock Items (non-shaded) standard lead time is 3 working days.

▨ Made To Order Items (shaded) extended lead time, minimum order may apply.

Special Metals and Special Length Cards are available. Request quote for price and delivery.

### CLIPPER® ORDERING NUMBER REFERENCE

|      |                     |
|------|---------------------|
| XSP  | Extra Short Point   |
| SP   | Short Point         |
| LP   | Long Point          |
| XLP  | Extra Long Point    |
| LL   | Long Leg            |
| SL   | Short Leg           |
| G    | Galvanized          |
| HT   | High Tensile        |
| RHTX | Rectangular Wire    |
| S    | 430 Stainless Steel |
| SS   | 316 Stainless Steel |



# Clipper® 1 (40) Series Carded Hooks

## FASTENERS

### GALVANIZED - 6" LENGTHS

| 1 SERIES | HOOK SIZE           | ORDERING NUMBER (BOX) | ITEM CODE | WT. PER BOX LBS. | HOOKS PER CARD | CARDS PER BOX | LACING INCHES PER BOX |  |
|----------|---------------------|-----------------------|-----------|------------------|----------------|---------------|-----------------------|--|
|          | <b>WITHOUT PINS</b> |                       |           |                  |                |               |                       |  |
|          | 1XSP (1D)           | 1XSPG6                | 02118     | 0.6              | 50             | 24            | 144                   |  |
|          | 1SP (1A)            | 1SPG6                 | 02267     | 0.6              | 50             | 24            | 144                   |  |
|          | 1                   | 1G6                   | 02072     | 0.6              | 50             | 24            | 144                   |  |
|          | 1LLXSP(1DLL)        | 1LLXSPG6              | 02119     | 0.6              | 50             | 24            | 144                   |  |
|          | 1LLSP (1ALL)        | 1LLSPG6               | 02268     | 0.6              | 50             | 24            | 144                   |  |
|          | 1LL                 | 1LLG6                 | 02073     | 0.6              | 50             | 24            | 144                   |  |
|          | <b>WITH PINS</b>    |                       |           |                  |                |               |                       |  |
|          | 1XSP (1D)           | 1XSPG6NY              | 02120     | 0.6              | 50             | 24            | 144                   |  |
| 1SP (1A) | 1SPG6NY             | 02269                 | 0.6       | 50               | 24             | 144           |                       |  |
| 1        | 1G6NY               | 02075                 | 0.6       | 50               | 24             | 144           |                       |  |
| 1LL      | 1LLG6NY             | 02076                 | 0.6       | 50               | 24             | 144           |                       |  |

NOTE: For 1 (40) Series Carded Hooks, wire diameter = .040" (1.0 mm).

For extra pin material see pages 17-19.

### GALVANIZED - 12" LENGTHS

| 1 SERIES | HOOK SIZE           | ORDERING NUMBER (BOX) | ITEM CODE | WT. PER BOX LBS. | HOOKS PER CARD | CARDS PER BOX | LACING INCHES PER BOX |  |
|----------|---------------------|-----------------------|-----------|------------------|----------------|---------------|-----------------------|--|
|          | <b>WITHOUT PINS</b> |                       |           |                  |                |               |                       |  |
|          | 1XSP (1D)           | 1XSPG12               | 02139     | 0.6              | 96             | 12            | 144                   |  |
|          | 1SP (1A)            | 1SPG12                | 02283     | 0.6              | 96             | 12            | 144                   |  |
|          | 1                   | 1G12                  | 02100     | 0.6              | 96             | 12            | 144                   |  |
|          | 1LLXSP (1DLL)       | 1LLXSPG12             | 02140     | 0.6              | 96             | 12            | 144                   |  |
|          | 1LLSP (1ALL)        | 1LLSPG12              | 02284     | 0.6              | 96             | 12            | 144                   |  |
|          | 1LL                 | 1LLG12                | 02101     | 0.6              | 96             | 12            | 144                   |  |
|          | <b>WITH PINS</b>    |                       |           |                  |                |               |                       |  |
|          | 1XSP (1D)           | 1XSPG12NY             | 02141     | 0.6              | 96             | 12            | 144                   |  |
| 1SP (1A) | 1SPG12NY            | 02285                 | 0.6       | 96               | 12             | 144           |                       |  |
| 1        | 1G12NY              | 02102                 | 0.6       | 96               | 12             | 144           |                       |  |
| 1LL      | 1LLG12NY            | 02103                 | 0.6       | 96               | 12             | 144           |                       |  |

### HIGH TENSILE - WITHOUT PINS

| 1 SERIES      | HOOK SIZE          | ORDERING NUMBER (BOX) | ITEM CODE | WT. PER BOX LBS. | HOOKS PER CARD | CARDS PER BOX | LACING INCHES PER BOX |  |
|---------------|--------------------|-----------------------|-----------|------------------|----------------|---------------|-----------------------|--|
|               | <b>6" LENGTHS</b>  |                       |           |                  |                |               |                       |  |
|               | 1XSP (1D)          | 1XSPHT6               | 02133     | 0.6              | 50             | 24            | 144                   |  |
|               | 1SP (1A)           | 1SPHT6                | 02278     | 0.6              | 50             | 24            | 144                   |  |
|               | 1                  | 1HT6                  | 02089     | 0.6              | 50             | 24            | 144                   |  |
|               | 1LL                | 1LLHT6                | 02090     | 0.6              | 50             | 24            | 144                   |  |
|               | <b>12" LENGTHS</b> |                       |           |                  |                |               |                       |  |
|               | 1XSP (1D)          | 1XSPHT12              | 02149     | 0.6              | 96             | 12            | 144                   |  |
|               | 1SP (1A)           | 1SPHT12               | 02113     | 0.6              | 96             | 12            | 144                   |  |
|               | 1                  | 1HT12                 | 02242     | 0.6              | 96             | 12            | 144                   |  |
| 1LLXSP (1DLL) | 1LLXSPHT12         | 02150                 | 0.6       | 96               | 12             | 144           |                       |  |
| 1LLSP (1ALL)  | 1LLSPHT12          | 02114                 | 0.6       | 96               | 12             | 144           |                       |  |
| 1LL           | 1LLHT12            | 02243                 | 0.6       | 96               | 12             | 144           |                       |  |

# Clipper® 1 (40) Series Carded Hooks



## FASTENERS

### 430 STAINLESS - 6" LENGTHS

| 1 SERIES | HOOK SIZE           | ORDERING NUMBER (BOX) | ITEM CODE | WT. PER BOX LBS. | HOOKS PER CARD | CARDS PER BOX | LACING INCHES PER BOX |  |
|----------|---------------------|-----------------------|-----------|------------------|----------------|---------------|-----------------------|--|
|          | <b>WITHOUT PINS</b> |                       |           |                  |                |               |                       |  |
|          | 1XSP (1D)           | 1XSPS6                | 02126     | 0.6              | 50             | 24            | 144                   |  |
|          | 1SP (1A)            | 1SPS6                 | 02272     | 0.6              | 50             | 24            | 144                   |  |
|          | 1                   | 1S6                   | 02079     | 0.6              | 50             | 24            | 144                   |  |
|          | 1LL                 | 1LLS6                 | 02080     | 0.6              | 50             | 24            | 144                   |  |
|          | <b>WITH PINS</b>    |                       |           |                  |                |               |                       |  |
|          | 1XSP (1D)           | 1XSPS6NYS             | 02128     | 0.6              | 50             | 24            | 144                   |  |
|          | 1SP (1A)            | 1SPS6NYS              | 02274     | 0.6              | 50             | 24            | 144                   |  |
|          | 1                   | 1S6NYS                | 02081     | 0.6              | 50             | 24            | 144                   |  |
| 1LL      | 1LLS6NYS            | 02082                 | 0.6       | 50               | 24             | 144           |                       |  |

NOTE: For 1 (40) Series Carded Hooks wire diameter = .040" (1.0 mm).


For extra pin material see pages 17-19.


### 430 STAINLESS - 12" LENGTHS

| 1 SERIES | HOOK SIZE           | ORDERING NUMBER (BOX) | ITEM CODE | WT. PER BOX LBS. | HOOKS PER CARD | CARDS PER BOX | LACING INCHES PER BOX |  |
|----------|---------------------|-----------------------|-----------|------------------|----------------|---------------|-----------------------|--|
|          | <b>WITHOUT PINS</b> |                       |           |                  |                |               |                       |  |
|          | 1XSP (1D)           | 1XSPS12               | 02143     | 0.6              | 96             | 12            | 144                   |  |
|          | 1SP (1A)            | 1SPS12                | 02287     | 0.6              | 96             | 12            | 144                   |  |
|          | 1                   | 1S12                  | 02104     | 0.6              | 96             | 12            | 144                   |  |
|          | 1LLXSP (1DLL)       | 1LLXSPS12             | 02144     | 0.6              | 96             | 12            | 144                   |  |
|          | 1LLSP (1ALL)        | 1LLSPS12              | 02288     | 0.6              | 96             | 12            | 144                   |  |
|          | 1LL                 | 1LLS12                | 02105     | 0.6              | 96             | 12            | 144                   |  |
|          | <b>WITH PINS</b>    |                       |           |                  |                |               |                       |  |
|          | 1XSP (1D)           | 1XSPS12NYS            | 02145     | 0.6              | 96             | 12            | 144                   |  |
| 1SP (1A) | 1SPS12NYS           | 02289                 | 0.6       | 96               | 12             | 144           |                       |  |
| 1        | 1S12NYS             | 02106                 | 0.6       | 96               | 12             | 144           |                       |  |

### 316L STAINLESS - WITHOUT PINS

| 1 SERIES      | HOOK SIZE          | ORDERING NUMBER (BOX) | ITEM CODE | WT. PER BOX LBS. | HOOKS PER CARD | CARDS PER BOX | LACING INCHES PER BOX |  |
|---------------|--------------------|-----------------------|-----------|------------------|----------------|---------------|-----------------------|--|
|               | <b>6" LENGTHS</b>  |                       |           |                  |                |               |                       |  |
|               | 1XSP (1D)          | 1XSPSS6               | 02130     | 0.6              | 50             | 24            | 144                   |  |
|               | 1SP (1A)           | 1SPSS6                | 02275     | 0.6              | 50             | 24            | 144                   |  |
|               | 1                  | 1SS6                  | 02083     | 0.6              | 50             | 24            | 144                   |  |
|               | 1LL                | 1LLSS6                | 02084     | 0.6              | 50             | 24            | 144                   |  |
|               | <b>12" LENGTHS</b> |                       |           |                  |                |               |                       |  |
|               | 1XSP (1D)          | 1XSPSS12              | 02146     | 0.6              | 96             | 12            | 144                   |  |
|               | 1SP (1A)           | 1SPSS12               | 02110     | 0.6              | 96             | 12            | 144                   |  |
|               | 1                  | 1SS12                 | 02239     | 0.6              | 96             | 12            | 144                   |  |
| 1LLXSP (1DLL) | 1LLXSPSS12         | 02147                 | 0.6       | 96               | 12             | 144           |                       |  |
| 1LLSP (1ALL)  | 1LLSPSS12          | 02111                 | 0.6       | 96               | 12             | 144           |                       |  |
| 1LL           | 1LLSS12            | 02240                 | 0.6       | 96               | 12             | 144           |                       |  |

 **Stock Items** (non-shaded) standard lead time is 3 working days.

 **Made To Order Items** (shaded) extended lead time, minimum order may apply.

**Special Metals** and **Special Length** Cards are available. Request quote for price and delivery.



# Clipper® ClipMark™ (36), 30, AP Series Hooks

## FASTENERS

### 316L STAINLESS - WITHOUT PINS - 12" LENGTHS

| 36 | HOOK SIZE | ORDERING NUMBER (BOX) | ITEM CODE | WT. PER BOX LBS. | HOOKS PER CARD | CARDS PER BOX | LACING INCHES PER BOX |
|----|-----------|-----------------------|-----------|------------------|----------------|---------------|-----------------------|
|    | 36SP      | 36SPSS                | 02382     | 0.8              | 120            | 12            | 144                   |
|    | 36LLSP    | 36LLSPSS              | 02383     | 1.0              | 120            | 12            | 144                   |
|    | 36        | 36SS                  | 02378     | 0.8              | 120            | 12            | 144                   |
|    | 36LL      | 36LLSS                | 02379     | 0.8              | 120            | 12            | 144                   |
|    | 36LLLP    | 36LLLPSS              | 02386     | 0.8              | 120            | 12            | 144                   |

**NOTE: For ClipMark™ Series Hooks**  
wire diameter = .036" x .027"  
(0.9mm x 0.7mm).

**For 30 Series Hooks**  
wire diameter = .030" (0.8mm).

**For AP Series Hooks,**  
wire diameter = .047" (1.2mm).

For extra pin material see pages 17-19.

### HASTELLOY - WITHOUT PINS - 12" LENGTHS

| 36 | HOOK SIZE | ORDERING NUMBER (BOX) | ITEM CODE | WT. PER BOX LBS. | HOOKS PER CARD | CARDS PER BOX | LACING INCHES PER BOX |
|----|-----------|-----------------------|-----------|------------------|----------------|---------------|-----------------------|
|    | 36SP      | 36SPH                 | 02384     | 0.8              | 120            | 12            | 144                   |
|    | 36LLSP    | 36LLSPH               | 02385     | 1.0              | 120            | 12            | 144                   |
|    | 36        | 36H                   | 02380     | 0.8              | 120            | 12            | 144                   |
|    | 36LL      | 36LLH                 | 02381     | 1.0              | 120            | 12            | 144                   |

### 316L STAINLESS – WITHOUT HINGE PINS – 12" LENGTHS

| 30 | ORDERING NUMBER (BOX) | ITEM CODE | WT. PER BOX LBS. | HOOKS PER CARD | CARDS PER BOX | LACING INCHES PER BOX |
|----|-----------------------|-----------|------------------|----------------|---------------|-----------------------|
|    | 30SS                  | 18180     | 1.0              | 120            | 24            | 288                   |
|    | 30PSS                 | 18181     | 1.0              | 120            | 24            | 288                   |
|    | 30LSS                 | 18182     | 1.2              | 120            | 24            | 288                   |
|    | 30LPSS                | 18183     | 1.3              | 120            | 24            | 288                   |

### AP CARDED HOOKS LOW PROFILE 316 STAINLESS – WITHOUT HINGE PINS – 12" LENGTHS

| 4-6 | ORDERING NUMBER (BOX) | ITEM CODE | WT. PER BOX LBS. | HOOKS PER CARD | CARDS PER BOX | LACING INCHES PER BOX |
|-----|-----------------------|-----------|------------------|----------------|---------------|-----------------------|
|     | 4APSS                 | 18904     | 1.4              | 84             | 12            | 144                   |
|     | 5APSS                 | 18905     | 1.5              | 84             | 12            | 144                   |
|     | 6APSS                 | 18906     | 1.8              | 84             | 12            | 144                   |
|     | 6APSSS                | 18907     | 1.9              | 84             | 12            | 144                   |

#### CLIPPER® ORDERING NUMBER REFERENCE

|      |                     |
|------|---------------------|
| XSP  | Extra Short Point   |
| SP   | Short Point         |
| LP   | Long Point          |
| XLP  | Extra Long Point    |
| LL   | Long Leg            |
| SL   | Short Leg           |
| G    | Galvanized          |
| HT   | High Tensile        |
| RHTX | Rectangular Wire    |
| S    | 430 Stainless Steel |
| SS   | 316 Stainless Steel |

# Clipper® 25 Series Hooks



## FASTENERS

### GALVANIZED - 6" LENGTHS

| 25 SERIES | HOOK SIZE           | ORDERING NUMBER (BOX) | ITEM CODE | WT. PER BOX LBS. | HOOKS PER CARD | CARDS PER BOX | LACING INCHES PER BOX |
|-----------|---------------------|-----------------------|-----------|------------------|----------------|---------------|-----------------------|
|           | <b>WITHOUT PINS</b> |                       |           |                  |                |               |                       |
|           | 25                  | 25G6                  | 01746     | 0.8              | 85             | 48            | 288                   |
|           | 25LP                | 25LPG6                | 01985     | 0.8              | 85             | 48            | 288                   |
|           | 25LL                | 25LLG6                | 01748     | 0.8              | 85             | 24            | 144                   |
|           | <b>WITH PINS</b>    |                       |           |                  |                |               |                       |
|           | 25                  | 25G6NY                | 01752     | 0.8              | 85             | 48            | 288                   |
|           | 25LP                | 25LPG6NY              | 01987     | 0.8              | 85             | 48            | 288                   |
|           | 25LL                | 25LLG6NY              | 01754     | 0.8              | 85             | 24            | 144                   |

NOTE: For 25 Series Hooks, wire diameter = .025" (.64 mm).

For extra pin material see pages 17-19.

### GALVANIZED - 12" LENGTHS

| 25 SERIES | HOOK SIZE                          | ORDERING NUMBER (BOX) | ITEM CODE | WT. PER BOX LBS. | HOOKS PER CARD | CARDS PER BOX | LACING INCHES PER BOX |
|-----------|------------------------------------|-----------------------|-----------|------------------|----------------|---------------|-----------------------|
|           | <b>WITHOUT PINS - 12 Cards/Box</b> |                       |           |                  |                |               |                       |
|           | 25                                 | 25G12                 | 01810     | 0.8              | 179            | 12            | 144                   |
|           | 25LP                               | 25LPG12               | 02006     | 0.8              | 179            | 12            | 144                   |
|           | 25LL                               | 25LLG12               | 01811     | 1.1              | 179            | 12            | 144                   |
|           | <b>WITH PINS - 12 Cards/Box</b>    |                       |           |                  |                |               |                       |
|           | 25                                 | 25G12NY               | 01813     | 0.8              | 179            | 12            | 144                   |
|           | 25LP                               | 25LPG12NY             | 02008     | 0.8              | 179            | 12            | 144                   |
|           | 25LL                               | 25LLG12NY             | 01814     | 1.1              | 179            | 12            | 144                   |

### 316L STAINLESS - 6" LENGTHS


| 25 SERIES | HOOK SIZE           | ORDERING NUMBER (BOX) | ITEM CODE | WT. PER BOX LBS. | HOOKS PER CARD | CARDS PER BOX | LACING INCHES PER BOX |
|-----------|---------------------|-----------------------|-----------|------------------|----------------|---------------|-----------------------|
|           | <b>WITHOUT PINS</b> |                       |           |                  |                |               |                       |
|           | 25                  | 25SS6                 | 01764     | 0.8              | 85             | 48            | 288                   |
|           | 25LP                | 25LPSS6               | 01990     | 0.8              | 85             | 48            | 288                   |
|           | 25LL                | 25LLSS6               | 01766     | 0.8              | 85             | 24            | 144                   |
|           | <b>WITH PINS</b>    |                       |           |                  |                |               |                       |
|           | 25                  | 25SS6NYS              | 01772     | 0.8              | 85             | 48            | 288                   |
|           | 25LP                | 25LPSS6NYS            | 01993     | 0.8              | 85             | 48            | 288                   |
|           | 25LL                | 25LLSS6NYS            | 01774     | 0.8              | 85             | 24            | 144                   |


### 316L STAINLESS - 12" LENGTHS

| 25 SERIES | HOOK SIZE                          | ORDERING NUMBER (BOX) | ITEM CODE | WT. PER BOX LBS. | HOOKS PER CARD | CARDS PER BOX | LACING INCHES PER BOX |
|-----------|------------------------------------|-----------------------|-----------|------------------|----------------|---------------|-----------------------|
|           | <b>WITHOUT PINS - 12 Cards/Box</b> |                       |           |                  |                |               |                       |
|           | 25                                 | 25SS12                | 01817     | 0.8              | 179            | 12            | 144                   |
|           | 25LP                               | 25LPSS12              | 02010     | 0.8              | 179            | 12            | 144                   |
|           | 25LL                               | 25LLSS12              | 01818     | 0.8              | 179            | 12            | 144                   |
|           | <b>WITH PINS - 12 Cards/Box</b>    |                       |           |                  |                |               |                       |
|           | 25                                 | 25SS12NYS             | 01821     | 0.8              | 179            | 12            | 144                   |
|           | 25LP                               | 25LPSS12NYS           | 02012     | 0.8              | 179            | 12            | 144                   |

#### CLIPPER® ORDERING NUMBER REFERENCE

|      |                     |
|------|---------------------|
| XSP  | Extra Short Point   |
| SP   | Short Point         |
| LP   | Long Point          |
| XLP  | Extra Long Point    |
| LL   | Long Leg            |
| SL   | Short Leg           |
| G    | Galvanized          |
| HT   | High Tensile        |
| RHTX | Rectangular Wire    |
| S    | 430 Stainless Steel |
| SS   | 316 Stainless Steel |

 **Stock Items** (non-shaded) standard lead time is 3 working days.

 **Made To Order Items** (shaded) extended lead time, minimum order may apply.

**Special Metals** and **Special Length Cards** are available. Request quote for price and delivery.



# Clipper® 25 Series Hooks

## PRECUT #25 HOOKS (with Pins)

### GALVANIZED- WITH NYLOSTEEL PINS

| 25 SERIES | BELT WIDTH |      | ORDERING NUMBER (BOX) | ITEM CODE | WT. PER BOX LBS. | HOOKS PER CARD | CARDS PER BOX | LACING INCHES PER BOX |
|-----------|------------|------|-----------------------|-----------|------------------|----------------|---------------|-----------------------|
|           | in.        | mm.  |                       |           |                  |                |               |                       |
|           | 5/8        | 16   | 25G5/8NY              | 01841     | 0.3              | 7 & 8          | 200           | 125                   |
|           | 3/4        | 19   | 25G3/4NY              | 01859     | 0.3              | 8 & 9          | 200           | 150                   |
|           | 7/8        | 22.5 | 25G7/8NY              | 01864     | 0.4              | 10 & 11        | 200           | 175                   |
|           | 1          | 25.5 | 25G1NY                | 01871     | 0.5              | 12 & 13        | 200           | 200                   |
|           | 1-1/4      | 32   | 25G1-1/4NY            | 01884     | 0.6              | 15 & 16        | 200           | 250                   |
|           | 1-1/2      | 38.5 | 25G1-1/2NY            | 01891     | 0.7              | 19 & 20        | 200           | 300                   |
|           | 1-3/4      | 44.5 | 25G1-3/4NY            | 01911     | 0.8              | 22 & 23        | 200           | 350                   |
|           | 1-7/8      | 48   | 25G1-7/8NY            | 01917     | 0.9              | 24 & 25        | 200           | 375                   |
|           | 2          | 51   | 25G2NY                | 01926     | 0.9              | 26 & 27        | 200           | 400                   |
|           | 2-1/4      | 57.5 | 25G2-1/4NY            | 01939     | 1.1              | 30 & 31        | 200           | 450                   |
|           | 2-1/2      | 63.5 | 25G2-1/2NY            | 01946     | 1.1              | 33 & 34        | 200           | 500                   |
|           | 2-3/4      | 70   | 25G2-3/4NY            | 01954     | 1.3              | 37 & 38        | 200           | 550                   |
|           | 3          | 76.5 | 25G3NY                | 01963     | 1.4              | 39 & 40        | 200           | 600                   |
|           | 3-1/4      | 83   | 25G3-1/4NY            | 01828     | 0.8              | 42 & 43        | 100           | 325                   |
|           | 3-1/2      | 89   | 25G3-1/2NY            | 01786     | 0.8              | 46 & 47        | 100           | 350                   |
|           | 4          | 102  | 25G4NY                | 01732     | 1.0              | 54 & 55        | 100           | 400                   |
|           | 4-1/2      | 115  | 25G4-1/2NY            | 01798     | 1.2              | 61 & 62        | 100           | 450                   |

NOTE: #25 Hooks are available with Long Point. Contact Customer Service for information.


For extra pin material see pages 17-19.

### 316L STAINLESS STEEL- WITH NYLOSTAINLESS PINS

| 25 SERIES | BELT WIDTH |      | ORDERING NUMBER (BOX) | ITEM CODE | WT. PER BOX LBS. | HOOKS PER CARD | CARDS PER BOX | LACING INCHES PER BOX |
|-----------|------------|------|-----------------------|-----------|------------------|----------------|---------------|-----------------------|
|           | in.        | mm.  |                       |           |                  |                |               |                       |
|           | 5/8        | 16   | 25SS5/8NYS            | 01845     | 0.3              | 7 & 8          | 200           | 125                   |
|           | 3/4        | 19   | 25SS3/4NYS            | 01861     | 0.3              | 8 & 9          | 200           | 150                   |
|           | 1          | 25.5 | 25SS1NYS              | 01879     | 0.5              | 12 & 13        | 200           | 200                   |
|           | 1-1/4      | 32   | 25SS1-1/4NYS          | 01887     | 0.6              | 15 & 16        | 200           | 250                   |
|           | 1-1/2      | 38.5 | 25SS1-1/2NYS          | 01898     | 0.7              | 19 & 20        | 200           | 300                   |
|           | 1-7/8      | 48   | 25SS1-7/8NYS          | 01920     | 0.9              | 24 & 25        | 200           | 375                   |
|           | 2          | 51   | 25SS2NYS              | 01933     | 0.9              | 26 & 27        | 200           | 400                   |
|           | 2-1/4      | 57.5 | 25SS2-1/4NYS          | 01941     | 1.1              | 30 & 31        | 200           | 450                   |
|           | 2-1/2      | 63.5 | 25SS2-1/2NYS          | 01949     | 1.1              | 33 & 34        | 200           | 500                   |
|           | 2-3/4      | 70   | 25SS2-3/4NYS          | 01958     | 1.3              | 37 & 38        | 200           | 550                   |
|           | 3          | 76.5 | 25SS3NYS              | 01970     | 1.4              | 39 & 40        | 200           | 600                   |
|           | 3-1/2      | 89   | 25SS3-1/2NYS          | 01793     | 0.8              | 46 & 47        | 100           | 350                   |
|           | 4          | 102  | 25SS4NYS              | 01744     | 1.0              | 54 & 55        | 100           | 400                   |

#### CLIPPER® ORDERING NUMBER REFERENCE

|      |                     |
|------|---------------------|
| XSP  | Extra Short Point   |
| SP   | Short Point         |
| LP   | Long Point          |
| XLP  | Extra Long Point    |
| LL   | Long Leg            |
| SL   | Short Leg           |
| G    | Galvanized          |
| HT   | High Tensile        |
| RHTX | Rectangular Wire    |
| S    | 430 Stainless Steel |
| SS   | 316 Stainless Steel |

 **Stock Items** (non-shaded) standard lead time is 3 working days.

 **Made To Order Items** (shaded) extended lead time, minimum order may apply.

**Special Metals** and **Special Length** Cards are available. Request quote for price and delivery.

# Clipper® Unibar® Series Hooks




## 430 STAINLESS - WITHOUT PINS

| UX-1, U2SP-U7                         | HOOK SIZE                             | ORDERING NUMBER (BOX) | ITEM CODE | WT. PER BOX LBS. | HOOKS PER STRIP | STRIPS PER BOX | LACING INCHES PER BOX |  |
|---------------------------------------|---------------------------------------|-----------------------|-----------|------------------|-----------------|----------------|-----------------------|--|
|                                       | <b>6" STRIPS - 24 STRIPS PER BOX</b>  |                       |           |                  |                 |                |                       |  |
|                                       | UX-1SP                                | UX1SPS6               | 01183     | 0.7              | 44              | 24             | 144                   |  |
|                                       | UX-1                                  | UX1S6                 | 01178     | 0.7              | 44              | 24             | 144                   |  |
|                                       | U3-1                                  | U3-1S6                | 01143     | 1.3              | 38              | 24             | 144                   |  |
|                                       | U3-2                                  | U3-2S6                | 01230     | 1.3              | 38              | 24             | 144                   |  |
|                                       | U3                                    | U3S6                  | 01254     | 1.3              | 38              | 24             | 144                   |  |
|                                       | <b>12" STRIPS - 12 STRIPS PER BOX</b> |                       |           |                  |                 |                |                       |  |
|                                       | UX-1SP                                | UX1SPS12              | 01184     | 0.7              | 96              | 12             | 144                   |  |
|                                       | UX-1                                  | UX1S12                | 01179     | 0.8              | 96              | 12             | 144                   |  |
| UX-1LLSP                              | UX1LLSPS12                            | 01338                 | 1.0       | 96               | 12              | 144            |                       |  |
| UX-1LL                                | UX1LLS12                              | 01336                 | 1.0       | 96               | 12              | 144            |                       |  |
| U2SP                                  | U2SPS12                               | 18851                 | 1.2       | 84               | 12              | 144            |                       |  |
| U2                                    | U2S12                                 | 18400                 | 1.2       | 84               | 12              | 144            |                       |  |
| U3                                    | U3S12                                 | 01255                 | 1.3       | 84               | 12              | 144            |                       |  |
| U3RHTS                                | U3RHTS12                              | 05340                 | 1.3       | 84               | 12              | 144            |                       |  |
| U3-1                                  | U3-1S12                               | 01144                 | 1.3       | 84               | 12              | 144            |                       |  |
| U3-1RHTS                              | U3-1RHTS12                            | 05338                 | 1.3       | 84               | 12              | 144            |                       |  |
| U3-2                                  | U3-2S12                               | 01231                 | 1.3       | 84               | 12              | 144            |                       |  |
| U3-2RHTS                              | U3-2RHTS12                            | 05339                 | 1.3       | 84               | 12              | 144            |                       |  |
| U4                                    | U4S12                                 | 01283                 | 1.7       | 84               | 12              | 144            |                       |  |
| U5                                    | U5S12                                 | 01305                 | 1.8       | 84               | 12              | 144            |                       |  |
| U6                                    | U6S12                                 | 18404                 | 1.9       | 84               | 12              | 144            |                       |  |
| U7                                    | U7S12                                 | 01294                 | 2.0       | 84               | 12              | 144            |                       |  |
| <b>24" STRIPS - 10 STRIPS PER BOX</b> |                                       |                       |           |                  |                 |                |                       |  |
| UX-1SP                                | UX1SPS24                              | 01355                 | 1.3       | 188              | 10              | 240            |                       |  |
| UX-1                                  | UX1S24                                | 01356                 | 1.3       | 188              | 10              | 240            |                       |  |
| UX-1LLSP                              | UX1LLSPS24                            | 01359                 | 1.4       | 188              | 10              | 240            |                       |  |
| UX-1LL                                | UX1LLS24                              | 01360                 | 1.4       | 188              | 10              | 240            |                       |  |
| U2SP                                  | U2SPS24                               | 18854                 | 2.0       | 162              | 10              | 240            |                       |  |
| U2                                    | U2S24                                 | 18477                 | 2.0       | 162              | 10              | 240            |                       |  |
| U3-1                                  | U3-1S24                               | 01363                 | 2.2       | 162              | 10              | 240            |                       |  |
| U3-1RHTS                              | U3-1RHTS24                            | 05341                 | 1.3       | 162              | 10              | 240            |                       |  |
| U3-2                                  | U3-2S24                               | 01361                 | 2.2       | 162              | 10              | 240            |                       |  |
| U3-2RHTS                              | U3-2RHTS24                            | 05342                 | 1.3       | 162              | 10              | 240            |                       |  |
| U3                                    | U3S24                                 | 18478                 | 2.2       | 162              | 10              | 240            |                       |  |
| U3RHTS                                | U3RHTS24                              | 05343                 | 1.3       | 162              | 10              | 240            |                       |  |
| U4                                    | U4S24                                 | 18479                 | 2.5       | 162              | 10              | 240            |                       |  |
| U5                                    | U5S24                                 | 01351                 | 2.8       | 162              | 10              | 240            |                       |  |

## COATED STEEL™ - WITHOUT PINS

| U1-U5                                 | HOOK SIZE                             | ORDERING NUMBER (BOX) | ITEM CODE | WT. PER BOX LBS. | HOOKS PER STRIP | STRIPS PER BOX | LACING INCHES PER BOX |  |
|---------------------------------------|---------------------------------------|-----------------------|-----------|------------------|-----------------|----------------|-----------------------|--|
|                                       | <b>6" STRIPS - 24 STRIPS PER BOX</b>  |                       |           |                  |                 |                |                       |  |
|                                       | U3-1                                  | U3-1C6                | 01137     | 1.3              | 38              | 24             | 144                   |  |
|                                       | U3-2                                  | U3-2C6                | 01125     | 1.3              | 38              | 24             | 144                   |  |
|                                       | U3                                    | U3C6                  | 01250     | 1.3              | 38              | 24             | 144                   |  |
|                                       | <b>12" STRIPS - 12 STRIPS PER BOX</b> |                       |           |                  |                 |                |                       |  |
|                                       | U2SP                                  | U2SPC12               | 18850     | 1.2              | 84              | 12             | 144                   |  |
|                                       | U2                                    | U2C12                 | 18370     | 1.2              | 84              | 12             | 144                   |  |
|                                       | U3-1                                  | U3-1C12               | 01138     | 1.3              | 84              | 12             | 144                   |  |
|                                       | U3-2                                  | U3-2C12               | 01126     | 1.4              | 84              | 12             | 144                   |  |
| U3                                    | U3C12                                 | 01251                 | 1.3       | 84               | 12              | 144            |                       |  |
| U4                                    | U4C12                                 | 01279                 | 1.7       | 84               | 12              | 144            |                       |  |
| U5                                    | U5C12                                 | 01301                 | 1.8       | 84               | 12              | 144            |                       |  |
| U6                                    | U6C12                                 | 18374                 | 1.9       | 84               | 12              | 144            |                       |  |
| <b>24" STRIPS - 10 STRIPS PER BOX</b> |                                       |                       |           |                  |                 |                |                       |  |
| U2                                    | U2C24                                 | 18453                 | 2.0       | 162              | 10              | 240            |                       |  |
| U3-1                                  | U3-1C24                               | 01364                 | 2.2       | 162              | 10              | 240            |                       |  |
| U3-2                                  | U3-2C24                               | 01362                 | 2.2       | 162              | 10              | 240            |                       |  |
| U3                                    | U3C24                                 | 18454                 | 2.2       | 162              | 10              | 240            |                       |  |
| U4                                    | U4C24                                 | 18455                 | 2.5       | 162              | 10              | 240            |                       |  |
| U5                                    | U5C24                                 | 01352                 | 2.8       | 162              | 10              | 240            |                       |  |



**NOTE:** For U2SP-U7 Hooks,  
wire diameter = .054" (1.4mm).  
For UX1 Hooks,  
wire diameter = .040" (1.0mm).  
For UCM-36 Hooks,  
wire diameter = .036" x .027"  
(0.9mm x 0.7mm).

### HOOK SIZE EXPLANATION:

U3-1 = #3 Leg with #1 point  
U3-2 = #3 Leg with #2 point  
U2 = #2 Leg with #2 point

For extra pin material see  
pages 17-19.



# Clipper® Unibar® Series Hooks

## 316L STAINLESS - WITHOUT PINS

For extra pin material see pages 17-19.

| UCM36, UX-1, U2-U5                    | HOOK SIZE                             | ORDERING NUMBER (BOX) | ITEM CODE | WT. PER BOX LBS. | HOOKS PER STRIP | STRIPS PER BOX | LACING INCHES PER BOX |  |
|---------------------------------------|---------------------------------------|-----------------------|-----------|------------------|-----------------|----------------|-----------------------|--|
|                                       | <b>6" STRIPS - 24 STRIPS PER BOX</b>  |                       |           |                  |                 |                |                       |  |
|                                       | UX-1SP                                | UX1SPSS6              | 01193     | 0.7              | 44              | 24             | 144                   |  |
|                                       | UX-1                                  | UX1SS6                | 01188     | 0.8              | 44              | 24             | 144                   |  |
|                                       | <b>12" STRIPS - 12 STRIPS PER BOX</b> |                       |           |                  |                 |                |                       |  |
|                                       | UCM36 SLXSP                           | UCM36SLXSPSS12        | 01315     | 0.8              | 120             | 12             | 144                   |  |
|                                       | UCM36 SLSP                            | UCM36SLSPSS12         | 01313     | 0.8              | 120             | 12             | 144                   |  |
|                                       | UCM36 XSP                             | UCM36XSPSS12          | 01312     | 0.8              | 120             | 12             | 144                   |  |
|                                       | UCM36 SP                              | UCM36SPSS12           | 01314     | 0.8              | 120             | 12             | 144                   |  |
|                                       | UCM36                                 | UCM36SS12             | 01309     | 1.0              | 120             | 12             | 144                   |  |
| UCM36LP                               | UCM36LPSS12                           | 01317                 | 0.9       | 120              | 12              | 144            |                       |  |
| UCM36LLSP                             | UCM36LLSPSS12                         | 01318                 | 0.9       | 120              | 12              | 144            |                       |  |
| UCM36LL                               | UCM36LLSS12                           | 01308                 | 1.0       | 120              | 12              | 144            |                       |  |
| UX-1SP                                | UX1SPSS12                             | 01194                 | 0.7       | 96               | 12              | 144            |                       |  |
| UX-1                                  | UX1SS12                               | 01189                 | 0.8       | 96               | 12              | 144            |                       |  |
| UX-1LLSP                              | UX1LLSPSS12                           | 01342                 | 1.0       | 96               | 12              | 144            |                       |  |
| UX-1LL                                | UX1LLSS12                             | 01340                 | 1.0       | 96               | 12              | 144            |                       |  |
| UA2                                   | UA2SS12                               | 01292                 | 1.1       | 120              | 12              | 144            |                       |  |
| UA3                                   | UA3SS12                               | 01293                 | 1.1       | 120              | 12              | 144            |                       |  |
| U2                                    | U2SS12                                | 18427                 | 1.2       | 84               | 12              | 144            |                       |  |
| U3                                    | U3SS12                                | 01258                 | 1.6       | 84               | 12              | 144            |                       |  |
| U4                                    | U4SS12                                | 18429                 | 1.8       | 84               | 12              | 144            |                       |  |
| U5                                    | U5SS12                                | 18430                 | 1.8       | 84               | 12              | 144            |                       |  |
| <b>24" STRIPS - 10 STRIPS PER BOX</b> |                                       |                       |           |                  |                 |                |                       |  |
| UX-1SP                                | UX1SPSS24                             | 01354                 | 1.0       | 188              | 10              | 240            |                       |  |
| UX-1                                  | UX1SS24                               | 01353                 | 0.8       | 188              | 10              | 240            |                       |  |
| UX-1LLSP                              | UX1LLSPSS24                           | 01358                 | 1.0       | 188              | 10              | 240            |                       |  |
| UX-1LL                                | UX1LLSS24                             | 01357                 | 1.0       | 188              | 10              | 240            |                       |  |
| U2                                    | U2SS24                                | 18507                 | 2.0       | 162              | 10              | 240            |                       |  |
| <b>24" STRIPS - 12 STRIPS PER BOX</b> |                                       |                       |           |                  |                 |                |                       |  |
| UCM36 SLXSP                           | UCM36SLXSPSS24                        | 01319                 | 1.3       | 234              | 12              | 288            |                       |  |
| UCM36 SLSP                            | UCM36SLSPSS24                         | 01320                 | 1.3       | 234              | 12              | 288            |                       |  |
| UCM36 XSP                             | UCM36XSPSS24                          | 01321                 | 1.4       | 234              | 12              | 288            |                       |  |
| UCM36 SP                              | UCM36SPSS24                           | 01322                 | 1.4       | 234              | 12              | 288            |                       |  |
| UCM36                                 | UCM36SS24                             | 01323                 | 1.4       | 234              | 12              | 288            |                       |  |
| UCM36LP                               | UCM36LPSS24                           | 01385                 | 1.4       | 234              | 12              | 288            |                       |  |
| UCM36LLSP                             | UCM36LLSPSS24                         | 01324                 | 1.6       | 234              | 12              | 288            |                       |  |
| UCM36LL                               | UCM36LLSS24                           | 01325                 | 1.6       | 234              | 12              | 288            |                       |  |

## COATED STEEL™ - WITH PINS

| U2-U6 | HOOK SIZE                             | ORDERING NUMBER (BOX) | ITEM CODE | WT. PER BOX LBS. | HOOKS PER STRIP | STRIPS PER BOX | LACING INCHES PER BOX |
|-------|---------------------------------------|-----------------------|-----------|------------------|-----------------|----------------|-----------------------|
|       | <b>12" STRIPS - 12 STRIPS PER BOX</b> |                       |           |                  |                 |                |                       |
| U2    | U2C12W                                | 18540                 | 1.2       | 84               | 12              | 144            |                       |
| U3    | U3C12W                                | 18541                 | 1.4       | 84               | 12              | 144            |                       |
| U4    | U4C12W                                | 18542                 | 1.6       | 84               | 12              | 144            |                       |
| U5    | U5C12W                                | 18543                 | 1.9       | 84               | 12              | 144            |                       |
| U6    | U6C12W                                | 18544                 | 2.1       | 84               | 12              | 144            |                       |

### CLIPPER® ORDERING NUMBER REFERENCE

|      |                     |
|------|---------------------|
| XSP  | Extra Short Point   |
| SP   | Short Point         |
| LP   | Long Point          |
| XLP  | Extra Long Point    |
| LL   | Long Leg            |
| SL   | Short Leg           |
| G    | Galvanized          |
| HT   | High Tensile        |
| RHTX | Rectangular Wire    |
| S    | 430 Stainless Steel |
| SS   | 316 Stainless Steel |

**Stock Items** (non-shaded) standard lead time is 3 working days.

**Made To Order Items** (shaded) extended lead time, minimum order may apply.

**Special Metals** and **Special Length** Cards are available.  
Request quote for price and delivery.





## CONNECTING PIN SPECIFICATIONS

| Pin Diameter       | .065" (1/16")<br>1.7 mm<br>(previously #25) | .093" (3/32")<br>2.4 mm<br>(previously #13) | .109" (7/64")<br>2.8 mm<br>(previously #12) | .125" (1/8")<br>3.2 mm<br>(previously #11) | .156" (5/32")<br>4.0 mm<br>(previously #9) |
|--------------------|---|---|---|--|--|
| Clipper® Hook Size | 25's, 36's, 1's,<br>UCM36's, UX-1's         | 2, 3, U2SP, U2<br>U3-1, U3-2, U3            | 4 & U4                                      | 4 ½, 5, U5                                 | 6, 7, U6 & U7                              |

| Connecting Pin Types | Abbreviation                 | Pin Wear Factor | Hook Wear Factor | Rigidity  | Magnetic | Flexibility  | Composition                              |
|----------------------|------------------------------|-----------------|------------------|-----------|----------|--------------|--|
| Nylosteel            | NY                           | Good            | Good             | Good      | Yes      | Good         | Nylon & music wire                       |
| Nylostainless        | NYS                          | Good            | Good             | Good      | Slightly | Good         | Nylon & 300SS spring wire                |
| Nylon Covered Cable  | NCS                          | Good            | Good             | Average   | Slightly | Good         | Nylon & 300SS cable                      |
| Music Wire           | MW                           | Good            | Poor             | Excellent | Yes      | Poor         | High-carbon spring-tempered steel        |
| Cold-Rolled Steel    | Smooth - SM<br>Notched - N   | Average         | Fair             | Excellent | Yes      | Fair to Poor | Mild cold-rolled steel                   |
| Stainless Steel      | Smooth - SMS<br>Notched - NS | Average         | Fair             | Excellent | Slightly | Fair to Poor | 302 or 300 stainless steel               |
| Duralink™            | DL                           | Excellent       | Excellent        | Average   | Slightly | Good         | Wear-resistant nylon & 300SS cable       |
| Bare Stainless Cable | SMSC                         | Average         | Fair             | Average   | Slightly | Good         | 300SS cable                              |
| DuraStainless™       | DSS                          | Excellent       | Excellent        | Good      | Slightly | Good         | Wear resistant nylon & 300SS spring wire |
| Nylon Plus           | NP                           | Good            | Excellent        | Fair      | No       | Excellent    | Nylon                                    |

## PINPAK™ 100



(100 ft. of connecting pin with dispenser)

| PIN DIAMETER      | ORDERING NUMBER | ITEM CODE | WT. LBS. | PIN DIAMETER         | ORDERING NUMBER | ITEM CODE | WT. LBS. | PIN DIAMETER               | ORDERING NUMBER | ITEM CODE | WT. LBS. |
|-------------------|-----------------|-----------|----------|----------------------|-----------------|-----------|----------|----------------------------|-----------------|-----------|----------|
| <b>NYLOSTEEL</b>  |                 |           |          | <b>NYLOSTAINLESS</b> |                 |           |          | <b>NYLON COVERED CABLE</b> |                 |           |          |
| .053              | NY053-C         | 18700     | 1.6      | .053                 | NYS053-C        | 18701     | 1.6      | .053                       | NCS065-C        | 02751     | 1.7      |
| .065              | NY065-C         | 02598     | 1.6      | .065                 | NYS065-C        | 02649     | 1.6      | .065                       | NCS079-C        | 02767     | 1.7      |
| .079              | NY079-C         | 18720     | 1.8      | .079                 | NYS079-C        | 18721     | 1.8      | .079                       | NCS093-C        | 02762     | 3.0      |
| .093              | NY093-C         | 02628     | 2.0      | .093                 | NYS093-C        | 02670     | 2.0      | .093                       | NCS156-C        | 02756     | 3.3      |
| .109              | NY109-C         | 02622     | 2.1      | .109                 | NYS109-C        | 02664     | 2.1      | .109                       |                 |           |          |
| .125              | NY125-C         | 02614     | 2.2      | .125                 | NYS125-C        | 02658     | 2.2      | .125                       |                 |           |          |
| .156              | NY156-C         | 02607     | 2.5      | .156                 | NYS156-C        | 02652     | 2.5      | .156                       |                 |           |          |
| <b>NYLON PLUS</b> |                 |           |          | <b>DURALINK™</b>     |                 |           |          | <b>DURASTAINLESS™</b>      |                 |           |          |
| .053              | NP053-C         | 02863     | 1.6      | .065                 | DL065-C         | 02726     | 1.8      | .065                       | DSS065-C        | 02826     | 1.8      |
| .065              | NP065-C         | 02854     | 1.6      | .093                 | DL093-C         | 02743     | 2.1      | .093                       | DSS093-C        | 02830     | 2.1      |
| .079              | NP079-C         | 02872     | 1.8      | .109                 | DL109-C         | 02737     | 2.2      | .109                       | DSS109-C        | 02834     | 2.2      |
| .093              | NP093-C         | 02867     | 2.0      | .125                 | DL125-C         | 02732     | 2.3      |                            |                 |           |          |
| .109              | NP109-C         | 02861     | 2.1      |                      |                 |           |          |                            |                 |           |          |
| .125              | NP125-C         | 02864     | 2.2      |                      |                 |           |          |                            |                 |           |          |
| .156              | NP156-C         | 02873     | 2.5      |                      |                 |           |          |                            |                 |           |          |



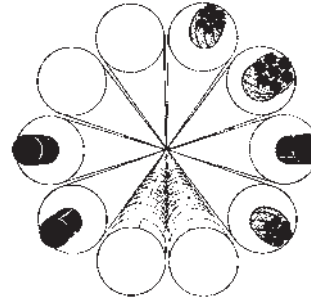


# Clipper® Connecting Pins

## NYLON COVERED LEADER ASSEMBLIES

| PIN DIAMETER               | ORDERING NUMBER    | ITEM CODE | PIN LENGTH | LEADER LENGTH |
|----------------------------|--------------------|-----------|------------|---------------|
| <b>NYLON COVERED CABLE</b> |                    |           |            |               |
| .065                       | NCS065X10FT-W/10FT | 05021     | 10         | 10            |
| .065                       | NCS065X25FT-W/5FT  | 05022     | 25         | 5             |
| .093                       | NCS093X5FT-W/5FT   | 05194     | 5          | 5             |
| .093                       | NCS093X10FT-W/10FT | 05023     | 10         | 10            |
| .093                       | NCS093X15FT-W/2FT  | 05195     | 15         | 2             |
| .093                       | NCS093X25FT-W/5FT  | 05024     | 25         | 5             |
| .093                       | NCS093X25FT-W/10FT | 05025     | 25         | 10            |
| .093                       | NCS093X50FT-W/4FT  | 05196     | 50         | 4             |
| <b>DURALINK™</b>           |                    |           |            |               |
| .065                       | DL065X25FT-W/5FT   | 05193     | 25         | 5             |
| .093                       | DL093X10FT-W/10FT  | 05020     | 10         | 10            |
| .093                       | DL093X25FT-W/5FT   | 05019     | 25         | 5             |

Other sizes can be custom ordered.



## 12" PRE-CUT PINS

(24 pins per package)

| PIN DIAMETER     | ORDERING NUMBER | ITEM CODE            | ORDERING NUMBER | ITEM CODE         | ORDERING NUMBER | ITEM CODE |
|------------------|-----------------|----------------------|-----------------|-------------------|-----------------|-----------|
| <b>NYLOSTEEL</b> |                 | <b>NYLOSTAINLESS</b> |                 | <b>NYLON PLUS</b> |                 |           |
| .065             | NY065-12        | 02592                | NYS065-12       | 02644             | NP065-12        | 02847     |
| .093             | NY093-12        | 02625                | NYS093-12       | 02668             | NP093-12        | 02865     |
| .109             | NY109-12        | 02619                | NYS109-12       | 02662             | NP109-12        | 02859     |
| .125             | NY125-12        | 02611                | NYS125-12       | 02656             | NP125-12        | 02833     |
| .156             | NY156-12        | 02600                | NYS156-12       | 02650             | NP156-12        | 02832     |

## CONNECTING PIN TOOLS

| DESCRIPTION            | ORDERING NUMBER | ITEM CODE |
|------------------------|-----------------|-----------|
| Pin and Cable Cutter   | APC-1           | 50004     |
| Pin and Cable Stripper | CABLE STRIPPER  | 03241     |

## .065" PRE-CUT PINS

| BELT WIDTH in.   | mm.  | PINS/PACKAGE | ORDERING NUMBER | ITEM CODE            | ORDERING NUMBER  | ITEM CODE |
|------------------|------|--------------|-----------------|----------------------|------------------|-----------|
| <b>NYLOSTEEL</b> |      |              |                 | <b>NYLOSTAINLESS</b> |                  |           |
| 5/8"             | 16   | 100          |                 |                      | NYS065-5/8-100   | 02632     |
| 3/4"             | 19   | 100          | NY065-3/4-100   | 02576                |                  |           |
| 7/8"             | 22.5 | 100          | NY065-7/8-100   | 02574                |                  |           |
| 1"               | 25.5 | 100          | NY065-1-100     | 02577                | NYS065-1-100     | 02637     |
| 1 1/4"           | 32   | 100          | NY065-1-1/4-100 | 02578                | NYS065-1-1/4-100 | 02633     |
| 1 1/2"           | 38.5 | 100          | NY065-1-1/2-100 | 02579                | NYS065-1-1/2-100 | 02634     |
| 1 3/4"           | 44.5 | 100          | NY065-1-3/4-100 | 02580                |                  |           |
| 1 7/8"           | 48   | 100          | NY065-1-7/8-100 | 02581                | NYS065-1-7/8-100 | 02635     |
| 2"               | 51   | 100          | NY065-2-100     | 02582                | NYS065-2-100     | 02638     |
| 2 1/4"           | 57.5 | 100          | NY065-2-1/4-100 | 02583                | NYS065-2-1/4-100 | 02639     |
| 2 1/2"           | 63.5 | 100          | NY065-2-1/2-100 | 02584                | NYS065-2-1/2-100 | 02640     |
| 2 3/4"           | 70   | 100          | NY065-2-3/4-100 | 02585                |                  |           |
| 3"               | 76.5 | 100          | NY065-3-100     | 02586                | NYS065-3-100     | 02641     |
| 3 1/4"           | 83   | 50           | NY065-3-1/4-50  | 02587                | NYS065-3-1/4-50  | 02636     |
| 3 1/2"           | 87   | 50           | NY065-3-1/2-50  | 02588                |                  |           |
| 4"               | 102  | 50           | NY065-4-50      | 02589                | NYS065-4-50      | 02642     |
| 4 1/2"           | 115  | 50           | NY065-4-1/2-50  | 02590                |                  |           |
| 6"               | 152  | 24           | NY065-6-24      | 02591                | NYS065-6-24      | 02643     |



## CONNECTING PINS IN COILS

(25 ft. minimum)

| PIN DIAMETER        | ORDERING NUMBER | ITEM CODE | ORDERING NUMBER       | ITEM CODE | ORDERING NUMBER            | ITEM CODE |
|---------------------|-----------------|-----------|-----------------------|-----------|----------------------------|-----------|
| <b>NYLOSTEEL</b>    |                 |           | <b>NYLOSTAINLESS</b>  |           | <b>NYLON COVERED CABLE</b> |           |
| .053                | NY053           | 02594     | NYS053                | 02645     | NCS065                     | 02750     |
| .065                | NY065           | 02597     | NYS065                | 02648     |                            |           |
| .079                | NY079           | 02595     | NYS079                | 02646     |                            |           |
| .093                | NY093           | 02627     | NYS093                | 02669     | NCS093                     | 02766     |
| .109                | NY109           | 02621     | NYS109                | 02663     | NCS125                     | 02761     |
| .125                | NY125           | 02613     | NYS125                | 02657     | NCS156                     | 02755     |
| .156                | NY156           | 02606     | NYS156                | 02651     |                            |           |
| <b>DURALINK™</b>    |                 |           | <b>DURASTAINLESS™</b> |           |                            |           |
| .065                | DL065           | 02725     | DSS065                | 02727     |                            |           |
| .093                | DL093           | 02742     | DSS093                | 02744     |                            |           |
| .109                | DL109           | 02736     | DSS109                | 02738     |                            |           |
| .125                | DL125           | 02731     |                       |           |                            |           |
| <b>SMOOTH STEEL</b> |                 |           | <b>NOTCHED STEEL</b>  |           | <b>SMOOTH SS</b>           |           |
| .040                |                 |           | 054                   | 02775     | SMS040                     | 02772     |
| .054                | SM054           | 02771     | N093                  | 02777     | SMS054                     | 02779     |
| .093                | SM093           | 02773     |                       |           | SMS093                     | 02781     |
| <b>NOTCHED SS</b>   |                 |           | <b>NYLON PLUS</b>     |           | <b>BARE SS CABLE</b>       |           |
| .053/.054           | NS054           | 02783     | NP053                 | 02868     | SMSC065                    | 02769     |
| .065                |                 |           | NP065                 | 02853     |                            |           |
| .079                |                 |           | NP079                 | 02869     |                            |           |
| .093                | NS093           | 02784     | NP093                 | 02866     | SMSC093                    | 02770     |
| .109                |                 |           | NP109                 | 02860     |                            |           |
| .125                |                 |           | NP125                 | 02870     |                            |           |
| .156                |                 |           | NP156                 | 02871     |                            |           |

NOTE: For coils less than 25 ft., call Customer Service.

## MUSIC WIRE

| PIN DIAMETER | DESCRIPTION      | ORDERING NUMBER | ITEM CODE |
|--------------|------------------|-----------------|-----------|
| .043"        | Per Foot         | MW043           | 02787     |
| .054"        | Per Foot         | MW054           | 02788     |
| .072"        | 12 Foot Lengths  | MW072           | 02789     |
| .090"        | 12 Foot Lengths  | MW090           | 02791     |
| .090"        | 100 Foot Lengths | MW090-100       | 02790     |

## STRIPPED LEADERS

| DESCRIPTION   | ORDERING NUMBER | ITEM CODE |
|---|-----------------|-----------|
| .093 x 123" Nylosteel with 63" Stripped Leader      | NY093-123       | 02629     |
| .093 x 246" Nylosteel with 63" Stripped Leader      | NY093-246       | 02630     |
| .093 x 100" Nylosteel with 63" Stripped Leader      | NY093-100       | 02631     |
| .093 x 123" DuraStainless™ with 63" Stripped Leader | DSS093-123      | 04093     |
| .093 x 246" DuraStainless™ with 63" Stripped Leader | DSS093-246      | 04044     |

 **Stock Items** (non-shaded) carried in factory inventory.

 **Made To Order Items** (shaded) have added lead time.

**Non-Listed Items** are available.  
Request quote for price and delivery.



# Clipper® Maintenance Lacers

## ROLLER LACER® GOLD CLASS™

(Face strips sold separately)

| BELT WIDTH |      | ORDERING NUMBER | ITEM CODE | WT. LBS. |
|------------|------|-----------------|-----------|----------|
| in.        | mm   |                 |           |          |
| 24"        | 600  | RL-G24          | 03985     | 50.0     |
| 36"        | 900  | RL-G36          | 03986     | 58.0     |
| 48"        | 1200 | RL-G48          | 03987     | 66.0     |
| 60"        | 1500 | RL-G60          | 03988     | 74.0     |

NOTE: Includes carding paper remover and scissors.

## MANUAL ROLLER LACER®

(Face strips sold separately)

| BELT WIDTH |      | ORDERING NUMBER | ITEM CODE | WT. LBS. |
|------------|------|-----------------|-----------|----------|
| in.        | mm   |                 |           |          |
| 24"        | 600  | RL-24           | 03370     | 38.0     |
| 36"        | 900  | RL-36           | 03371     | 47.0     |
| 48"        | 1200 | RL-48           | 03372     | 55.0     |
| 60"        | 1500 | RL-60           | 03375     | 63.0     |

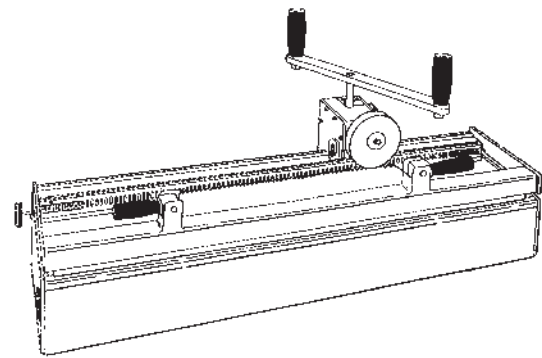
NOTE: Includes carding paper remover and scissors.

## CLIPPER® FACE STRIPS (includes one Lacer Pin)

### ROLLER LACER® GOLD CLASS™

### MANUAL ROLLER LACERS

| BELT WIDTH                      |      | ORDERING NUMBER | ITEM CODE | WT. LBS. | ORDERING NUMBER | ITEM CODE | WT. LBS. |
|---------------------------------|------|-----------------|-----------|----------|-----------------|-----------|----------|
| in.                             | mm   |                 |           |          |                 |           |          |
| <b>HOOK SIZE 30</b>             |      |                 |           |          |                 |           |          |
| 24"                             | 600  |                 |           |          | FSMAN30-24      | 04064     | 1.3      |
| 36"                             | 900  |                 |           |          | FSMAN30-36      | 04065     | 1.6      |
| 48"                             | 1200 |                 |           |          | FSMAN30-48      | 04066     | 2.1      |
| 60"                             | 1500 |                 |           |          | FSMAN30-60      | 04067     | 2.6      |
| <b>HOOK SIZE 36, UCM36</b>      |      |                 |           |          |                 |           |          |
| 24"                             | 600  | FSGOLD36-24     | 04038     | 4.3      | FSMAN36-24      | 04020     | 1.3      |
| 36"                             | 900  | FSGOLD36-36     | 04039     | 5.4      | FSMAN36-36      | 04021     | 1.6      |
| 48"                             | 1200 | FSGOLD36-48     | 04040     | 6.4      | FSMAN36-48      | 04022     | 2.1      |
| 60"                             | 1500 | FSGOLD36-60     | 04041     | 7.6      | FSMAN36-60      | 04023     | 2.6      |
| <b>HOOK SIZE 1, UX-1</b>        |      |                 |           |          |                 |           |          |
| 24"                             | 600  | FSGOLD1-24      | 04034     | 4.3      | FSMAN1-24       | 04015     | 1.3      |
| 36"                             | 900  | FSGOLD1-36      | 04035     | 5.4      | FSMAN1-36       | 04016     | 1.6      |
| 48"                             | 1200 | FSGOLD1-48      | 04036     | 6.4      | FSMAN1-48       | 04017     | 2.1      |
| 60"                             | 1500 | FSGOLD1-60      | 04037     | 7.6      | FSMAN1-60       | 04018     | 2.6      |
| <b>HOOK SIZE 2-4, U2SP-U3</b>   |      |                 |           |          |                 |           |          |
| 24"                             | 600  | FSGOLD2-24      | 04042     | 4.3      | FSMAN2-24       | 04025     | 1.3      |
| 36"                             | 900  | FSGOLD2-36      | 04043     | 5.4      | FSMAN2-36       | 04026     | 1.6      |
| 48"                             | 1200 | FSGOLD2-48      | 04044     | 6.4      | FSMAN2-48       | 04027     | 2.1      |
| 60"                             | 1500 | FSGOLD2-60      | 04045     | 7.6      | FSMAN2-60       | 04028     | 2.6      |
| <b>HOOK SIZE 4-1/2-7, U4-U7</b> |      |                 |           |          |                 |           |          |
| 24"                             | 600  | FSGOLD4-1/2-24  | 04046     | 4.3      | FSMAN4-1/2-24   | 04030     | 1.3      |
| 36"                             | 900  | FSGOLD4-1/2-36  | 04047     | 5.4      | FSMAN4-1/2-36   | 04031     | 1.6      |
| 48"                             | 1200 | FSGOLD4-1/2-48  | 04048     | 6.4      | FSMAN4-1/2-48   | 04032     | 2.1      |
| 60"                             | 1500 | FSGOLD4-1/2-60  | 04049     | 7.6      | FSMAN4-1/2-60   | 04033     | 2.6      |



## ALLIGATOR® FACE STRIPS FOR ROLLER LACER

| DESCRIPTION                             | ORDERING NUMBER | ITEM CODE | WT. LBS. |
|---|-----------------|-----------|----------|
| 24" (600mm) for 00 Alligator Lacing     | GFGSA00-24      | 18244     | 1.0      |
| 36" (900mm) for 00 Alligator Lacing     | GFGSA00-36      | 18245     | 1.35     |
| 24" (600mm) for 1 & 7 Alligator Lacing  | GFSAM1&7-24     | 19701     | 1.02     |
| 36" (900mm) for 1 & 7 Alligator Lacing  | GFSAM1&7-36     | 19702     | 1.28     |
| 48" (1200mm) for 1 & 7 Alligator Lacing | GFSAM1&7-48     | 19703     | 1.40     |
| 60" (1500mm) for 1 & 7 Alligator Lacing | GFSAM1&7-60     | 19704     | 1.65     |

## CLIPPER® REPLACEMENT LACER PINS

### ROLLER LACER® GOLD CLASS™

### MANUAL ROLLER LACERS

| BELT WIDTH                    |      | ORDERING NUMBER | ITEM CODE | WT. LBS. | ORDERING NUMBER | ITEM CODE | WT. LBS. |
|-------------------------------|------|-----------------|-----------|----------|-----------------|-----------|----------|
| in.                           | mm   |                 |           |          |                 |           |          |
| <b>HOOK SIZE 1, 36, or 30</b> |      |                 |           |          |                 |           |          |
| 24"                           | 600  | LPGOLD1/36-24   | 04006     | 0.4      | LPMAN1/36-24    | 03997     | 0.4      |
| 36"                           | 900  | LPGOLD1/36-36   | 04007     | 0.5      | LPMAN1/36-36    | 03998     | 0.5      |
| 48"                           | 1200 | LPGOLD1/36-48   | 04008     | 0.6      | LPMAN1/36-48    | 03999     | 0.6      |
| 60"                           | 1500 | LPGOLD1/36-60   | 04009     | 0.7      | LPMAN1/36-60    | 04000     | 0.7      |
| <b>HOOK SIZE 2-4, 4-1/2-7</b> |      |                 |           |          |                 |           |          |
| 24"                           | 600  | LPGOLDREG-24    | 04010     | 0.4      | LPMANREG-24     | 04002     | 0.4      |
| 36"                           | 900  | LPGOLDREG-36    | 04011     | 0.5      | LPMANREG-36     | 04003     | 0.5      |
| 48"                           | 1200 | LPGOLDREG-48    | 04012     | 0.6      | LPMANREG-48     | 04004     | 0.6      |
| 60"                           | 1500 | LPGOLDREG-60    | 04013     | 0.7      | LPMANREG-60     | 04005     | 0.7      |

## COMMON REPAIR PARTS

| DESCRIPTION/ORDERING NUMBER  | ITEM CODE | WT. LBS. |
|--|-----------|----------|
| Guide Block Replacement Kit<br>For Serial Number 3,500 – 50,000      | 03433     | 1.00     |
| Guide Block Replacement Kit<br>For Serial Number greater than 50,000 | 03897     | 1.00     |
| Face Strip Knobs   | 03817     | .50      |
| Urethane Strip – Priced Per Foot                                     | 03274     | .50      |
| Carrying Strap – Large<br>For 48" and 60" Roller Lacers              | 04051     | 1.0      |
| Carrying Strap – Small<br>For 24" and 36" Roller Lacers              | 04052     | 1.0      |
| Nut Driver for Roller Lacer Gold Class                               | 04068     | 1.0      |

# Clipper® Maintenance Lacers



## MICROLACER®

(Face strips sold separately)

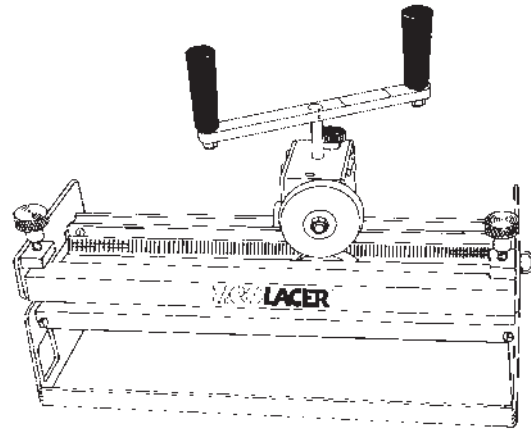
| BELT WIDTH |     | ORDERING NUMBER | ITEM CODE | WT. LBS. |
|------------|-----|-----------------|-----------|----------|
| in.        | mm  |                 |           |          |
| 14"        | 350 | MICROLACER      | 03368     | 27.0     |

NOTE: Includes carding paper remover and scissors.

## CLIPPER® FACE STRIPS

(Includes one Lacer Pin)

| HOOK SIZE      | ORDERING NUMBER  | ITEM CODE | WT. LBS. |
|----------------|------------------|-----------|----------|
| 30             | FSMAN30-MICRO    | 04063     | 2.3      |
| 36, UCM36      | FSMAN36-MICRO    | 04019     | 2.3      |
| 1, UX-1        | FSMAN1-MICRO     | 04014     | 2.3      |
| 2-4, U2-U3,    | FSMAN2-MICRO     | 04024     | 2.3      |
| 4-1/2-7, U4-U7 | FSMAN4-1/2-MICRO | 04029     | 2.3      |



## CLIPPER® REPLACEMENT LACER PINS

| HOOK SIZE | ORDERING NUMBER | ITEM CODE | PIN DIA. |
|-----------|-----------------|-----------|----------|
| 1/36      | LPMAN1/36-MICRO | 03996     | 0.67     |
| 2-7       | LPMANREG-MICRO  | 04001     | .106     |

## ALLIGATOR® FACE STRIPS FOR MICROLACER

| DESCRIPTION                | ORDERING NUMBER | ITEM CODE | WT. LBS. |
|----------------------------|-----------------|-----------|----------|
| for 00 Alligator Lacing    | GFSA00-14       | 18243     | .5       |
| for 1 & 7 Alligator Lacing | GFSA1&7-14      | 18248     | .5       |

## COMMON REPAIR PARTS

| DESCRIPTION/ORDERING NUMBER  | ITEM CODE | WT. LBS. |
|--|-----------|----------|
| Guide Block Replacement Kit<br>For Serial Number 3,500 – 50,000      | 03433     | 1.00     |
| Guide Block Replacement Kit<br>For Serial Number greater than 50,000 | 03897     | 1.00     |
| Face Strip Knobs   | 03817     | .50      |
| Urethane Strip – Priced Per Foot                                     | 03274     | .10      |

 **Stock Items** (non-shaded) carried in factory inventory.

 **Made To Order Items** (shaded) have added lead time.

**Non-Listed Items** are available.  
Request quote for price and delivery.

## VALULACER REPLACEMENT PARTS CLIPPER® FACE STRIPS

(Includes one Lacer Pin)

| HOOK SIZE      | ORDERING NUMBER | ITEM CODE | WT. LBS. |
|----------------|-----------------|-----------|----------|
| 30             | VFS30-12        | 19709     | 1.1      |
| 36, UCM36      | FS36-VALU       | 03425     | 0.6      |
| 1, UX-1        | FS1-VALU        | 03429     | 0.6      |
| 2-4, U2-U3,    | FS2-VALU        | 03430     | 0.6      |
| 4-1/2-7, U4-U7 | FS4-1/2-VALU    | 03431     | 0.6      |

## CLIPPER® REPLACEMENT GAUGE PINS

| HOOK SIZE | ORDERING NUMBER | ITEM CODE | PIN DIA. |
|-----------|-----------------|-----------|----------|
| 1/36      | LP1/36 VALU     | 03339     | .067     |
| 2-7       | LPREG VALU      | 03328     | .106     |

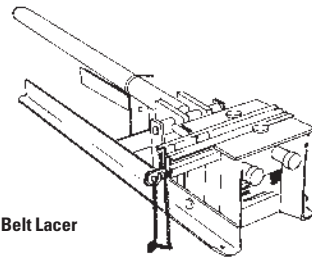


# Clipper® Specialty Lacers

## BALER BELT LACER™

(Laces all Clipper Baler Hooks, RHTX, 2-7)

| BELT WIDTH |     | ORDERING NUMBER | ITEM CODE | WT. LBS. |
|------------|-----|-----------------|-----------|----------|
| in.        | mm  |                 |           |          |
| 7"         | 175 | BBL-7           | 03434     | 51.0     |
| 10"        | 250 | BBL-10          | 03435     | 51.0     |



Baler Belt Lacer

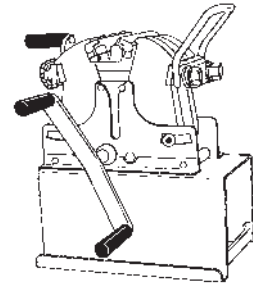
## LW95 LACERS

(Laces all Clipper Hooks. Laces up to 6" in one operation. Includes Lacing Assembly Kit)

| HOOK SIZE  | ORDERING NUMBER | ITEM CODE | WT. LBS. | RETAINER INCLUDED |
|------------|-----------------|-----------|----------|-------------------|
| 2-7, U2-U7 | LW95            | 03074     | 31.0     | HRREGLW95         |
| 1, UX-1    | 1LW95           | 03076     | 31.0     | HR1LW95           |
| 25         | 25XLW           | 03075     | 31.0     | HR25LW95          |

### REPLACEMENT HOOK RETAINERS

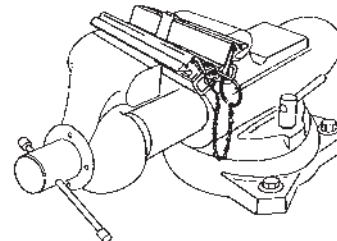
|               |          |       |     |
|---------------|----------|-------|-----|
| 2-7, U2-U7    | HR2LW95  | 03085 | 0.6 |
| 1, UX-1       | HR1LW95  | 03081 | 0.5 |
| 25            | HR25LW95 | 03827 | 1.0 |
| 30, 36, UCM36 | HR36LW95 | 03119 | 0.5 |



LW95 Lacer

## WISE LACERS

| HOOK SIZE       | ORDERING NUMBER | ITEM CODE | WT. LBS. |
|-----------------|-----------------|-----------|----------|
| 2-7, U2-U7      | R-4             | 03018     | 1.0      |
| 2-7, U2-U7      | R-7             | 03019     | 2.0      |
| 2-7, U2-U7      | R-10            | 03020     | 3.0      |
| 1, UX-1, UX-1SP | 1VL-7           | 03236     | 2.0      |
| 25              | 25VL-7          | 03814     | 3.0      |
| 30, 36, UCM36   | 36VL-7          | 03238     | 1.0      |

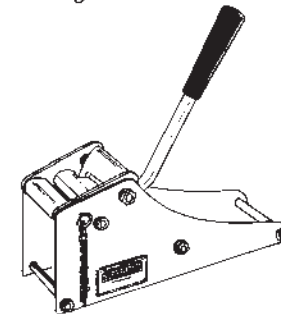


Vise Lacer

## #25 LEVER LACER

(For thin belts or tapes up to 2" wide)

| HOOK SIZE | ORDERING NUMBER | ITEM CODE | WT. LBS. |
|-----------|-----------------|-----------|----------|
| 25        | 25LEVER         | 03014     | 5.0      |

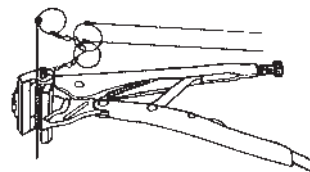


#25 Lever Lacer

## PLIER-TAPE LACER

(For thin belts or tapes up to 2" wide)

| ORDERING NUMBER | ITEM CODE | WT. LBS. |
|-----------------|-----------|----------|
| PTL25           | 18015     | 3.5      |
| PTL30           | 18017     | 3.7      |
| PTL1            | 18016     | 3.6      |



Plier-Tape Lacer

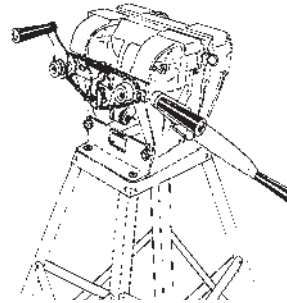
# Clipper® Production Lacers



## #12 SPEED LACER

(Includes #2-7 Retainer)

| BELT WIDTH                    |     | ORDERING NUMBER | ITEM CODE | WT. LBS. |
|-------------------------------|-----|-----------------|-----------|----------|
| in.                           | mm  |                 |           |          |
| 12"                           | 300 | 12LACER         | 03167     | 177.0    |
| <b>CHAIN DRIVE ATTACHMENT</b> |     |                 |           |          |
| 12LACER-CHAIN                 |     |                 | 03225     | 24.0     |



#12 Speed Lacer

## CLIPPER® HOOK RETAINER FOR #12 SPEED LACER

(Includes one Lacer Pin)

| DESCRIPTION | HOOK SIZE   | ORDERING NUMBER | ITEM CODE | WT. LBS. |
|-------------|-------------|-----------------|-----------|----------|
| Acusteel    | 25          | HR25-12         | 03822     | 1.8      |
| Acusteel    | 30,36,UCM36 | HR36-12         | 03170     | 1.5      |
| Acusteel    | 1,UX-1      | HR1-12          | 03168     | 1.5      |
| Acusteel    | 2-7,U2-U7   | HRREG-12        | 03211     | 1.5      |

## 12" LACER PIN FOR #12 SPEED LACER

| HOOK SIZE  | ORDERING NUMBER | ITEM CODE |
|------------|-----------------|-----------|
| 25,30,36,1 | LP1/36-12       | 03169     |
| 2-7        | LP2-12          | 03222     |

## ELECTRIC HYDRAULIC POWER LACERS

(Includes #2-7 Retainer)

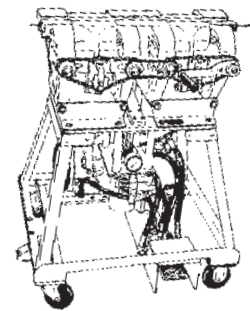
| BELT WIDTH |     | ORDERING NUMBER | ITEM CODE | WT. LBS. |
|------------|-----|-----------------|-----------|----------|
| in.        | mm  |                 |           |          |
| 12"        | 300 | EH-12           | 03037     | 355.0    |
| 25"        | 625 | EH-25           | 03038     | 560.0    |
| 38"        | 950 | EH-38           | 03039     | 875.0    |

**NOTE:** Please specify 115 or 230 volt wiring requirements when ordering. Can be ordered for International Requirements.

## CLIPPER® HOOK RETAINER FOR POWER LACERS

(Includes one Lacer Pin)

| BELT WIDTH                     |     | ORDERING NUMBER | ITEM CODE | WT. LBS. |
|--------------------------------|-----|-----------------|-----------|----------|
| in.                            | mm  |                 |           |          |
| <b>HOOK SIZE 25</b>            |     |                 |           |          |
| 12"                            | 300 | HR25-12         | 03822     | 1.8      |
| 25"                            | 625 | HR25-25         | 03823     | 3.3      |
| 38"                            | 950 | HR25-38         | 03824     | 4.2      |
| <b>HOOK SIZE 30, 36, UCM36</b> |     |                 |           |          |
| 12"                            | 300 | HR36-12         | 03170     | 1.5      |
| 25"                            | 625 | HR36-25         | 03154     | 3.3      |
| 38"                            | 950 | HR36-38         | 03155     | 4.2      |
| <b>HOOK SIZE 1, UX-1</b>       |     |                 |           |          |
| 12"                            | 300 | HR1-12          | 03168     | 1.5      |
| 25"                            | 625 | HR1-25          | 03143     | 3.3      |
| 38"                            | 950 | HR1-38          | 03150     | 4.2      |
| <b>HOOK SIZE 2-7, U2-U7</b>    |     |                 |           |          |
| 12"                            | 300 | HR2-12          | 03211     | 1.5      |
| 25"                            | 625 | HR2-25          | 03051     | 3.3      |
| 38"                            | 950 | HR2-38          | 03148     | 4.2      |



Electric Hydraulic Lacer

## ELECTRIC HYDRAULIC LACER COVER

| LACER SIZE |     | ORDERING NUMBER | ITEM CODE | WT. LBS. |
|------------|-----|-----------------|-----------|----------|
| in.        | mm  |                 |           |          |
| 12"        | 300 | Cover-12        | 03452     | 3.0      |
| 25"        | 625 | Cover-25        | 03453     | 4.0      |
| 38"        | 950 | Cover-38        | 03519     | 5.0      |

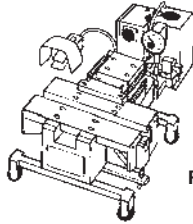
## CLIPPER® REPLACEMENT LACER PINS FOR POWER LACER

| BELT                       |     | ORDERING NUMBER | ITEM CODE |
|----------------------------|-----|-----------------|-----------|
| in.                        | mm  |                 |           |
| <b>HOOK SIZE 25, 36, 1</b> |     |                 |           |
| 12"                        | 300 | LP1/36-12       | 03169     |
| 25"                        | 625 | LP1/36-25       | 03162     |
| 38"                        | 950 | LP1/36-38       | 03163     |
| <b>HOOK SIZE 2-7</b>       |     |                 |           |
| 12"                        | 300 | LP2-12          | 03222     |
| 25"                        | 625 | LP2-25          | 03054     |
| 38"                        | 950 | LP2-38          | 03156     |

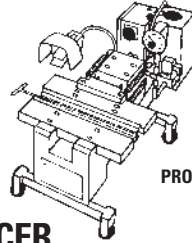
- Stock Items** (non-shaded) carried in factory inventory.
- Made To Order Items** (shaded) have added lead time.
- Non-Listed Items** are available.
- Request quote for price and delivery.



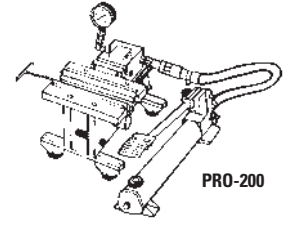
# Clipper® Production Lacers



PRO-600



PRO-400



PRO-200

## PRO-600 & PRO-6000 LACER

(Does not include comb - purchase separately)

| ORDERING NUMBER | ITEM CODE | WEIGHT (LBS) |
|-----------------|-----------|--------------|
| PRO-600         | 18057     | 294.2        |
| PRO-6000        | 18978     | 304.2        |

## PRO-400 LACER

(Does not include adapter - purchase separately)

| ORDERING NUMBER | ITEM CODE | WEIGHT (LBS) |
|-----------------|-----------|--------------|
| PRO-400         | 18048     | 294.1        |

## PRO-200 LACER

(Does not include adapter - purchase separately)

| ORDERING NUMBER | ITEM CODE | WEIGHT (LBS) |
|-----------------|-----------|--------------|
| PRO-200         | 18036     | 69.9         |
| PRO-200EH       | 03707     | 80.0         |

## COMBS FOR PRO-600 & PRO-6000 LACER

(Includes Gauge Pins)

| BELT WIDTH                     |      | ORDERING NUMBER | ITEM CODE | WT. LBS. |
|--------------------------------|------|-----------------|-----------|----------|
| <b>HOOK SIZE 25</b>            |      |                 |           |          |
| in.                            | mm   |                 |           |          |
| 24"                            | 600  | P6CLPR25M-24    | 03526     | 10.1     |
| 36"                            | 900  | P6CLPR25M-36    | 03538     | 13.0     |
| 48"                            | 1200 | P6CLPR25M-48    | 03551     | 15.5     |
| 60"                            | 1500 | P6CLPR25M-60    | 03531     | 18.5     |
| <b>HOOK SIZE 36, UCM36, 30</b> |      |                 |           |          |
| 24"                            | 600  | P6CLPR36M-24    | 03524     | 10.1     |
| 36"                            | 900  | P6CLPR36M-36    | 03537     | 13.0     |
| 48"                            | 1200 | P6CLPR36M-48    | 03539     | 15.5     |
| 60"                            | 1500 | P6CLPR36M-60    | 03529     | 18.5     |
| <b>HOOK SIZE 1, UX1</b>        |      |                 |           |          |
| 24"                            | 600  | P6CLPR1M-24     | 03534     | 10.1     |
| 36"                            | 900  | P6CLPR1M-36     | 03535     | 13.0     |
| 48"                            | 1200 | P6CLPR1M-48     | 03550     | 15.5     |
| 60"                            | 1500 | P6CLPR1M-60     | 03528     | 18.5     |
| <b>HOOK SIZE 2-7, U2-U7</b>    |      |                 |           |          |
| 24"                            | 600  | P6CLPR2M-24     | 03533     | 10.1     |
| 36"                            | 900  | P6CLPR2M-36     | 03536     | 13.0     |
| 48"                            | 1200 | P6CLPR2M-48     | 03532     | 15.5     |
| 60"                            | 1500 | P6CLPR2M-60     | 03527     | 18.5     |

## ADAPTERS FOR PRO-400

LACER-14" (Includes 1.5 and 2.0 mm Gauge Pins)

| HOOK SIZE | ORDERING NUMBER | ITEM CODE | WT. LBS. |
|-----------|-----------------|-----------|----------|
| 25        | P4CLPR25        | 03649     | 7.3      |
| 36, 30    | P4CLPR36        | 03140     | 7.5      |
| 1         | P4CLPR1         | 03525     | 7.5      |
| 2-7       | P4C2            | 18052     | 8.0      |

## ALLIGATOR® ADAPTERS-PRO-400

(Includes Gauge Pins)

| ORDERING NUMBER | ITEM CODE | WT. LBS. | LACING SIZE |
|-----------------|-----------|----------|-------------|
| P4GF            | 18055     | 7.1      | 1 & 7       |
| P4GF15          | 18056     | 7.2      | 15          |

## REPLACEMENT LACER PINS FOR PRO-400 LACER

| FOR COMB NUMBER | DIAMETER (mm) | ITEM CODE | WT. LBS. |
|-----------------|---------------|-----------|----------|
| P4C25/36        | 1.5           | 19395     | .1       |
| P4C25/36        | 1.8 x 1.5     | 03738     | .1       |
| P4C25/36        | 2.0 x 1.5     | 03745     | .1       |
| P4C1            | 1.8           | 03715     | .1       |
| P4C1            | 2.0           | 19350     | .1       |
| P4C1            | 2.5 x 2.0     | 19380     | .1       |
| P4C1            | 3.0 x 2.0     | 19351     | .1       |
| P4C2            | 2.5           | 19349     | .3       |
| P4C2            | 3.5 x 3.0     | 03725     | .3       |
| P4C2            | 4.0 x 3.0     | 03724     | .3       |

## ADAPTERS FOR PRO-200

LACER-8" (Includes 1.5 and 2.0 mm Gauge Pins)

| HOOK SIZE | ORDERING NUMBER | ITEM CODE | WT. LBS. |
|-----------|-----------------|-----------|----------|
| 25        | P2CLPR25        | 03650     | 4.3      |
| 36, 30    | P2CLPR36        | 03591     | 4.3      |
| 1         | P2CLPR1         | 03651     | 4.8      |
| 2-7       | P2C2            | 18043     | 5.2      |

## ALLIGATOR® ADAPTERS-PRO-200

(Includes Gauge Pins)

| ORDERING NUMBER | ITEM CODE | LACING SIZE |
|-----------------|-----------|-------------|
| P2GF            | 18046     | 1 & 7       |
| P2GF15          | 18047     | 15          |

## REPLACEMENT LACER PINS FOR PRO-200 LACER

| FOR COMB NUMBER | DIAMETER (mm) | ITEM CODE | WT. LBS. |
|-----------------|---------------|-----------|----------|
| P2C25/36        | 1.5           | 19340     | .1       |
| P2C25/36        | 1.8 x 1.5     | 03739     | .1       |
| P2C25/36        | 2.0 x 1.5     | 03744     | .1       |
| P2C1            | 1.8           | 03713     | .1       |
| P2C1            | 2.0           | 19341     | .1       |
| P2C1            | 2.5 x 2.0     | 19342     | .1       |
| P2C1            | 3.0 x 2.0     | 19343     | .1       |
| P2C2            | 2.5           | 19339     | .3       |
| P2C2            | 3.5 x 3.0     | 03717     | .3       |
| P2C2            | 4.0 x 3.0     | 03718     | .3       |

## REPLACEMENT LACER PINS FOR PRO-600 LACER

| BELT WIDTH                  |      | ITEM CODE                       |                 |                 |                 | WT. LBS. |
|-----------------------------|------|---------------------------------|-----------------|-----------------|-----------------|----------|
| in.                         | mm   | <b>FOR COMB NUMBER P6C25/36</b> |                 |                 |                 |          |
|                             |      | 1.5 mm                          | 1.8 mm x 1.5 mm | 2.0 mm x 1.5 mm |                 |          |
| 24"                         | 600  | 03729                           | 03734           | 03743           |                 | 0.2      |
| 36"                         | 900  | 03727                           | 03735           | 03742           |                 | 0.2      |
| 48"                         | 1200 | 03728                           | 03736           | 03741           |                 | 0.2      |
| 60"                         | 1500 | 19358                           | 03737           | 03740           |                 | 0.2      |
| <b>FOR COMB NUMBER P6C1</b> |      |                                 |                 |                 |                 |          |
|                             |      | 1.8 mm                          | 2.0 mm          | 2.5 mm x 2.0 mm | 3.0 mm x 2.0 mm |          |
| 24"                         | 600  | 03710                           | 19361           | 19362           | 03722           | 0.2      |
| 36"                         | 900  | 03709                           | 03714           | 03721           | 03733           | 0.2      |
| 48"                         | 1200 | 03708                           | 03711           | 03723           | 03732           | 0.2      |
| 60"                         | 1500 | 19378                           | 03712           | 03716           | 03731           | 0.2      |
| <b>FOR COMB NUMBER P6C2</b> |      |                                 |                 |                 |                 |          |
|                             |      | 2.5 mm                          | 3.5 mm x 3.0 mm | 4.0 mm x 3.0 mm |                 |          |
| 24"                         | 600  | 19364                           | 19365           | 19366           |                 | 0.3      |
| 36"                         | 900  | 03726                           | 03719           | 03720           |                 | 0.3      |
| 48"                         | 1200 | 19368                           | 19370           | 19371           |                 | 0.3      |
| 60"                         | 1500 | 19373                           | 19375           | 19376           |                 | 0.3      |

## ALLIGATOR® COMBS-PRO-600

(Includes Gauge Pins)

| ORDERING NUMBER | ITEM CODE | WT. LBS. | LACING SIZE |
|-----------------|-----------|----------|-------------|
| P6ALLI00M-24    | 03914     | 8.7      | 00          |
| P6ALLI00M-36    | 03915     | 13.0     | 00          |
| P6ALLI1&7-24    | 03916     | 8.7      | 1&7         |
| P6ALLI1&7-36    | 03917     | 13.0     | 1&7         |
| P6ALLI15-24     | 03919     | 8.7      | 15          |
| P6ALLI15-36     | 03920     | 13.0     | 15          |

## REPLACEMENT PARTS

| DESCRIPTION         | ITEM CODE | WT. LBS. |
|---------------------|-----------|----------|
| Return Springs      | 19100     | 1.0      |
| Adapter Spring Clip | 19194     | 1.0      |
| Linear Bearing      | 19200     | 2.0      |
| Brass Bushing       | 19300     | 5.0      |



# Belt Cutters



## CLIPPER® 845LD SERIES ALUMINUM BELT CUTTER

| DESCRIPTION                                       | BELT WIDTH |      | ORDERING NUMBER | ITEM CODE | WT. LBS. |
|---|------------|------|-----------------|-----------|----------|
|   | in.        | mm   |                 |           |          |
| Cutter Complete for belts up to 1/2" (12mm) thick | 36"        | 900  | 845836LD        | 32275     | 29.0     |
|   | 48"        | 1200 | 845848LD        | 32276     | 35.0     |
|   | 60"        | 1500 | 845860LD        | 32277     | 40.0     |
|   | 72"        | 1800 | 845872LD        | 32278     | 46.0     |
| Wrench Assembly (handle)                          |            |      | 820/840WA       | 32272     | 2.0      |
| Cutter Blade Kit                                  |            |      | 845-CBK         | 32279     | 0.5      |
| Optional Squaring Device                          |            |      | 840SD           | 32274     | 2.0      |
| 36" Chain Replacement Kit                         |            |      | 840-36CL        | 03772     | 1.92     |
| 48" Chain Replacement Kit                         |            |      | 840-48CL        | 03773     | 2.40     |
| 60" Chain Replacement Kit                         |            |      | 840-60CL        | 03774     | 3.00     |
| 72" Chain Replacement Kit                         |            |      | 840-72CL        | 03775     | 3.75     |

## Aluminum Content

| ALUMINUM ALLOY TYPE | PERCENT      |             |
|---------------------|--------------|-------------|
|                     | Mg-Magnesium | Ti-Titanium |
| 6061                | 1.00%        | 0%          |

## 900 SERIES\* BELT CUTTER

| DESCRIPTION                                  | BELT WIDTH |      | ORDERING NUMBER | ITEM CODE | WT. LBS. |
|--|------------|------|-----------------|-----------|----------|
|  | in.        | mm   |                 |           |          |
| Cutter Complete for belts up to 1.5" (38 mm) | 24"        | 600  | 900924          | 04200     | 39.4     |
|  | 36"        | 900  | 900936          | 04143     | 39.4     |
|  | 48"        | 1200 | 900948          | 04144     | 48.0     |
|  | 60"        | 1500 | 900960          | 04145     | 54.0     |
|  | 72"        | 1800 | 900972          | 04146     | 60.3     |
| * Patent Pending                             | 84"        | 2130 | 900984          | 04147     | 86.0     |
| Replacement Blade Kit                        |            |      | 900CBK          | 04149     | 0.15     |

## 14" BELT CUTTER

(For Belts up to 3/8" thick.)

| DESCRIPTION                 | BELT WIDTH |     | ORDERING NUMBER | ITEM CODE | WT. LBS. |
|-----------------------------|------------|-----|-----------------|-----------|----------|
|                             | in.        | mm  |                 |           |          |
| Cutter Complete             | 14"        | 350 | Cutter-14       | 03230     | 29.0     |
| 14" Replacement Blade       |            |     | Blade-14        | 03450     | 0.6      |
| 14" Replacement Nylon Block |            |     | Block-14        | 03451     | 0.2      |
| 10" Replacement Blade       |            |     | Blade-10        | 03009     | 0.5      |
| 10" Replacement Nylon Block |            |     | Block-10        | 03010     | 0.2      |
| 6" Replacement Blade        |            |     | Blade-6         | 03006     | 0.5      |
| 6" Replacement Nylon Block  |            |     | Block-6         | 03008     | 0.2      |

## #25 BELT CUTTER

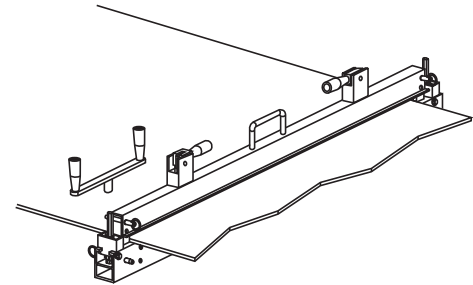
(For Belts and Tapes up to 1/8" thick.)

| DESCRIPTION                     | BELT WIDTH |     | ORDERING NUMBER | ITEM CODE | WT. LBS. |
|---------------------------------|------------|-----|-----------------|-----------|----------|
|                                 | in.        | mm  |                 |           |          |
| #25 Belt Cutter                 | 6"         | 125 | Cutter-25-26    | 04101     | 4.0      |
| #25 Replacement Blades (5/Pkg.) |            |     | Blade-25        | 03012     | 0.1      |
| #25 Rotary Blade (6" Model)     |            |     | Blade-25-6      | 04102     | 0.1      |

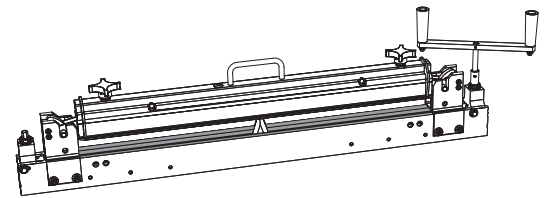
 Stock Items (non-shaded) carried in factory inventory.

 Made To Order Items (shaded) have added lead time.

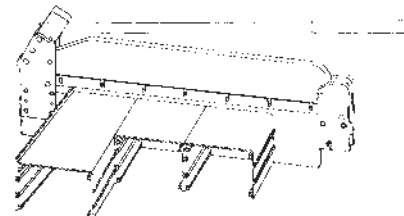
**Non-Listed Items** are available.  
Request quote for price and delivery.



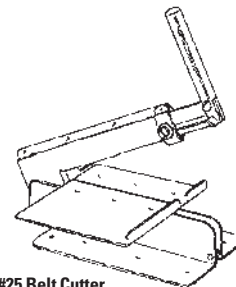
845LD Belt Cutter



900 Series Belt Cutter



14" Belt Cutter



#25 Belt Cutter



# Clipper® Accessories

## PLASTIC HOOK GAUGE

(For proper hook and pin size selection)

| DESCRIPTION/<br>ORDERING NO. | ITEM<br>CODE | WT.<br>LBS. |
|------------------------------|--------------|-------------|
| Clipper-HookGauge            | 03129        | 0.1         |



## LACING ACCESSORY KIT

(Includes Hook Gauge, Carding Paper Remover, Scissors and Rough-Top Belt Skiver)

| DESCRIPTION/<br>ORDERING NO. | ITEM<br>CODE | WT.<br>LBS. |
|------------------------------|--------------|-------------|
| Lacing Accessory Kit         | 03132        | 1.0         |

## CARDING PAPER REMOVER

| DESCRIPTION/<br>ORDERING NO. | ITEM<br>CODE | WT.<br>LBS. |
|------------------------------|--------------|-------------|
| Carding Paper Remover        | 03128        | 0.1         |

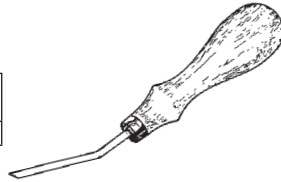


## SCISSORS

| DESCRIPTION/<br>ORDERING NO. | ITEM<br>CODE | WT.<br>LBS. |
|------------------------------|--------------|-------------|
| Clipper Scissors             | 03244        | 0.3         |

## ROUGH-TOP BELT SKIVER

| DESCRIPTION/<br>ORDERING NO. | ITEM<br>CODE | WT.<br>LBS. |
|------------------------------|--------------|-------------|
| RTBS Rough Top Skiver        | 03239        | 0.3         |



## SMART LOCK™

(Kit includes 20 Smart Locks and 5' of .109" Duralink™ cable.  
Compatible Hook sizes 2-7)

| DESCRIPTION            | ORDERING<br>NUMBER | ITEM<br>CODE | WT.<br>LBS. |
|------------------------|--------------------|--------------|-------------|
| Smart-Lock-Kit         | Smart Lock         | 03442        | 0.2         |
| Individual Smart Locks | Smart Lock         | 03441        |             |

## UNIBAR® WIRE CUTTERS

| DESCRIPTION/<br>ORDERING NO. | ITEM<br>CODE | WT.<br>LBS. |
|------------------------------|--------------|-------------|
| Cutter-Unibar Wire           | 03445        | 0.5         |



Smart Locks

## SILVER INK BELT MARKING PEN

Sold Individually

| DESCRIPTION/<br>ORDERING NO. | ITEM<br>CODE | WT.<br>LBS. |
|------------------------------|--------------|-------------|
| M-4                          | 01350        | 0.1         |



## TAPE BINDERS

| DESCRIPTION                              | PINT (0.47 LITER)  |              | QUART (0.95 LITER) |              | GALLON (3.79 LITER) |              |
|--|--------------------|--------------|--------------------|--------------|---------------------|--------------|
|  | ORDERING<br>NUMBER | ITEM<br>CODE | ORDERING<br>NUMBER | ITEM<br>CODE | ORDERING<br>NUMBER  | ITEM<br>CODE |
| Non-Flammable Binder<br>Quick Dry Binder | Binder-PT          | 03670        | Binder-QT          | 03671        | Binder-GAL          | 03672        |
|  |                    |              | QDBinder-Quart     | 03704        |                     |              |




Binder

# Clipper® Installation Tools and Accessories



## ALLIGATOR® BELT GRINDER

| ORDERING NUMBER | ITEM CODE | WT. LBS. |
|-----------------|-----------|----------|
| RB-1            | 30867     | .7       |



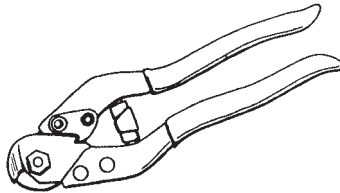
## CARD CUTTER

| ORDERING NUMBER           | ITEM CODE | WT. LBS. |
|---------------------------|-----------|----------|
| GC-1                      | 18100     | .3       |
| EXTRA BLADES (50/Package) |           |          |
| GCB-50                    | 18101     | .8       |



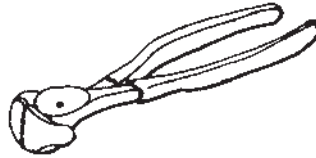
## ALLIGATOR® HINGE PIN CUTTER

| ORDERING NUMBER | ITEM CODE | WT. LBS. |
|-----------------|-----------|----------|
| APC-1           | 50004     | .5       |



## BELT NIPPERS

| ORDERING NUMBER | ITEM CODE | WT. LBS. |
|-----------------|-----------|----------|
| BN-1            | 50003     | .8       |



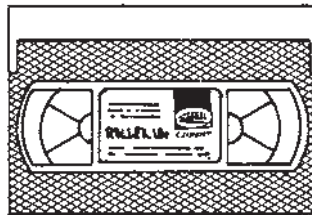
## HOOK SELECTION POSTER

| ORDERING NUMBER | ITEM CODE | WT. LBS. |
|-----------------|-----------|----------|
| L1510-L         | X0920     | .3       |

## ROLLER LACER® VIDEO

(VHS - 12-1/2 minutes.)

| DESCRIPTION/<br>ORDERING NUMBER | ITEM CODE |
|---------------------------------|-----------|
| Roller Lacer Video              | 03134     |



Videos

## CLIPPER® VIDEO SERIES - 3 MODULES

| DESCRIPTION/<br>ORDERING NUMBER | ITEM CODE | WT. LBS. |
|---------------------------------|-----------|----------|
| Maint. Videos                   | 03135     | .3       |

**NOTE:** Each video is approximately 8 minutes.  
 Module 1: Fastener Selection  
 Module 2: Fastener Installation  
 Module 3: Splice Maintenance



## How Alligator® Lacing Works

Hammer applied Alligator® Lacing utilizes a design with teeth that are formed so that when they are driven parallel to the length of the belt, the vital

longitudinal carcass fibers are not severed.

The compression fit of the connecting bar provides a strong, vise-like hold on the belt and distributes belt tension evenly across the entire belt width. The one-piece fastener strip also ensures that there are no loose pieces to work themselves out of the belt and into the conveyed product. The flat splice obtained with a continuous strip of lacing also helps with hinge pin insertion.

| Applications   | Installation Method  | What You Need for Installation   |
|--|--|--|
| <ul style="list-style-type: none"> <li>• Manufacturing Assembly Lines</li> <li>• Food, Package, and Parts Handling</li> <li>• Checkout Counters</li> <li>• Agricultural Equipment</li> </ul>   | Requires only a hammer; no special tools needed. Unique, patented clips and round gauge rod act as an "extra" pair of hands.   | <ul style="list-style-type: none"> <li>• Fasteners</li> <li>• Hinge Pin</li> <li>• Hammer</li> </ul>   |
| How to Specify the Correct Alligator® Lacing   | Fastener Metal Selection   | Hinge Pin Selection  |
| <ol style="list-style-type: none"> <li>1. Determine Belt Tension (PIW).</li> <li>2. Measure your Belt Thickness.</li> <li>3. Measure the Diameter of the Smallest Pulley in your Drive with Belt Wrap more than 90°.</li> <li>4. Choose the fastener size that is appropriate for your specifications in the selection chart below.</li> </ol> | <p><b>Steel.</b> Standard fastener material.</p> <p><b>Stainless Steel.</b><br/>                     Type 316 Stainless Steel<br/>                     Type 430 Magnetic Stainless Steel (Sizes 62 and 125).</p> | <p><b>H Steel Corrugated</b> - for all sizes of Alligator belt lacing.</p> <p><b>SH Stainless Steel Corrugated</b> - for all sizes of Alligator belt lacing.</p> <p><b>RH Rocker Hinge Pin</b> - for transmission belt lacing, two-piece pin to reduce friction and wear on loops and lacing.</p> <p><b>NC Nylon Covered Steel Cable</b> - for easier hinge pin insertion.</p> <p><b>NCS Nylon Covered Stainless Cable</b> - for greater corrosion resistance.</p> |

### Alligator® Lacing Selection Chart

| Lacing Size | For Belts With Mechanical Fastener Ratings Up To: |      | Belt Thickness Range |             | Recommended Min. Pulley Diameter |     | Approx. Corrugated Hinge Pin Diameter |     |
|-------------|---|------|----------------------|-------------|----------------------------------|-----|---------------------------------------|-----|
|             | P.I.W.  | kN/m | in.                  | mm          | in.                              | mm  | in.                                   | mm  |
| 00          | 25  | 4.3  | Up thru 1/16         | Up thru 1.6 | 1                                | 25  | 3/64                                  | 1.2 |
| 1           | 45  | 7.8  | 1/16-3/32            | 1.6-2.4     | 1-1/2                            | 38  | 1/16                                  | 1.6 |
| 7           | 50  | 8.7  | 3/32-9/64            | 2.4-3.6     | 2                                | 51  | 1/16                                  | 1.6 |
| 15          | 65  | 11.4 | 1/8-5/32             | 3.2-4.0     | 2-1/2                            | 64  | 3/32                                  | 2.4 |
| 20          | 95  | 16.6 | 5/32-3/16            | 4.0-4.8     | 3                                | 76  | 7/64                                  | 2.8 |
| 25          | 100   | 17.5 | 3/16-7/32            | 4.8-5.6     | 4                                | 102 | 1/8                                   | 3.2 |
| 27          | 100   | 17.5 | 7/32-9/32            | 5.6-7.1     | 5                                | 127 | 1/8                                   | 3.2 |
| 35          | 150   | 26.0 | 9/32-5/16            | 7.1-7.9     | 7                                | 178 | 9/64                                  | 3.6 |
| 45          | 165   | 28.0 | 5/16-3/8             | 7.9-9.5     | 9                                | 229 | 3/16                                  | 4.8 |
| 55          | 175   | 30.0 | 3/8-7/16             | 9.5-11.1    | 12                               | 305 | 13/64                                 | 5.2 |
| 65          | 200   | 35.0 | 7/16-1/2             | 11.1-12.7   | 14                               | 356 | 13/64                                 | 5.2 |

# Alligator<sup>®</sup> Conveyor Belt Lacing



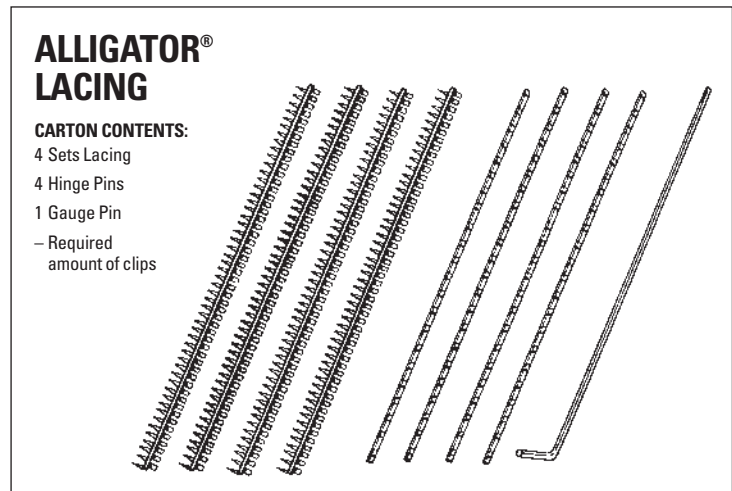
## FASTENERS

### STEEL LACING WITH STEEL CORRUGATED HINGE PIN

| BELT WIDTH |      | ORDERING NUMBER | ITEM CODE | WT. LBS.  | ORDERING NUMBER | ITEM CODE | WT. LBS. | ORDERING NUMBER   | ITEM CODE | WT. LBS. | ORDERING NUMBER | ITEM CODE | WT. LBS. | ORDERING NUMBER | ITEM CODE | WT. LBS. |     |
|------------|------|-----------------|-----------|-----------|-----------------|-----------|----------|---|-----------|----------|-----------------|-----------|----------|-----------------|-----------|----------|-----|
| in.        | mm   | <b>00</b>       |           |           | <b>1A</b>       |           |          | <b>1B</b>   |           |          | <b>7</b>        |           |          | <b>15</b>       |           |          |     |
| 12"        | 300  | 00-12           | 10050     | .2        | 1A-12           | 10070     | .5       |   |           |          | 7-12            | 10090     | .7       | 15-12           | 10482     | 1.0      |     |
| 14"        | 350  | 00-14           | 10051     | .5        | 1A-14           | 10071     | .7       |   |           |          | 7-14            | 10091     | .9       | 15-14           | 10110     | 1.2      |     |
| 16"        | 400  | 00-16           | 10052     | .5        | 1A-16           | 10072     | .8       |   |           |          | 7-16            | 10092     | 1.0      | 15-16           | 10111     | 1.4      |     |
| 18"        | 450  | 00-18           | 10053     | .5        | 1A-18           | 10073     | .8       | <b>Note:</b> Size 1A and 1B Alligator lacing has been modified to allow for complete interchangeability. For machine applied lacing, order the corresponding 1A size. |           |          | 7-18            | 10093     | 1.1      | 15-18           | 10112     | 1.5      |     |
| 20"        | 500  | 00-20           | 10054     | .6        | 1A-20           | 10074     | 1.0      |   |           |          |                 | 7-20      | 10094    | 1.2             | 15-20     | 10113    | 1.6 |
| 22"        | 550  | 00-22           | 10055     | .6        | 1A-22           | 10075     | 1.0      |   |           |          |                 | 7-22      | 10095    | 1.3             | 15-22     | 10114    | 1.8 |
| 24"        | 600  | 00-24           | 10056     | .7        | 1A-24           | 10076     | 1.1      |   |           |          |                 | 7-24      | 10096    | 1.4             | 15-24     | 10115    | 2.0 |
| 26"        | 650  |                 |           |           |                 |           |          |   |           |          |                 | 7-26      | 10097    | 1.5             | 15-26     | 10116    | 2.2 |
| 28"        | 700  |                 |           |           |                 |           |          |   |           |          |                 | 7-28      | 10098    | 1.6             | 15-28     | 10117    | 2.3 |
| 30"        | 750  | 00-30           | 10059     | .9        | 1A-30           | 10079     | 1.3      |   |           |          |                 | 7-30      | 10099    | 1.7             | 15-30     | 10118    | 2.4 |
| 32"        | 800  |                 |           |           |                 |           |          |   |           |          |                 | 7-32      | 10100    | 1.9             | 15-32     | 10119    | 2.6 |
| 36"        | 900  | 00-36           | 10061     | 1.0       | 1A-36           | 10081     | 1.6      |   |           |          |                 | 7-36      | 10101    | 2.0             | 15-36     | 10120    | 2.7 |
| 42"        | 1050 | 00-42           | 10062     | 1.2       | 1A-42           | 10082     | 2.0      |   |           |          |                 | 7-42      | 10102    | 2.2             | 15-42     | 10121    | 3.4 |
| 48"        | 1200 | 00-48           | 10063     | 2.0       | 1A-48           | 10083     | 2.0      |   |           |          | 7-48            | 10103     | 2.7      | 15-48           | 10122     | 3.8      |     |
| 60"        | 1500 | 00-60           | 10065     | 1.3       | 1A-60           | 10085     | 2.7      |   |           |          | 7-60            | 10105     | 3.4      | 15-60           | 10124     | 4.8      |     |
| <b>20</b>  |      |                 |           | <b>25</b> |                 |           |          | <b>27</b>   |           |          | <b>35</b>       |           |          | <b>45</b>       |           |          |     |
| 12"        | 300  | 20-12           | 10483     | 1.3       | 25-12           | 10484     | 1.5      | 27-12   | 10485     | 1.7      | 35-12           | 10486     | 2.8      | 45-12           | 10487     | 3.4      |     |
| 14"        | 350  | 20-14           | 10130     | 1.6       | 25-14           | 10150     | 1.6      | 27-14   | 10165     | 2.1      | 35-14           | 10180     | 3.3      | 45-14           | 10196     | 4.0      |     |
| 16"        | 400  | 20-16           | 10131     | 1.8       | 25-16           | 10151     | 1.9      | 27-16   | 10166     | 2.3      | 35-16           | 10181     | 3.7      | 45-16           | 10197     | 4.6      |     |
| 18"        | 450  | 20-18           | 10132     | 2.0       | 25-18           | 10152     | 2.2      | 27-18   | 10167     | 2.6      | 35-18           | 10182     | 4.1      | 45-18           | 10198     | 5.1      |     |
| 20"        | 500  | 20-20           | 10133     | 2.2       | 25-20           | 10153     | 2.4      | 27-20   | 10168     | 3.0      | 35-20           | 10183     | 4.6      | 45-20           | 10199     | 5.6      |     |
| 22"        | 550  | 20-22           | 10134     | 2.3       | 25-22           | 10154     | 2.7      | 27-22   | 10169     | 3.1      |                 |           |          |                 |           |          |     |
| 24"        | 600  | 20-24           | 10135     | 2.5       | 25-24           | 10155     | 2.9      | 27-24   | 10170     | 3.4      | 35-24           | 10185     | 5.5      | 45-24           | 10201     | 6.8      |     |
| 26"        | 650  |                 |           |           | 25-26           | 10156     | 3.1      | 27-26   | 10171     | 3.8      |                 |           |          |                 |           |          |     |
| 28"        | 700  | 20-28           | 10137     | 3.0       | 25-28           | 10157     | 3.5      | 27-28   | 10172     | 3.9      |                 |           |          |                 |           |          |     |
| 30"        | 750  | 20-30           | 10138     | 3.2       | 25-30           | 10158     | 3.6      | 27-30   | 10173     | 4.2      | 35-30           | 10188     | 6.8      | 45-30           | 10204     | 8.5      |     |
| 32"        | 800  | 20-32           | 10139     | 3.4       |                 |           |          | 27-32   | 10174     | 4.7      | 35-36           | 10190     | 8.2      | 45-36           | 10206     | 10.1     |     |
| 36"        | 900  | 20-36           | 10140     | 3.8       | 25-36           | 10160     | 4.3      | 27-36   | 10175     | 5.0      | 35-42           | 10191     | 9.6      | 45-42           | 10207     | 11.8     |     |
| 42"        | 1050 | 20-42           | 10141     | 4.6       | 25-42           | 10161     | 5.1      | 27-42   | 10176     | 5.9      | 35-48           | 10192     | 11.0     | 45-48           | 10208     | 13.4     |     |
| 48"        | 1200 | 20-48           | 10142     | 5.0       | 25-48           | 10162     | 5.7      | 27-48   | 10177     | 6.6      | 35-54           | 10193     | 12.4     | 45-60           | 10210     | 16.8     |     |
| 54"        | 1350 |                 |           |           | 25-54           | 10163     | 6.5      | 27-54   | 10178     | 7.5      |                 |           |          |                 |           |          |     |
| 60"        | 1500 | 20-60           | 10144     | 6.3       | 25-60           | 10164     | 7.1      | 27-60   | 10179     | 8.2      | 35-60           | 10194     | 13.6     |                 |           |          |     |
| <b>55</b>  |      |                 |           | <b>65</b> |                 |           |          |   |           |          |                 |           |          |                 |           |          |     |
| 12"        | 300  | 55-12           | 10488     | 4.8       | 65-12           | 10489     | 5.7      |   |           |          |                 |           |          |                 |           |          |     |
| 14"        | 350  | 55-14           | 10212     | 5.7       |                 |           |          |   |           |          |                 |           |          |                 |           |          |     |
| 16"        | 400  | 55-16           | 10213     | 6.5       |                 |           |          |   |           |          |                 |           |          |                 |           |          |     |
| 18"        | 450  | 55-18           | 10214     | 7.2       | 65-18           | 10232     | 8.8      |   |           |          |                 |           |          |                 |           |          |     |
| 20"        | 500  | 55-20           | 10215     | 7.9       |                 |           |          |   |           |          |                 |           |          |                 |           |          |     |
| 24"        | 600  | 55-24           | 10217     | 9.6       | 65-24           | 10235     | 11.5     |   |           |          |                 |           |          |                 |           |          |     |
| 30"        | 750  | 55-30           | 10220     | 11.8      | 65-30           | 10238     | 14.6     |   |           |          |                 |           |          |                 |           |          |     |
| 36"        | 900  | 55-36           | 10222     | 14.0      | 65-36           | 10240     | 17.3     |   |           |          |                 |           |          |                 |           |          |     |
| 42"        | 1050 | 55-42           | 10223     | 16.6      |                 |           |          |   |           |          |                 |           |          |                 |           |          |     |
| 48"        | 1200 | 55-48           | 10224     | 19.2      | 65-48           | 10242     | 23.0     |   |           |          |                 |           |          |                 |           |          |     |
| 60"        | 1500 | 55-60           | 10226     | 23.7      | 65-60           | 10244     | 28.8     |   |           |          |                 |           |          |                 |           |          |     |

Any lengths over 60" are sold by the set.

- Stock Items** (non-shaded) carried in factory inventory.
- Made To Order Items** (shaded) allow one week for production. In most cases, the next standard stock item can be adapted to meet your requirements.
- Non-Listed Items** are available. Request quote for price and delivery.





# Alligator<sup>®</sup> Conveyor Belt Lacing

## FASTENERS

### 316 STAINLESS LACING WITH 300 SERIES STAINLESS CORRUGATED HINGE PINS

| BELT WIDTH |      | ORDERING NUMBER | ITEM CODE | WT. LBS. | ORDERING NUMBER | ITEM CODE | WT. LBS. | ORDERING NUMBER  | ITEM CODE | WT. LBS. | ORDERING NUMBER | ITEM CODE | WT. LBS. | ORDERING NUMBER | ITEM CODE | WT. LBS. |  |
|------------|------|-----------------|-----------|----------|-----------------|-----------|----------|--|-----------|----------|-----------------|-----------|----------|-----------------|-----------|----------|--|
| in.        | mm   | 00S             |           |          | 1S              |           |          | 1BS  |           |          | 7S              |           |          | 15S             |           |          |  |
| 12"        | 300  | 00S-12          | 10528     | .2       | 1S-12           | 10545     | .5       | <b>Note:</b> Size 1S and 1BS Alligator lacing has been modified to allow for complete interchangeability. For machine applied lacing, order the corresponding 1S size. | 7S-12     | 10562    | .7              | 15S-12    | 10491    | 1.1             |           |          |  |
| 14"        | 350  | 00S-14          | 10529     | .5       | 1S-14           | 10546     | .5       |  | 7S-14     | 10563    | .9              | 15S-14    | 10579    | 1.1             |           |          |  |
| 16"        | 400  | 00S-16          | 10530     | .4       | 1S-16           | 10547     | .8       |  | 7S-16     | 10564    | 1.0             | 15S-16    | 10580    | 1.4             |           |          |  |
| 18"        | 450  | 00S-18          | 10531     | .5       | 1S-18           | 10548     | .9       |  | 7S-18     | 10565    | 1.1             | 15S-18    | 10581    | 1.5             |           |          |  |
| 20"        | 500  | 00S-20          | 10532     | .7       | 1S-20           | 10549     | 1.0      |  | 7S-20     | 10566    | 1.2             | 15S-20    | 10582    | 1.7             |           |          |  |
| 24"        | 600  | 00S-24          | 10534     | .7       | 1S-24           | 10551     | 1.1      |  | 7S-24     | 10568    | 1.4             | 15S-24    | 10584    | 2.0             |           |          |  |
| 28"        | 700  |                 |           |          |                 |           |          |  | 7S-28     | 10570    | 1.6             | 15S-28    | 10586    | 2.1             |           |          |  |
| 30"        | 750  | 00S-30          | 10537     | .8       | 1S-30           | 10554     | 1.4      |  | 7S-30     | 10571    | 1.8             | 15S-30    | 10587    | 2.5             |           |          |  |
| 36"        | 900  | 00S-36          | 10539     | 1.0      | 1S-36           | 10556     | 1.7      |  | 7S-36     | 10573    | 2.1             | 15S-36    | 10589    | 2.9             |           |          |  |
| 42"        | 1050 | 00S-42          | 10540     | 1.0      | 1S-42           | 10557     | 2.0      |  | 7S-42     | 10574    | 2.5             | 15S-42    | 10590    | 3.5             |           |          |  |
| 48"        | 1200 | 00S-48          | 10541     | 1.4      | 1S-48           | 10558     | 2.1      |  | 7S-48     | 10575    | 2.7             | 15S-48    | 10591    | 3.9             |           |          |  |
| 54"        | 1350 |                 |           |          | 1S-54           | 10559     | 3.1      |  |           |          |                 |           |          |                 |           |          |  |
| 60"        | 1500 | 00S-60          | 10543     | 1.7      | 1S-60           | 10560     | 2.8      | 7S-60  | 10577     | 3.7      | 15S-60          | 10593     | 4.8      |                 |           |          |  |
|            |      | 20S             |           |          | 25S             |           |          | 27S  |           |          | 35S             |           |          | 45S             |           |          |  |
| 12"        | 300  | 20S-12          | 10492     | 1.4      | 25S-12          | 10493     | 1.5      | 27S-12   | 10494     | 1.8      | 35S-12          | 10495     | 2.9      | 45S-12          | 10496     | 3.4      |  |
| 14"        | 350  | 20S-14          | 10595     | 1.6      | 25S-14          | 10611     | 1.8      | 27S-14   | 10627     | 2.1      | 35S-14          | 10643     | 3.4      |                 |           |          |  |
| 16"        | 400  | 20S-16          | 10596     | 1.8      | 25S-16          | 10612     | 2.0      | 27S-16   | 10628     | 2.4      | 35S-16          | 10644     | 3.9      |                 |           |          |  |
| 18"        | 450  | 20S-18          | 10597     | 2.0      | 25S-18          | 10613     | 2.2      | 27S-18   | 10629     | 2.7      | 35S-18          | 10645     | 4.2      | 45S-18          | 10661     | 5.2      |  |
| 20"        | 500  | 20S-20          | 10598     | 2.2      | 25S-20          | 10614     | 2.5      | 27S-20   | 10630     | 3.0      | 35S-20          | 10646     | 4.7      |                 |           |          |  |
| 24"        | 600  | 20S-24          | 10600     | 2.6      | 25S-24          | 10616     | 3.0      | 27S-24   | 10632     | 3.1      | 35S-24          | 10648     | 5.6      | 45S-24          | 10664     | 7.0      |  |
| 30"        | 750  | 20S-30          | 10603     | 3.3      | 25S-30          | 10619     | 3.7      | 27S-30   | 10635     | 4.5      | 35S-30          | 10651     | 7.0      | 45S-30          | 10667     | 8.2      |  |
| 36"        | 900  | 20S-36          | 10605     | 3.9      | 25S-36          | 10621     | 4.5      | 27S-36   | 10637     | 5.3      | 35S-36          | 10653     | 8.4      | 45S-36          | 10669     | 10.4     |  |
| 42"        | 1050 | 20S-42          | 10606     | 4.6      | 25S-42          | 10622     | 4.9      | 27S-42   | 10638     | 6.2      | 35S-42          | 10654     | 10.2     | 45S-42          | 10670     | 11.9     |  |
| 48"        | 1200 | 20S-48          | 10607     | 5.2      | 25S-48          | 10623     | 5.8      | 27S-48   | 10639     | 7.1      | 35S-48          | 10655     | 11.1     | 45S-48          | 10671     | 13.9     |  |
| 60"        | 1500 | 20S-60          | 10609     | 6.6      | 25S-60          | 10625     | 7.4      | 27S-60   | 10641     | 8.7      | 35S-60          | 10657     | 14.0     |                 |           |          |  |
|            |      | 55S             |           |          |                 |           |          |  |           |          |                 |           |          |                 |           |          |  |
| 18"        | 450  | 55S-18          | 10677     | 7.3      |                 |           |          |  |           |          |                 |           |          |                 |           |          |  |
| 24"        | 600  | 55S-24          | 10680     | 9.7      |                 |           |          |  |           |          |                 |           |          |                 |           |          |  |
| 30"        | 750  | 55S-30          | 10683     | 12.0     |                 |           |          |  |           |          |                 |           |          |                 |           |          |  |
| 36"        | 900  | 55S-36          | 10685     | 16.8     |                 |           |          |  |           |          |                 |           |          |                 |           |          |  |
| 48"        | 1200 | 55S-48          | 10687     | 19.2     |                 |           |          |  |           |          |                 |           |          |                 |           |          |  |

- Stock Items** (non-shaded) carried in factory inventory.
- Made To Order Items** (shaded) allow one week for production. In most cases, the next standard stock item can be adapted to meet your requirements.
- Non-Listed Items** are available. Request quote for price and delivery.

# Alligator® Conveyor Belt Lacing



## EXTRA HINGE PINS



### STEEL (H) CORRUGATED HINGE PINS – PACKAGES OF 10 PINS

| BELT WIDTH |      | ORDERING NUMBER | ITEM CODE | WT. LBS. | ORDERING NUMBER | ITEM CODE | WT. LBS. | ORDERING NUMBER | ITEM CODE | WT. LBS. | ORDERING NUMBER | ITEM CODE | WT. LBS. |
|------------|------|-----------------|-----------|----------|-----------------|-----------|----------|-----------------|-----------|----------|-----------------|-----------|----------|
| in.        | mm   | For 00          |           |          | For 1 or 7      |           |          | For 15          |           |          | For 20          |           |          |
| 6          | 150  | 00H6            | 10030     | .1       | 1&7H6           | 10031     | .1       | 15H12           | 10033     | .2       | 20H12           | 10034     | .3       |
| 12         | 300  | 00H12           | 11075     | .1       | 1&7H12          | 11092     | .1       | 15H18           | 11126     | .4       | 20H18           | 11142     | .4       |
| 18         | 450  | 00H18           | 11078     | .1       | 1&7H18          | 11095     | .2       | 15H24           | 11129     | .5       | 20H24           | 11145     | .6       |
| 24         | 600  | 00H24           | 11081     | .1       | 1&7H24          | 11098     | .2       | 15H30           | 11132     | .6       | 20H30           | 11148     | .7       |
| 30         | 750  | 00H30           | 11084     | .2       | 1&7H30          | 11101     | .3       | 15H36           | 11134     | .8       | 20H36           | 11150     | .9       |
| 36         | 900  | 00H36           | 11086     | .2       | 1&7H36          | 11103     | .3       | 15H48           | 11136     | 1.1      | 20H48           | 11152     | 1.2      |
| 48         | 1200 | 00H48           | 11088     | .2       | 1&7H48          | 11105     | .5       | 15H60           | 11138     | 1.2      | 20H60           | 11154     | 1.5      |
| 60         | 1500 | 00H60           | 11090     | .3       | 1&7H60          | 11107     | .5       |                 |           |          |                 |           |          |
|            |      | For 25 or 27    |           |          | For 35          |           |          | For 45          |           |          | For 55 or 65    |           |          |
| 12         | 300  | 25&27H12        | 10035     | .4       | 35H12           | 10037     | .6       | 45H12           | 10038     | .9       |                 |           |          |
| 18         | 450  | 25&27H18        | 11157     | .7       | 35H18           | 11187     | 1.0      | 45H24           | 11205     | 1.7      | 55&65H24        | 11220     | 2.8      |
| 24         | 600  | 25&27H24        | 11160     | .8       | 35H24           | 11190     | 1.3      | 45H36           | 11210     | 2.6      | 55&65H36        | 11225     | 4.3      |
| 30         | 750  | 25&27H30        | 11163     | 1.1      | 35H30           | 11193     | 1.5      | 45H48           | 11212     | 3.8      | 55&65H48        | 11227     | 5.6      |
| 36         | 900  | 25&27H36        | 11165     | 1.2      | 35H36           | 11195     | 1.8      | 45H60           | 11214     | 4.4      | 55&65H60        | 11229     | 7.4      |
| 48         | 1200 | 25&27H48        | 11167     | 1.8      | 35H48           | 11197     | 2.5      |                 |           |          |                 |           |          |
| 60         | 1500 | 25&27H60        | 11169     | 2.4      | 35H60           | 11199     | 3.2      |                 |           |          |                 |           |          |

### STAINLESS (SH) CORRUGATED HINGE PINS – 300 SERIES – PACKAGES OF 10 PINS

| BELT WIDTH |      | ORDERING NUMBER | ITEM CODE | WT. LBS. | ORDERING NUMBER | ITEM CODE | WT. LBS. | ORDERING NUMBER | ITEM CODE | WT. LBS. | ORDERING NUMBER | ITEM CODE | WT. LBS. |
|------------|------|-----------------|-----------|----------|-----------------|-----------|----------|-----------------|-----------|----------|-----------------|-----------|----------|
| in.        | mm   | For 00          |           |          | For 1 or 7      |           |          | For 15          |           |          | For 20          |           |          |
| 12         | 300  |                 |           |          | 1&7SH12         | 11846     | .1       | 15SH18          | 11878     | .4       |                 |           |          |
| 18         | 450  |                 |           |          | 1&7SH18         | 11849     | .2       | 15SH24          | 11881     | .5       | 20SH24          | 11906     | .5       |
| 24         | 600  | 00SH24          | 11831     | .1       | 1&7SH24         | 11852     | .2       | 15SH30          | 11884     | .7       | 20SH30          | 11909     | .7       |
| 30         | 750  |                 |           |          | 1&7SH30         | 11855     | .3       | 15SH36          | 11886     | .8       | 20SH36          | 11911     | .9       |
| 36         | 900  | 00SH36          | 11836     | .2       | 1&7SH36         | 11857     | .4       | 15SH48          | 11888     | .9       | 20SH48          | 11913     | 1.2      |
| 48         | 1200 | 00SH48          | 11838     | .2       | 1&7SH48         | 11859     | .4       | 15SH60          | 11890     | 1.0      |                 |           |          |
| 60         | 1500 | 00SH60          | 11840     | .3       | 1&7SH60         | 11861     | .5       |                 |           |          |                 |           |          |
|            |      | For 25 or 27    |           |          | For 35          |           |          | For 45          |           |          | For 55 or 65    |           |          |
| 12         | 300  | 25&27SH12       | 11925     | .4       | 35SH12          | 11950     | .7       |                 |           |          |                 |           |          |
| 18         | 450  | 25&27SH18       | 11928     | .7       | 35SH24          | 11956     | 1.2      | 45SH36          | 11982     | 2.8      | 55&65SH24       | 11998     | 2.8      |
| 24         | 600  | 25&27SH24       | 11931     | .9       | 35SH30          | 11959     | 1.6      | 45SH48          | 11984     | 4.3      |                 |           |          |
| 30         | 750  | 25&27SH30       | 11934     | 1.2      | 35SH36          | 11961     | 2.0      |                 |           |          |                 |           |          |
| 36         | 900  | 25&27SH36       | 11936     | 1.4      | 35SH48          | 11963     | 2.6      |                 |           |          |                 |           |          |
| 48         | 1200 | 25&27SH48       | 11938     | 1.7      |                 |           |          |                 |           |          |                 |           |          |
| 60         | 1500 | 25&27SH60       | 11940     | 2.0      |                 |           |          |                 |           |          |                 |           |          |

### EXTRA CLIPS

6 CLIPS PER PACKAGE

| FASTENER SIZE | ORDERING NUMBER | ITEM CODE | WT. LBS. |
|---------------|-----------------|-----------|----------|
| 1, 7          | 1 & 7 CLIP      | 13256     | .03      |
| 15, 20        | 15 & 20 CLIP    | 13250     | .03      |
| 25, 27        | 25 & 27 CLIP    | 13252     | .04      |
| 35            | 35 CLIP         | 13253     | .04      |
| 45            | 45 CLIP         | 13254     | .04      |



# Alligator<sup>®</sup> Transmission Belt Lacing

## FASTENERS

| ORDERING NUMBER | ITEM CODE | SETS /BOX | WT. LBS. | STRIP LENGTH |     |
|-----------------|-----------|-----------|----------|--------------|-----|
|                 |           |           |          | in.          | mm  |
| <b>STEEL</b>    |           |           |          |              |     |
| 00              | 10000     | 6         | .2       | 6"           | 150 |
| 1A              | 10001     | 6         | .3       | 6"           | 150 |
| 7               | 10002     | 6         | .5       | 6"           | 150 |
| 15              | 10003     | 4         | .9       | 12"          | 300 |
| 20              | 10004     | 4         | 1.2      | 12"          | 300 |
| 25D             | 10005     | 4         | 1.4      | 12"          | 300 |
| 25G             | 10007     | 8         | 2.6      | 12"          | 300 |
| 27K             | 10008     | 4         | 1.7      | 12"          | 300 |
| 27L             | 10009     | 8         | 3.2      | 12"          | 300 |
| 35N             | 10011     | 4         | 2.7      | 12"          | 300 |
| 45U             | 10012     | 4         | 3.3      | 12"          | 300 |
| 55W             | 10013     | 4         | 4.7      | 12"          | 300 |
| 65X             | 10014     | 4         | 5.8      | 12"          | 300 |

| ORDERING NUMBER             | ITEM CODE | SETS /BOX | WT. LBS. |
|-----------------------------|-----------|-----------|----------|
| <b>STAINLESS (TYPE 316)</b> |           |           |          |
| 00S                         | 10512     | 6         | .2       |
| 1AS                         | 10513     | 6         | .3       |
| 7S-TRANS                    | 10514     | 6         | .5       |
| 15S                         | 10515     | 4         | .9       |
| 20S                         | 10516     | 4         | 1.2      |
| 25DS                        | 10517     | 4         | 1.5      |
| 27KS                        | 10519     | 4         | 1.8      |
| 35NS                        | 10521     | 4         | 2.8      |
| 45US                        | 10522     | 4         | 3.4      |
| 55WS                        | 10523     | 4         | 5.0      |

## ECONOMY PACKAGES – 12" Strips

| ORDERING NUMBER | ITEM CODE | SETS /BOX | WT. LBS. |
|-----------------|-----------|-----------|----------|
| 15E             | 10020     | 10        | 3.2      |
| 20E             | 10021     | 10        | 4.2      |
| 25E             | 10022     | 10        | 4.8      |
| 27E             | 10023     | 10        | 5.8      |
| 35E             | 10024     | 10        | 8.3      |


## TRANSMISSION BELT LACING

### CARTON CONTENTS:

Fastener Sets as indicated above:  
 Sizes #00, 1 and 7 are 6" strips.  
 Sizes #15 through 65 are 12" strips.

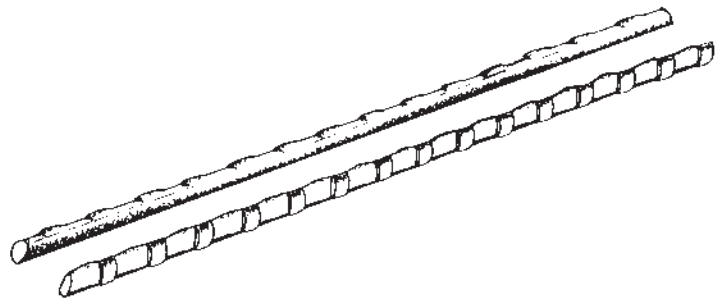
Rocker Hinge Pins (Sizes 00, 1A, 7, 00S, 1AS and 7S come with Corrugated Hinge Pins.)

1 Gauge Pin



## ROCKER HINGE PINS (EXTRA-20/PACKAGE) FOR TRANSMISSION BELT LACING

| ORDERING NUMBER   | ITEM CODE | ORDERING NUMBER        | ITEM CODE | WT. LBS. |
|-------------------|-----------|------------------------|-----------|----------|
| <b>STEEL (RH)</b> |           | <b>STAINLESS (SRH)</b> |           |          |
| 15RH12            | 12375     |                        |           | .3       |
| 20RH12            | 12376     | 20SRH12                | 12388     | .3       |
|                   |           | 25SRH12                | 12389     | .4       |
| 27RH12            | 12378     |                        |           | .5       |
| 35RH12            | 12379     |                        |           | .6       |
| 45RH12            | 12380     |                        |           | .8       |
| 55&65RH12         | 12381     |                        |           | 1.3      |




**Stock Items** (non-shaded) carried in factory inventory.

**Made To Order Items** (shaded) allow one week for production. In most cases, the next standard stock item can be adapted to meet your requirements.

**Non-Listed Items** are available. Request quote for price and delivery.





## How Alligator® Ready Set™ Staple Fasteners Work

Designed for light and medium duty synthetic carcass belting, the Alligator® Staple fastener utilizes high tensile, stainless

steel staple attachment, in conjunction with an extended plate design. This design separates the point of fastener penetration from the line of belt flexing to eliminate splice fatigue at the point of belt attachment.

Staple fasteners are furnished in strips with a bridge between each fastener plate. This strip design minimizes

the chance of individual parts dislodging into the conveyed product. The one piece design provides a stronger splice, greater resistance to impact damage, and a smoother, unrippled joint that simplifies hinge pin insertion.

Staples are hammer driven through the fastener and belt, working between the carcass fibers without severing them. The staples are then clinched cross-wise to the belt, so that belt tension does not pull against the staples to unclinch them.

| Applications   | Installation Method  | What You Need for Installation  |
|--|--|---|
| <ul style="list-style-type: none"> <li>Package and Parts Handling</li> <li>Cased Goods</li> <li>Food</li> <li>Wood</li> <li>Agricultural Products</li> </ul>   | A portable, lightweight application tool is easily carried to the job for on-site installation. The tool holds belt and fastener while staples are set with a hammer and a staple driver.  | <ul style="list-style-type: none"> <li>Fasteners</li> <li>Hinge Pin</li> <li>Installation Tool</li> <li>Staple Driver</li> <li>1 lb. Hammer</li> </ul>  |
| How to Specify the Correct Alligator® Staple Fastener  | Fastener Metal Selection   | Hinge Pin Selection   |
| <ol style="list-style-type: none"> <li>Determine Belt Tension (PIW).</li> <li>Measure your Belt Thickness.</li> <li>Measure the Diameter of the Smallest Pulley in your Drive with Belt Wrap more than 90°.</li> <li>Choose the fastener size that is appropriate for your specifications in the selection chart below.</li> </ol> | <p><b>Steel.</b> Standard fastener material.</p> <p><b>Stainless Steel.</b> Type 316 Stainless Steel provides extra resistance to abrasion, magnetic attraction, and corrosion from acids and chemicals.</p> <p>Type 430 Magnetic Stainless Steel (Sizes 62 and 125).</p> <p><b>MegAlloy®.</b> (Sizes 125 and 187) For superior resistance to wear and abrasion.</p> | <p><b>NC Nylon Covered Steel Cable</b> - for use with steel fasteners, flat or troughed belts.</p> <p><b>NCS Nylon Covered Stainless Steel Cable</b> - for applications with stainless fasteners, flat or troughed belts.</p> <p><b>SP Steel Spring Wire</b> - for use with steel fasteners in abrasive or gritty material applications, flat belts only.</p> <p><b>SS Stainless Steel Spring Wire</b> - for use with stainless fasteners, flat belts only.</p> |

### Alligator® Ready Set™ Staple Fasteners Selection Chart

| Fastener Size | Operating Tension Range |      | Belt Thickness Range |         | Min. Pulley Diameter |     | Approx. Hinge Pin Diameter |                      |
|---------------|-------------------------|------|----------------------|---------|----------------------|-----|----------------------------|----------------------|
|               | P.I.W.                  | kN/m | in.                  | mm      | in.                  | mm  | in. (nylon-steel)          | mm (nylon-steel)     |
| RS62          | 100                     | 17   | 1/16-1/8             | 1.5-3.2 | 2                    | 50  | nylon .080, steel .080     | nylon 2.0, steel 2.0 |
| RS125         | 160                     | 28   | 1/8-3/16             | 3.2-4.8 | 3                    | 75  | nylon .141, steel .141     | nylon 3.6, steel 3.6 |
| RS187         | 200                     | 35   | 3/16-1/4             | 4.8-6.4 | 4                    | 102 | nylon .203, steel .187     | nylon 5.2, steel 4.7 |



# Alligator<sup>®</sup> Ready Set<sup>™</sup> Staple Fasteners

## FASTENERS

### CARTON CONTENTS:

- 4 Fastener Sets
- 4 Hinge Pins
- Required Amount of Retaining Washers

### STEEL

| RS62 | BELT WIDTH                               |    | ORDERING NUMBER | ITEM CODE | WT. LBS. |
|------|--|----|-----------------|-----------|----------|
|      | in.                                      | mm |                 |           |          |
|      | WITH NYLON COVERED STEEL CABLE PINS (NC) |    |                 |           |          |
| 12"  | 300                                      |    | RS62J12/300NC   | 54476     | 1.3      |
| 16"  | 400                                      |    | RS62J16/400NC   | 54477     | 1.8      |
| 18"  | 450                                      |    | RS62J18/450NC   | 54478     | 2.0      |
| 20"  | 500                                      |    | RS62J20/500NC   | 54479     | 2.2      |
| 24"  | 600                                      |    | RS62J24/600NC   | 54480     | 2.7      |
| 30"  | 750                                      |    | RS62J30/750NC   | 54481     | 3.4      |
| 36"  | 900                                      |    | RS62J36/900NC   | 54482     | 4.0      |
| 42"  | 1050                                     |    | RS62J42NC       | 54485     | 4.7      |
| 48"  | 1200                                     |    | RS62J48NC       | 54483     | 5.4      |
| 60"  | 1500                                     |    | RS62J60NC       | 54484     | 6.7      |

### STAINLESS (TYPE 316)

| RS62 | BELT WIDTH                                    |    | ORDERING NUMBER | ITEM CODE | WT. LBS. |
|------|---|----|-----------------|-----------|----------|
|      | in.   | mm |                 |           |          |
|      | WITH NYLON COVERED STAINLESS CABLE PINS (NCS) |    |                 |           |          |
| 12"  | 300   |    | RS62SJ12/300SS  | 54494     | 1.3      |
| 16"  | 400   |    | RS62SJ16/400SS  | 54495     | 2.0      |
| 18"  | 450   |    | RS62SJ18/450SS  | 54496     | 2.2      |
| 20"  | 500   |    | RS62SJ20/500SS  | 54497     | 2.2      |
| 24"  | 600   |    | RS62SJ24/600SS  | 54498     | 2.7      |
| 30"  | 750   |    | RS62SJ30/750SS  | 54498     | 3.4      |
| 36"  | 900   |    | RS62SJ36/900SS  | 54499     | 4.0      |
| 42"  | 1050  |    | RS62SJ42SS      | 54503     | 4.7      |
| 48"  | 1200  |    | RS62SJ48SS      | 54500     | 5.4      |
| 60"  | 1500  |    | RS62SJ60SS      | 54501     | 6.7      |

### STEEL

| RS125 | BELT WIDTH                               |    | ORDERING NUMBER | ITEM CODE | WT. LBS. |
|-------|--|----|-----------------|-----------|----------|
|       | in.                                      | mm |                 |           |          |
|       | WITH NYLON COVERED STEEL CABLE PINS (NC) |    |                 |           |          |
| 4"    | 100                                      |    | RS125J4NC*      | 54513     | 1.6      |
| 10"   | 250                                      |    | RS125J10NC      | 54514     | 1.7      |
| 12"   | 300                                      |    | RS125J12/300NC  | 54515     | 1.9      |
| 14"   | 350                                      |    | RS125J14NC      | 54516     | 2.3      |
| 16"   | 400                                      |    | RS125J16/400NC  | 54517     | 2.5      |
| 18"   | 450                                      |    | RS125J18/450NC  | 54518     | 2.8      |
| 20"   | 500                                      |    | RS125J20/500NC  | 54519     | 3.2      |
| 24"   | 600                                      |    | RS125J24/600NC  | 54520     | 3.7      |
| 30"   | 750                                      |    | RS125J30/750NC  | 54521     | 4.5      |
| 36"   | 900                                      |    | RS125J36/900NC  | 54522     | 5.5      |
| 42"   | 1050                                     |    | RS125J42NC      | 54523     | 6.6      |
| 48"   | 1200                                     |    | RS125J48NC      | 54524     | 7.4      |
| 60"   | 1500                                     |    | RS125J60NC      | 54525     | 9.3      |

### STAINLESS (TYPE 316)

| RS125 | BELT WIDTH                                    |    | ORDERING NUMBER | ITEM CODE | WT. LBS. |
|-------|---|----|-----------------|-----------|----------|
|       | in.   | mm |                 |           |          |
|       | WITH NYLON COVERED STAINLESS CABLE PINS (NCS) |    |                 |           |          |
| 12"   | 300   |    | RS125SJ12/300SS | 54537     | 1.9      |
| 14"   | 350   |    | RS125SJ14SS     | 54538     | 2.5      |
| 16"   | 400   |    | RS125SJ16/400SS | 54539     | 2.8      |
| 18"   | 450   |    | RS125SJ18/450SS | 54540     | 3.0      |
| 20"   | 500   |    | RS125SJ20/500SS | 54541     | 3.5      |
| 24"   | 600   |    | RS125SJ24/600SS | 54542     | 3.9      |
| 30"   | 750   |    | RS125SJ30/750SS | 54543     | 4.9      |
| 36"   | 900   |    | RS125SJ36/900SS | 54544     | 5.9      |
| 42"   | 1050  |    | RS125SJ42SS     | 54547     | 7.1      |
| 48"   | 1200  |    | RS125SJ48SS     | 54545     | 8.0      |
| 60"   | 1500  |    | RS125SJ60SS     | 54546     | 10.1     |

\*10 Sets per Box

### STEEL

| RS187 | BELT WIDTH                               |    | ORDERING NUMBER | ITEM CODE | WT. LBS. |
|-------|--|----|-----------------|-----------|----------|
|       | in.                                      | mm |                 |           |          |
|       | WITH NYLON COVERED STEEL CABLE PINS (NC) |    |                 |           |          |
| 4"    | 100                                      |    | RS187J4NC*      | 54587     | 2.3      |
| 12"   | 300                                      |    | RS187J12/300NC  | 54588     | 2.6      |
| 16"   | 400                                      |    | RS187J16/400NC  | 54589     | 3.7      |
| 18"   | 450                                      |    | RS187J18/450NC  | 54590     | 4.1      |
| 20"   | 500                                      |    | RS187J20/500NC  | 54591     | 4.8      |
| 24"   | 600                                      |    | RS187J24/600NC  | 54592     | 5.5      |
| 30"   | 750                                      |    | RS187J30/750NC  | 54593     | 6.8      |
| 36"   | 900                                      |    | RS187J36/900NC  | 54594     | 8.1      |
| 42"   | 1050                                     |    | RS187J42NC      | 54595     | 9.5      |
| 48"   | 1200                                     |    | RS187J48NC      | 54596     | 9.9      |
| 60"   | 1500                                     |    | RS187J60NC      | 54597     | 11.9     |

### STAINLESS (TYPE 316)

| RS187 | BELT WIDTH                                    |    | ORDERING NUMBER | ITEM CODE | WT. LBS. |
|-------|---|----|-----------------|-----------|----------|
|       | in.   | mm |                 |           |          |
|       | WITH NYLON COVERED STAINLESS CABLE PINS (NCS) |    |                 |           |          |
| 12"   | 300   |    | RS187SJ12/300SS | 54765     | 3.4      |
| 16"   | 400   |    | RS187SJ16/400SS | 54613     | 4.0      |
| 18"   | 450   |    | RS187SJ18/450SS | 54606     | 4.5      |
| 20"   | 500   |    | RS187SJ20/500SS | 54624     | 5.1      |
| 24"   | 600   |    | RS187SJ24/600SS | 54607     | 5.9      |
| 30"   | 750   |    | RS187SJ30/750SS | 54608     | 7.6      |
| 36"   | 900   |    | RS187SJ36/900SS | 54609     | 8.9      |
| 42"   | 1050  |    | RS187SJ42SS     | 54610     | 9.7      |
| 48"   | 1200  |    | RS187SJ48SS     | 54611     | 11.8     |
| 60"   | 1500  |    | RS187SJ60SS     | 54612     | 13.8     |

\*10 Sets per Box

PLEASE NOTE: 310 Alligator Staple is no longer available.

## MAGNETIC STAINLESS (TYPE 430)

| ORDERING NUMBER | ITEM CODE | WT. LBS. |
|-----------------|-----------|----------|
| RS62MJ24/600MS  | 54473     | 2.7      |
| RS125MJ24/600MS | 54566     | 3.8      |

NOTE: Plate, Staples, and Hinge Pins are all Magnetic Stainless Steel.

### STAPLE LENGTHS

RS62 = .37" ( 9.4 mm)  
 RS125 = .45" ( 11.4 mm)  
 RS187 = .52" ( 13.2 mm)

Stock Items (non-shaded) carried in factory inventory.

Made To Order Items (shaded) allow one week for production. In most cases, the next standard stock item can be adapted to meet your requirements.

Non-Listed Items are available. Request quote for price and delivery.

# Alligator<sup>®</sup> Ready Set<sup>™</sup> Staple Fasteners



## HINGE PINS (EXTRA)


PACKAGES OF 10 PINS

|                | COIL LENGTH   |    | ORDERING NUMBER                   | ITEM CODE                               | WT. LBS. | ORDERING NUMBER                        | ITEM CODE                     | WT. LBS. | BELT WIDTH |  | ORDERING NUMBER                | ITEM CODE | WT. LBS. | ORDERING NUMBER                               | ITEM CODE | WT. LBS. |  |
|----------------|---|----|-----------------------------------|---|----------|--|-------------------------------|----------|------------|--|--------------------------------|-----------|----------|---|-----------|----------|--|
|                | Foot  | M  | NC62<br>NYLON COVERED STEEL CABLE |   |          | NCS62<br>NYLON COVERED STAINLESS CABLE |                               |          | in.        | mm   | SP62<br>STEEL SPRING WIRE PINS |           |          | SS62<br>300 SERIES STAINLESS SPRING WIRE PINS |           |          |  |
| <b>For 62</b>  | 10'   | 3  | NC62-X                            | 54002                                   | .1       | NCS62-X                                | 54005                         | .1       | 12"        | 300  | SP62-12/300                    | 54111     | .2       | SS62-12/300                                   | 54148     | .2       |  |
|                | 100'  | 30 | NC62-C                            | 54003                                   | 1.0      | NCS62-C                                | 54006                         | 1.0      | 16"        | 400  | SP62-16/400                    | 54112     | .3       | SS62-16/400                                   | 54149     | .3       |  |
|                | NC AND NCS PIN MATERIAL IS OFFERED IN 10 FOOT (3 METER) COILS ("X") OR 100 FOOT (30 METER) REELS ("C"). |    |                                   |   |          |  |                               |          |            |  |                                |           |          |   |           |          |  |
|                |   |    |                                   |   |          |  |                               |          |            |  |                                |           |          |   |           |          |  |
|                |   |    |                                   |   |          |  |                               |          |            |  |                                |           |          |   |           |          |  |
|                |   |    |                                   |   |          |  |                               |          |            |  |                                |           |          |   |           |          |  |
|                |   |    |                                   |   |          |  |                               |          |            |  |                                |           |          |   |           |          |  |
|                |   |    |                                   |   |          |  |                               |          |            |  |                                |           |          |   |           |          |  |
|                |   |    |                                   |   |          |  |                               |          |            |  |                                |           |          |   |           |          |  |
|                |   |    |                                   |   |          |  |                               |          |            |  |                                |           |          |   |           |          |  |
| <b>For 125</b> | NC1<br>NYLON COVERED STEEL CABLE  |    |                                   | NCS1<br>NYLON COVERED STAINLESS CABLE   |          |  | SP1<br>STEEL SPRING WIRE PINS |          |            | SS1<br>300 SERIES STAINLESS SPRING WIRE PINS |                                |           |          |   |           |          |  |
|                | 10'   | 3  | NC1-X                             | 50661                                   | .2       | NCS1-X                                 | 50665                         | .2       | 16"        | 400  | SP1-16/400                     | 50173     | .6       | SS1-16/400                                    | 50413     | .6       |  |
|                | 100'  | 30 | NC1-C                             | 50662                                   | 1.7      | NCS1-C                                 | 50666                         | 1.7      | 18"        | 450  | SP1-18/450                     | 50174     | .7       | SS1-18/450                                    | 50414     | .7       |  |
|                |   |    |                                   |   |          |  |                               |          |            |  |                                |           |          |   |           |          |  |
|                |   |    |                                   |   |          |  |                               |          |            |  |                                |           |          |   |           |          |  |
|                |   |    |                                   |   |          |  |                               |          |            |  |                                |           |          |   |           |          |  |
|                |   |    |                                   |   |          |  |                               |          |            |  |                                |           |          |   |           |          |  |
|                |   |    |                                   |   |          |  |                               |          |            |  |                                |           |          |   |           |          |  |
|                |   |    |                                   |   |          |  |                               |          |            |  |                                |           |          |   |           |          |  |
|                |   |    |                                   |   |          |  |                               |          |            |  |                                |           |          |   |           |          |  |
| <b>For 187</b> | NC187<br>NYLON COVERED STEEL CABLE  |    |                                   | NCS187<br>NYLON COVERED STAINLESS CABLE |          |  | SP2<br>STEEL SPRING WIRE PINS |          |            | SS2<br>300 SERIES STAINLESS SPRING WIRE PINS |                                |           |          |   |           |          |  |
|                | 10'   | 3  | NC187-X                           | 50669                                   | .2       | NCS187-X                               | 50673                         | .2       | 18"        | 450  | SP2-18/450                     | 50426     | 1.3      | SS2-18/450                                    | 50439     | 1.3      |  |
|                | 100'  | 30 | NC187-C                           | 50670                                   | 4.8      | NCS187-C                               | 50674                         | 4.8      | 20"        | 500  | SP2-20                         | 50427     | 1.4      | SS2-20  | 50440     | 1.4      |  |
|                |   |    |                                   |   |          |  |                               |          |            |  |                                |           |          |   |           |          |  |
|                |   |    |                                   |   |          |  |                               |          |            |  |                                |           |          |   |           |          |  |
|                |   |    |                                   |   |          |  |                               |          |            |  |                                |           |          |   |           |          |  |
|                |   |    |                                   |   |          |  |                               |          |            |  |                                |           |          |   |           |          |  |
|                |   |    |                                   |   |          |  |                               |          |            |  |                                |           |          |   |           |          |  |
|                |   |    |                                   |   |          |  |                               |          |            |  |                                |           |          |   |           |          |  |
|                |   |    |                                   |   |          |  |                               |          |            |  |                                |           |          |   |           |          |  |

### COMPLETE TOOL KITS

Each kit includes an Installation Tool, Staple Setting Plate, Belt Skiver, Belt Nippers, and a 1 lb. Hammer. Packaged in a durable plastic tool box.

| ORDERING NUMBER | ITEM CODE | WT. LBS. | DESCRIPTION          |
|-----------------|-----------|----------|----------------------|
| RSTK4-6         | 54634     | 20.5     | 6" Installation Kit  |
| RSTK4-12        | 54635     | 27.7     | 12" Installation Kit |
| 50009           | 50009     | 5.4      | Extra Tool Box       |



### INTRODUCTORY KIT

Each kit includes: 1 RSC187-4 Application Tool, four Joints, RS125-18 Staple Fasteners, and six feet Nylon-covered Hinge Pin (NC) material.

| ORDERING NUMBER | ITEM CODE | WT. LBS. |
|-----------------|-----------|----------|
| RSAS-1          | 54633     | 7.5      |



# Alligator® Ready Set™ Staple Fasteners

## INSTALLATION TOOLS

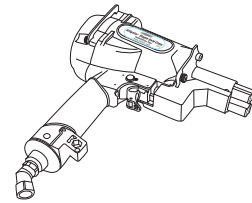
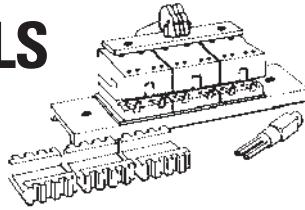
### ALLIGATOR® RSC187

(For sizes no. 62, No. 125, and no. 187)

Includes Tool Box and Staple Driver

| ORDERING NUMBER | ITEM CODE | WT. LBS. |
|-----------------|-----------|----------|
| RSC187          | 54626     | 1.3      |
| RSC187-4        | 54627     | 4.0      |
| RSC187-6        | 54628     | 5.6      |
| RSC187-12       | 54629     | 12.8     |
| RSC187-24       | 54631     | 20.0     |

**NOTE:** To upgrade your old C187 installation tool for use with Ready Set staple fasteners, exchange the green guide block(s) with the yellow (Ready Set) guide block(s) (ST5-5, Item Code 50016).



### ALLIGATOR® GOLD CLASS POWER DRIVER

| DESCRIPTION  | ORDERING NUMBER | ITEM CODE | WT. LBS. |
|--------------|-----------------|-----------|----------|
| Power Driver | RS-GOLD-DRIVER  | 55541     | 14.0     |

#### INITIAL DRIVE BASE

|                        |                    |       |      |
|------------------------|--------------------|-------|------|
| 6" Initial Drive Base  | RS-GOLD-INITIAL-6  | 55542 | 10.0 |
| 12" Initial Drive Base | RS-GOLD-INITIAL-12 | 55543 | 15.0 |
| 24" Initial Drive Base | RS-GOLD-INITIAL-24 | 55544 | 20.0 |
| 36" Initial Drive Base | RS-GOLD-INITIAL-36 | 55548 | 25.0 |
| 48" Initial Drive Base | RS-GOLD-INITIAL-48 | 55551 | 30.0 |

#### FINAL SET DRIVE BASE

|                          |                  |       |      |
|--------------------------|------------------|-------|------|
| 6" Final Set Drive Base  | RS-GOLD-FINAL-6  | 55545 | 12.0 |
| 12" Final Set Drive Base | RS-GOLD-FINAL-12 | 55546 | 17.0 |
| 24" Final Set Drive Base | RS-GOLD-FINAL-24 | 55547 | 22.0 |
| 36" Final Set Drive Base | RS-GOLD-FINAL-36 | 55549 | 27.0 |
| 48" Final Set Drive Base | RS-GOLD-FINAL-48 | 55552 | 32.0 |

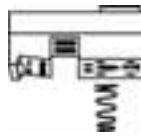
#### REPLACEMENT PARTS

|                             |        |       |     |
|-----------------------------|--------|-------|-----|
| Guide Block                 | ST7-5  | 55554 | 8.4 |
| Punch                       | ST7-9  | 55555 | 7.4 |
| Wear Plate (Final Set Base) | ST7-29 | 55556 | 2.3 |
| Regulator Hose Assembly     | ST7-34 | 55561 | .5  |
| Safety Guard                | ST7-35 | 55562 | .1  |

### READY SET STAPLE GUIDE BLOCK

(Includes Cam Lever Spring)

| ORDERING NUMBER | ITEM CODE | WT. LBS. |
|-----------------|-----------|----------|
| ST5-5           | 50016     | .2       |



### ALLIGATOR® QUAD STAPLE DRIVER

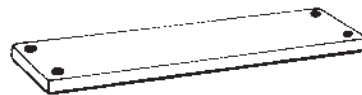
(DRIVES FOUR STAPLES AT ONE TIME)

| ORDERING NUMBER | ITEM CODE | WT. LBS. |
|-----------------|-----------|----------|
| ST6-9           | 50201     | .5       |



### STAPLE SETTING PLATE

| ORDERING NUMBER | ITEM CODE | WT. LBS. |
|-----------------|-----------|----------|
| ST-28           | 50249     | 5.0      |



12" x 3"

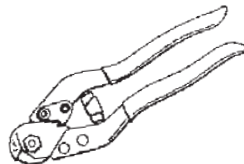
### HINGE PIN RETAINING WASHERS-316SS

| FOR FASTENER NUMBER | ORDERING NUMBER | ITEM CODE | WT. LBS. | INSIDE DIAMETER |
|---------------------|-----------------|-----------|----------|-----------------|
| 62                  | 62-RET-50       | 54030     | .1       | 1/4"            |
| 125                 | 125-RET-50      | 50053     | .1       | 5/16"           |
| 187                 | 187-RET-50      | 50075     | .1       | 5/8"            |



### ALLIGATOR® HINGE PIN CUTTER

| ORDERING NUMBER | ITEM CODE | WT. LBS. |
|-----------------|-----------|----------|
| APC-1           | 50004     | .5       |



### HINGE PIN BENDER

(For use with spring wire pins)

| ORDERING NUMBER | ITEM CODE | WT. LBS. |
|-----------------|-----------|----------|
| PB1             | 50077     | .4       |



### BELT NIPPERS

| ORDERING NUMBER | ITEM CODE | WT. LBS. |
|-----------------|-----------|----------|
| BN-1            | 50003     | .8       |




### ROUGH-TOP BELT SKIVER

| DESCRIPTION/ ORDERING NUMBER | ITEM CODE | WT. LBS. |
|------------------------------|-----------|----------|
| RTBS Rough Top Skiver        | 03239     | .3       |



### ALLIGATOR® BELT GRINDER

| ORDERING NUMBER | ITEM CODE | WT. LBS. |
|-----------------|-----------|----------|
| RB-1            | 30867     | .7       |



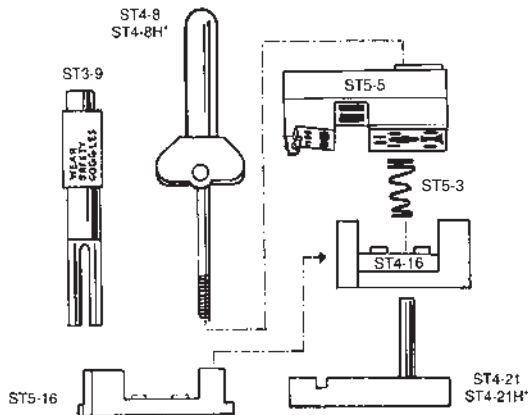


## REPLACEMENT PARTS

### FOR RSC187

| DESCRIPTION                                     | ORDERING NUMBER | ITEM CODE | WT. LBS. |
|---|-----------------|-----------|----------|
| Cam Lever Spring                                | ST5-3           | 50015     | .1       |
| Staple Driver                                   | ST3-9           | 50200     | .3       |
| Mounting Bolt                                   | ST3-13          | 50226     | .1       |
| Cam Locating Pin                                | ST3-14          | 50227     | .1       |
| Clamp Bar*                                      | ST3-15-6        | 50231     | .1       |
| Anvil with Dowel Pins (Short)*                  | ST4-21          | 50238     | .7       |
| Anvil with Dowel Pins (Long)*                   | ST4-21H         | 50239     | .7       |
| ReadySet Staple Guide Block for RSC187 (yellow) | ST5-5           | 50016     | .2       |
| Cam Lever Assembly (Short)                      | ST4-8           | 50243     | .3       |
| Cam Lever Assembly (Long)*                      | ST4-8H          | 50244     | .3       |
| Comb 125/187 (Green)                            | ST4-16          | 50248     | .3       |
| Comb 62/125 (Yellow)                            | ST5-16          | 54010     | .3       |

\*NOTE: ST3-15-6 Clamp Bar, ST4-21H Anvil with Dowel Pins (Long) and ST4-8H Cam Lever Assembly (Long) are for multiple stage C187 tools that are six (6) inches or longer. For single stage C187 tools, order ST4-21 Anvil with Dowel Pins (Short) and the ST4-8 Cam Lever Assembly (Short).



## MEGALLOY® STAPLE FASTENERS

### MEGALLOY® FASTENERS

(Includes 16-6" fastener strips with staples.)

Hinge pins not included)

| ORDERING NUMBER | ITEM CODE | WEIGHT LBS. |
|-----------------|-----------|-------------|
| 125MA           | 50270     | 1.9         |
| 187MA           | 50272     | 2.6         |

### INSTALLATION TOOLS STAPLE DISPENSER

| ORDERING NUMBER | ITEM CODE | WT. LBS. | FOR SIZE  |
|-----------------|-----------|----------|-----------|
| C150            | 50025     | 1.3      | 125 & 187 |

### EXTRA STAPLES FOR MEGALLOY® FASTENERS

| FOR FASTENER NUMBER | ORDERING NUMBER | ITEM CODE | BOX QTY. | WEIGHT LBS. |
|---------------------|-----------------|-----------|----------|-------------|
| 125                 | S125            | 50144     | 990      | .9          |
| 187                 | S187            | 50146     | 990      | 1.0         |

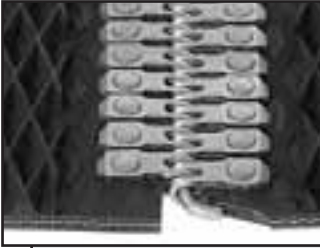
### REPLACEMENT PARTS FOR ALLIGATOR® C187 INSTALLATION TOOL

| DESCRIPTION                | ORDERING NUMBER | ITEM CODE | WT. LBS. |
|----------------------------|-----------------|-----------|----------|
| Cam Lever Spring           | ST3-3           | 50188     | .1       |
| Staple Guide Block -Green* | ST4-5           | 50240     | .2       |

\* For MegAlloy® only.

**NOTE:** When ordering MegAlloy® Fasteners or bulk ordering lacing with special staple lengths, you must use a green guide block (ST4-5, #50240) with your installation tool. When using loose staples you can order a staple dispenser to speed your installation of this product.

- Stock Items** (non-shaded) carried in factory inventory.
- Made To Order Items** (shaded) allow one week for production. In most cases, the next standard stock item can be adapted to meet your requirements.
- Non-Listed Items** are available. Request quote for price and delivery.



## How Alligator® Rivet Fasteners Work

The Alligator® Rivet Fastener system uses the self-setting rivet technology that Flexco developed for the underground mining

market. Because the rivets are self-setting, fasteners are installed quickly from the top side of the belt. Rivets are driven through the fastener plates and the belt, passing between the carcass fibers. The specially-shaped head of each pilot nail works in conjunction with the application tool's anvil plate to set the rivets.

The patented rivets work between the carcass fibers, without severing them, leaving the entire belt carcass intact. The fasteners and rivets of this system are constructed from durable, abrasion-resistant stainless steel for long life.

| Applications   | Installation Method  | What You Need for Installation   |
|--|--|--|
| Hay Baling   | Fasteners are installed in one simple procedure with self-setting rivets, using a portable fixture and hammer. | <ul style="list-style-type: none"> <li>• Fasteners</li> <li>• Rivets</li> <li>• Hinge Pin</li> <li>• Installation Tool</li> <li>• 1 lb. Hammer</li> </ul>        |
| How to Specify the Correct Alligator® Rivet Fastener                       | Fastener Metal Selection   | Hinge Pin Selection  |
| Fits most round hay balers. Contact Customer Service for more information. | <b>Stainless Steel.</b><br>Type 300 Series Stainless Steel.  | <b>Steel Corrugated</b> - the standard metal pin. Corrugations retain pin within the splice.<br><b>Stainless Steel Spring Wire</b> - resists wear and corrosion. |

### Alligator® Rivet Fastener Selection Chart

| Operating Tension Range |      | Belt Thickness Range |         | Pulley Diameter |    | Approx. Hinge Pin Diameter |     |
|-------------------------|------|----------------------|---------|-----------------|----|----------------------------|-----|
| P.I.W.                  | kN/m | in.                  | mm      | in.             | mm | in.                        | mm  |
| 300                     | 52   | 1/8-7/32             | 3.2-5.6 | 3-1/2           | 88 | .140                       | 3.6 |

# Alligator® Rivet Fasteners

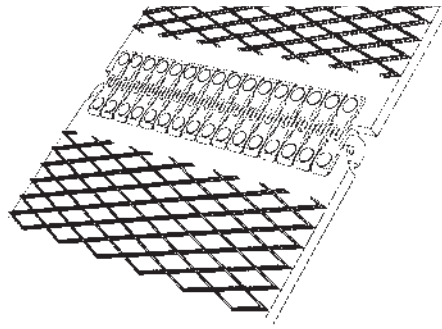


## FASTENERS

### (300 SERIES STAINLESS PLATES)

Sold only in case quantities. 10 Packs/case, 10 pack minimum

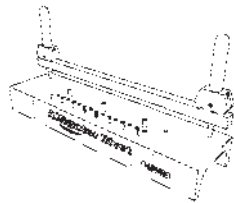
| BELT WIDTH                                       |     | ORDERING NUMBER                               | ITEM CODE | UNIT OF MEASURE |
|--|-----|---|-----------|-----------------|
| in.  | mm  | WITH STEEL CORRUGATED HEAT-TREATED HINGE PINS |           |                 |
| 4  | 100 | ARJ4/100                                      | 15000     | Package         |
| 6  | 150 | ARJ6/150                                      | 14983     | Package         |
| 7  | 175 | ARJ7/175                                      | 15001     | Package         |
| 10   | 250 | ARJ10/250                                     | 15002     | Package         |
| 14   | 350 | ARJ14/350                                     | 15003     | Package         |
| WITH 300 SERIES STAINLESS SPRING WIRE HINGE PINS |     |   |           |                 |
| 6  | 150 | ARJ6/150SSI                                   | 14995     | Package         |



**NOTE:** Each package includes fasteners, rivets and hinge pins for 2 complete splices.

### HAND APPLICATOR TOOL

| DESCRIPTION                    | ORDERING NUMBER | ITEM CODE | WT. LBS. |
|--------------------------------|-----------------|-----------|----------|
| 7" (175 mm) Installation Tool  | ART-7           | 15004     | 6.9      |
| 14" (350 mm) Installation Tool | ART-14          | 15005     | 10.1     |



### MULTIPLE RIVET INSTALLATION TOOL

Includes tool with guide block, pneumatic punch and hand punch

| DESCRIPTION                   | ORDERING NUMBER | ITEM CODE | WT. LBS. |
|-------------------------------|-----------------|-----------|----------|
| 7" (175 mm) Installation Kit  | MART-7          | 15025     | 9.1      |
| 14" (350 mm) Installation Kit | MART-14         | 15026     | 12.4     |
| <b>REPLACEMENT PARTS</b>      |                 |           |          |
| Pneumatic Punch               | AR1P            | 15027     | .2       |

**NOTE:** When using the pneumatic punch, air pressure not to exceed 85 psi.

### COMPLETE TOOL KITS - HAND APPLICATOR TOOL

Each kit includes an Installation Tool, Belt Hand Skiver, 1 lb. Hammer, Pin Bender and 2 packages of Alligator Rivet Fasteners. Packaged in a durable plastic tool box.

| DESCRIPTION                   | ORDERING NUMBER | ITEM CODE | WT. LBS. |
|-------------------------------|-----------------|-----------|----------|
| 7" (175 mm) Installation Kit  | ARTK-7          | 15006     | 14.5     |
| 14" (350 mm) Installation Kit | ARTK-14         | 15015     | 18.5     |

### COMPLETE TOOL KITS - MULTIPLE RIVET INSTALLATION TOOL

Each kit includes a multiple rivet installation tool, guide block with screws, two pneumatic punches, hand punch and air hammer. Packaged in a durable plastic tool box.

| DESCRIPTION                   | ORDERING NUMBER | ITEM CODE | WT. LBS. |
|-------------------------------|-----------------|-----------|----------|
| 7" (175 mm) Installation Kit  | MARTK-7         | 15032     | 16.5     |
| 14" (350 mm) Installation Kit | MARTK-14        | 15033     | 19.7     |

**NOTE:** When using the pneumatic punch, air pressure not to exceed 85 psi.

### REPLACEMENT HINGE PINS

| BELT WIDTH |     | ORDERING NUMBER                                    | ITEM CODE | QTY. PKG. | NUMBER   | ITEM CODE | QTY. PKG. |
|------------|-----|--|-----------|-----------|--|-----------|-----------|
| in.        | mm  | ARSH<br>STEEL CORRUGATED<br>HEAT-TREATED HINGE PIN |           |           | ARSS1<br>300 SERIES STAINLESS<br>SPRING WIRE PIN |           |           |
| 4"         | 100 | ARSH4/100  | 14990     | 9         | ARSS1-4/100                                      | 15007     | 9         |
| 6"         | 150 | ARSH6/150  | 14991     | 8         | ARSS1-6/150                                      | 15017     | 8         |
| 7"         | 175 | ARSH7/175  | 14992     | 8         | ARSS1-7/175                                      | 15008     | 8         |
| 10"        | 250 | ARSH10/250   | 14993     | 4         | ARSS1-10/250                                     | 15009     | 4         |
| 14"        | 350 | ARSH14/350   | 14994     | 4         | ARSS1-14/350                                     | 15010     | 4         |

**NOTE:** For nylon covered hinge pins, NC1 or NCS1, see page 32.


### EXTRA RIVETS (TYPE 430)

| DESCRIPTION | ORDERING NUMBER | ITEM CODE |
|-------------|-----------------|-----------|
| 15/PKG.     | AR3-15          | 15011     |



### ALLIGATOR® BELT GRINDER

| ORDERING NUMBER | ITEM CODE | WT. LBS. |
|-----------------|-----------|----------|
| RB-1            | 30867     | .7       |



**Stock Items** (non-shaded) carried in factory inventory.

**Made To Order Items** (shaded) allow one week for production. In most cases, the next standard stock item can be adapted to meet your requirements.

**Non-Listed Items** are available. Request quote for price and delivery.



ARSS1



ARSH

### REPLACEMENT PARTS

| DESCRIPTION                  | ORDERING NUMBER | ITEM CODE | WT. LBS. |
|------------------------------|-----------------|-----------|----------|
| Punch                        | AR1P            | 15027     | .20      |
| Guide Block 7"               | MARGB-7         | 15028     | 1.0      |
| Guide Block 14"              | MARGB-14        | 15029     | 1.6      |
| Cam Lever Assembly           | ART7-7          | 15012     | .1       |
| Cam Lever Spring             | ST5-3           | 50015     | .1       |
| Clamp Bar 7"                 | ART7-5          | 15013     | .8       |
| Clamp Bar 14"                | ART14-15        | 15014     | 1.3      |
| Guide Block Post             | MART-GBPW/S     | 15031     | .1       |
| Guide Block Knob             | MART-GBK        | 15030     | .3       |
| Felt Washers (2 per Package) | MART-GBFW       | 15035     | .1       |



## How Alligator® Non-Metallic Fasteners Work

Alligator® Non-Metallic Fasteners are made up of two distinct product lines, the Alligator® Plastic Rivet System and the Alligator® Spiral Lace Fastener System.

molded into the top plates of the fasteners. These rivets pass through pre-punched holes and are formed over through our Spin-Set™ technology, compressing the fastener plates and finishing the splice.

The **Alligator® Plastic Rivet Fasteners** were developed to bring the many advantages of mechanical belt fasteners to those applications where metal belt fasteners could not be used. They are external, cover-mounted fasteners employing a one-piece, integrated design with rivets

The **Alligator® Spiral Lace Fastener** system was designed for small pulley, low-profile applications. The fastener is constructed of polyester webbing, spirals, and hinge pins. Peek is also available for high heat applications. It is installed by either insertion between the plies, ply stepping, or finger splicing.

| Applications  | Installation Method  |  | What You Need for Installation  |  |
|---|--|--|---|--|
| <ul style="list-style-type: none"> <li>• Baggage Handling</li> <li>• Food Processing</li> <li>• X-Ray Equipment</li> <li>• Pharmaceutical</li> </ul>  | <b>Alligator® Plastic Rivet</b><br>Pass through pre-punched holes and are Spin-Set™, compressing the fastener plates and finishing the splice. | <b>Alligator® Spiral Lace</b> <ul style="list-style-type: none"> <li>• Ply Insertion</li> <li>• Ply Stepping</li> <li>• Finger Splice</li> </ul> | <b>Alligator® Plastic Rivet</b> <ul style="list-style-type: none"> <li>• Fasteners</li> <li>• Hinge Pin</li> <li>• Belt Punch</li> <li>• Templet</li> <li>• Curling Bit</li> <li>• Comb Assembly</li> <li>• MDT-1</li> <li>• Installation Tool</li> </ul> | <b>Alligator® Spiral Lace</b> <ul style="list-style-type: none"> <li>• Spiral Lace</li> <li>• Hinge Pin</li> <li>• Adhesive Enhancer</li> <li>• Film</li> <li>• Vulcanizing Press</li> </ul> |
|   | <b>Fastener Metal Selection</b>  |  | <b>Hinge Pin Selection</b>  |  |
| <b>How to Specify the Correct Alligator® Non-Metallic Fastener</b> <ol style="list-style-type: none"> <li>1. Determine Belt Tension (PIW).</li> <li>2. Measure your Belt Thickness.</li> <li>3. Measure the Diameter of the Smallest Pulley in your Drive with Belt Wrap more than 90°.</li> <li>4. Choose the fastener size that is appropriate for your specifications in the selection chart below.</li> </ol> | <b>Alligator® Plastic Rivet</b><br><b>Nylon.</b>   | <b>Alligator® Spiral Lace</b><br><b>Polyester.</b><br>Peek.<br>For high heat applications.   | <b>Alligator® Plastic Rivet</b><br><b>Nylon.</b>  | <b>Alligator® Spiral Lace</b><br><b>Polyester.</b><br><b>Peek.</b>   |

### Alligator® Plastic Rivet Fastener Selection Chart

| Fastener Size | For Belts With Mechanical Fastener Ratings Up To: |      | Belt Thickness Range |             | Recommended Min. Pulley Diameter |    | Approx. Hinge Pin Diameter |     |
|---------------|---|------|----------------------|-------------|----------------------------------|----|----------------------------|-----|
|               | P.I.W.  | kN/m | in.                  | mm          | in.                              | mm | in.                        | mm  |
| APF-100       | 40  | 7    | Up thru 3/32         | Up thru 2.4 | 1-1/2                            | 38 | .096                       | 2.5 |
| APF-150       | 65  | 11   | 1/16-1/8             | 1.6-3.2     | 3                                | 75 | .136                       | 3.5 |

### Alligator® Spiral Lace Fastener Selection Chart

| Fastener Size | Approx. Belt Thickness Range |           | Min. Pulley/Nose Bar |      | Approx. Operating Tension |      | Max. Operating Temperature |           | Approx. Pin Dia. |     |
|---------------|------------------------------|-----------|----------------------|------|---------------------------|------|----------------------------|-----------|------------------|-----|
|               | in.                          | mm        | in.                  | mm   | P.I.W.                    | kN/m | Degrees F                  | Degrees C | in.              | mm  |
| ASL60         | 1/32-1/8                     | .8-3.2    | 1/2                  | 12.7 | 50                        | 8.7  | 300                        | 150       | .035             | .9  |
| ASL90         | 1/8-3/16                     | 3.2-4.6   | 5/8                  | 15.3 | 50                        | 8.7  | 300                        | 150       | .047             | 1.2 |
| ASL80H        | Up to 1/4                    | Up to 6.4 | n/a                  | n/a  | 50                        | 8.7  | 392                        | 200       | .047             | 1.2 |



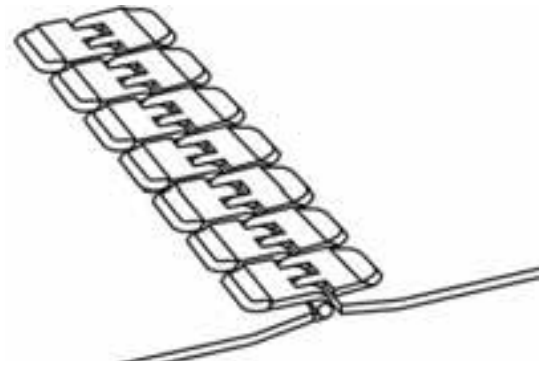
# Alligator® Non-Metallic Fasteners



## PLASTIC RIVET

**FASTENERS** Includes Fasteners & Hinge Pin to make one splice

|     | BELT WIDTH |      | DESCRIPTION | ORDERING NUMBER | ITEM CODE | WT. LBS. |
|-----|------------|------|-------------|-----------------|-----------|----------|
|     | in.        | mm   |             |                 |           |          |
| 100 | 24         | 600  | White       | APF100W-50      | 80013     | 0.44     |
|     | 48         | 1200 | White       | APF100W-100     | 80014     | 0.63     |
|     | 24         | 600  | Black       | APF100B-50      | 80017     | 0.44     |
|     | 48         | 1200 | Black       | APF100B-100     | 80018     | 0.63     |
|     | 24         | 600  | Blue        | APF100BLUE-50   | 80023     | 0.44     |
|     | 48         | 1200 | Blue        | APF100BLUE-100  | 80024     | 0.63     |
| 150 | 24         | 600  | White       | APF150W-50      | 80011     | 0.56     |
|     | 48         | 1200 | White       | APF150W-100     | 80012     | 1.00     |
|     | 24         | 600  | Black       | APF150B-50      | 80015     | 0.56     |
|     | 48         | 1200 | Black       | APF150B-100     | 80016     | 1.00     |
|     | 24         | 600  | Blue        | APF150BLUE-50   | 80026     | 0.56     |
|     | 48         | 1200 | Blue        | APF150BLUE-100  | 80027     | 1.00     |



## BULK FASTENERS

Recloseable plastic pail contains 500 fasteners - no Hinge Pins.

| DESCRIPTION | ORDERING NUMBER | ITEM CODE | WT. LBS. |
|-------------|-----------------|-----------|----------|
| White       | APF100W-500     | 80019     | 1.35     |
| Black       | APF100B-500     | 80021     | 1.35     |
| Blue        | APF100BLUE-500  | 80025     | 1.35     |
| White       | APF150W-500     | 80020     | 2.14     |
| Black       | APF150B-500     | 80022     | 2.14     |
| Blue        | APF150BLUE-500  | 80028     | 2.14     |



BULK FASTENERS

## HINGE PINS

| FASTENER SIZE | LENGTH |       | ORDERING NUMBER | ITEM CODE | WT. LBS. |
|---------------|--------|-------|-----------------|-----------|----------|
|               | Foot   | Meter |                 |           |          |
| APF100        | 10     | 3     | NL250-X         | 80203     | 0.22     |
| APF100        | 100    | 30    | NL250-C         | 80204     | 2.20     |
| APF150        | 10     | 3     | NL350-X         | 80201     | 0.08     |
| APF150        | 100    | 30    | NL350-C         | 80202     | 0.80     |

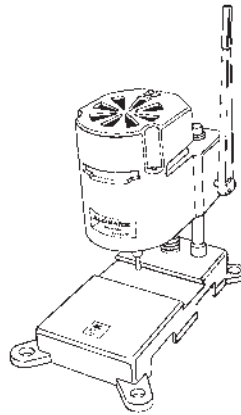
## INSTALLATION TOOLS

### MOTOR DRIVEN INSTALLATION TOOL

(Required for Installation)

Does not include Comb Assembly or Temple. Purchase separately.

| VOLTAGE       | ORDERING NUMBER | ITEM CODE | WT. LBS. |
|---------------|-----------------|-----------|----------|
| 110V          | MDT-1           | 80110     | 31.0     |
| 220V-50 Cycle | MDT220-1        | 80111     | 35.0     |



MDT-1



S100B

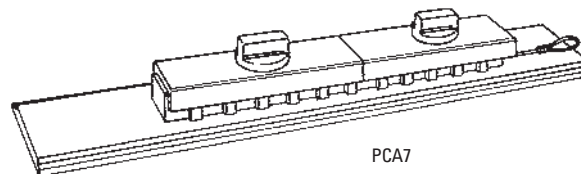
### CURLING BIT (Required for Installation)

| FASTENER SIZE | ORDERING NUMBER | ITEM CODE | WT. LBS. |
|---------------|-----------------|-----------|----------|
| APF100        | S100B           | 80075     | 0.06     |
| APF150        | S150B           | 80076     | 0.06     |

## COMB ASSEMBLY (Required for

Installation) Includes Gauge Pin

| LENGTH              | ORDERING NUMBER |          | ITEM CODE | WT. LBS. |
|---------------------|-----------------|----------|-----------|----------|
|                     | in.             | mm       |           |          |
| 12                  | 300             | PCA7-300 | 80099     | 5.0      |
| 24                  | 600             | PCA7-600 | 80100     | 9.0      |
| Clamp Knob Assembly |                 |          | 80150     | 0.1      |

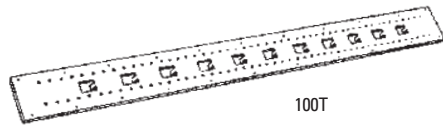


PCA7

- Stock Items** (non-shaded) carried in factory inventory.
- Made To Order Items** (shaded) allow one week for production. In most cases, the next standard stock item can be adapted to meet your requirements.
- Non-Listed Items** are available. Request quote for price and delivery.



# Alligator® Non-Metallic Fasteners

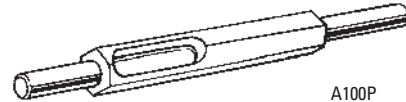


## TEMPLATES

| LENGTH                      |      | ORDERING NUMBER | ITEM CODE | WT. LBS. |
|-----------------------------|------|-----------------|-----------|----------|
| in                          | mm   |                 |           |          |
| <b>FOR APF100 FASTENERS</b> |      |                 |           |          |
| 12                          | 300  | 100T-300        | 80042     | 0.70     |
| 24                          | 600  | 100T-600        | 80043     | 1.38     |
| 36                          | 900  | 100T-900        | 80044     | 1.81     |
| 48                          | 1200 | 100T-1200       | 80045     | 2.50     |
| <b>FOR APF150 FASTENERS</b> |      |                 |           |          |
| 12                          | 300  | 150T-300        | 80038     | 0.69     |
| 24                          | 600  | 150T-600        | 80039     | 1.25     |
| 36                          | 900  | 150T-900        | 80040     | 1.81     |
| 48                          | 1200 | 150T-1200       | 80041     | 2.38     |

## BELT PUNCH

| FASTENER SIZE | HOLE DIAMETER | ORDERING NUMBER | ITEM CODE | WT. LBS. |
|---------------|---------------|-----------------|-----------|----------|
| APF100        | .130          | A100P           | 80078     | 0.06     |
| APF150        | .156          | A150P           | 80079     | 0.06     |

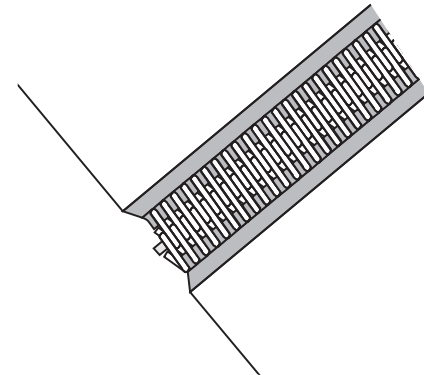


A100P

# ALLIGATOR® SPIRAL LACE

## FASTENERS (Hinge Pin included)

| LENGTH                              |       | ORDERING NUMBER | ITEM CODE | WT. LBS. | ORDERING NUMBER           | ITEM CODE | WT. LBS. |
|-------------------------------------|-------|-----------------|-----------|----------|---------------------------|-----------|----------|
| Foot                                | Meter |                 |           |          |                           |           |          |
| <b>WHITE - SINGLE WEB</b>           |       |                 |           |          | <b>BLACK - SINGLE WEB</b> |           |          |
| 10                                  | 3     | ASL50/3         | 19460     | 0.6      |                           |           |          |
| 10                                  | 3     | ASL60/3         | 19461     | 0.7      | ASLB60/3                  | 19486     | 0.7      |
| 33                                  | 10    | ASL60/10        | 19462     | 2.2      |                           |           |          |
| 82                                  | 25    | ASL60/25        | 05246     | 6.4      |                           |           |          |
| 10                                  | 3     | ASL90/3         | 19466     | 0.9      | ASLB90/3                  | 19485     | 0.9      |
| 33                                  | 10    | ASL90/10        | 19467     | 2.4      |                           |           |          |
| 82                                  | 25    | ASL90/25        | 05247     | 6.8      | ASLB90/25                 | 05244     | 6.8      |
| 10                                  | 3     | ASL160/3        | 19483     | 1.1      |                           |           |          |
| 10                                  | 3     | ASL190/3        | 19484     | 1.1      |                           |           |          |
| <b>WHITE - DOUBLE WEB</b>           |       |                 |           |          | <b>BLACK - DOUBLE WEB</b> |           |          |
| 10                                  | 3     | ASL60D/3        | 19476     | 1.0      |                           |           |          |
| 33                                  | 10    | ASL60D/10       | 19477     | 2.5      |                           |           |          |
| 82                                  | 25    | ASL60D/25       | 05245     | 6.8      |                           |           |          |
| 10                                  | 3     | ASL90D/3        | 19479     | 1.2      | ASLB90D/3                 | 19489     | 1.2      |
| 33                                  | 10    | ASL90D/10       | 19480     | 2.8      | ASLB90D/10                | 19490     | 2.8      |
| 82                                  | 25    | ASL90D/25       | 05248     | 7.5      | ASLB90D/30                | 19494     | 7.5      |
| <b>TAN - DOUBLE WEB - HIGH HEAT</b> |       |                 |           |          |                           |           |          |
| 10                                  | 3     | ASL80H/3        | 19470     | 0.8      |                           |           |          |



## REPLACEMENT HINGE PINS

Bulk Hinge Pin material - 100' / coil

| ORDERING NUMBER | ITEM CODE | WT. LBS. |
|-----------------|-----------|----------|
| ASLHP60-C       | 19473     | 0.5      |
| ASLHP90-C       | 19474     | 0.6      |
| ASLHP80-C       | 19475     | 0.6      |

## LEADER PINS

Note: Custom lengths available.

| ORDERING NUMBER    | ITEM CODE | DESCRIPTION                      |
|--------------------|-----------|----------------------------------|
| POLY035X15FT-W/3FT | 05200     | (15-foot pin with 3-foot leader) |
| POLY047X15FT-W/3FT | 05201     | (15-foot pin with 3-foot leader) |

**Stock Items** (non-shaded) carried in factory inventory.

**Made To Order Items** (shaded) allow one week for production. In most cases, the next standard stock item can be adapted to meet your requirements.

**Non-Listed Items** are available. Request quote for price and delivery.



## How Flexco® Bolt Hinged Fasteners Work

Flexco® Bolt Hinged fasteners provide a flexible joint for belts operating over small pulleys.

Because the joint is easily separated by simply removing the hinge pin, entire belt sections may be added or eliminated.

Designed as a compression fastener, the Flexco® Bolt Hinged model is fastened to the belt ends with high

strength bolts. The bolts compress the plates into the belt cover. Additional holding capability is provided by the fastener teeth that imbed in the belt without damage to the belt carcass.

This combination distributes the splice tension across the entire plate width while the teeth secure the fastener into the belt carcass to resist pull-out.

| Applications   | Installation Method   | What You Need for Installation   |
|--|---|--|
| <ul style="list-style-type: none"> <li>Construction Equipment</li> <li>Road Machinery</li> <li>Coal, Salt, Potash Mines</li> <li>Stacking and Stockpiling Belts</li> <li>Other Applications Involving Smaller Pulleys</li> </ul>   | Fasteners can be installed in the shop or on-site with either simple hand tools or power tools.   | <ul style="list-style-type: none"> <li>Fastener Plates</li> <li>Bolts &amp; Nuts</li> <li>Templet</li> <li>Belt Punch</li> <li>Wrench</li> <li>Bolt Horn</li> <li>Flexco Installation Tool</li> <li>Impact Tool or Carpenter's Brace</li> </ul>  |
| How to Specify the Correct Flexco® Bolt Hinged Fastener  | Fastener Metal Selection  | Hinge Pin Selection  |
| <ol style="list-style-type: none"> <li>Determine Belt Tension (PIW).</li> <li>Measure your Belt Thickness.</li> <li>Measure the Diameter of the Smallest Pulley in your Drive with Belt Wrap more than 90°.</li> <li>Choose the fastener size that is appropriate for your specifications in the selection chart below.</li> </ol> | <p><b>Steel.</b> For most applications, plated steel is recommended.</p> <p><b>Stainless Steel.</b> Type 316 Stainless Steel provides extra resistance to abrasion, magnetic attraction, and corrosion from acids and chemicals.</p> <p><b>MegAlloy®.</b> For superior resistance to wear and abrasion.</p> <p><b>Everdur®.</b> Spark-free material compared to steel and fully non-magnetic.</p> | <p><b>NC Nylon Covered Steel Cable</b> - for use with steel fasteners, flat or troughed belts.</p> <p><b>NCS Nylon Covered Stainless Steel Cable</b> - for applications with stainless fasteners, flat or troughed belts.</p> <p><b>NAC Nylon Covered Armored Cable</b> - right for many applications, long service life.</p> <p><b>AC Bare Armored Cable</b> - for extendable conveyors.</p> <p><b>ACS Bare Armored Stainless Cable</b> - for applications with stainless fasteners, flat or troughed belts.</p> <p><b>SC Bare Steel Cable</b> - for conveying gritty or abrasive material.</p> <p><b>SSC Bare Stainless Steel Cable</b> - for corrosion resistance, flat belts.</p> <p><b>NB Nylon Covered Bronze Cable</b> - for non-magnetic joints.</p> |

### Flexco® Bolt Hinged Fastener Selection Chart

| Fastener Size | For Belts With Mechanical Fastener Ratings Up To: |      | Belt Thickness Range |      | Recommended Min. Pulley Diameter      |     |  |     |
|---------------|---|------|----------------------|------|---------------------------------------|-----|--|-----|
|               |   |      |                      |      | Operating Tension 100% of Belt Rating |     | Operating Tension Under 75% of Belt Rating |     |
|               | P.I.W.  | kN/m | in.                  | mm   | in.                                   | mm  | in.  | mm  |
| 375X          | 190   | 33   | 1/4-13/32            | 6-11 | 6                                     | 152 | 4  | 102 |
| 550           | 300   | 52   | 1/4-5/8              | 6-16 | 9                                     | 230 | 7  | 178 |



# Flexco® Bolt Hinged Fasteners

## FASTENERS

### Exclusive Piloted Bolt Design Simplifies Installation:

The new piloted bolt is currently being phased in to replace standard bolt designs. To order the new piloted bolts as they become available, use standard bolt ordering numbers.

### STEEL ("J" CARTON – Continuous Strip w/Steel Nuts & Bolts)

| 375X | BELT WIDTH |           | ORDERING NUMBER                                  | ITEM CODE | WT. LBS.   | ORDERING NUMBER                                       | ITEM CODE | WT. LBS.  | ORDERING NUMBER                         | ITEM CODE | WT. LBS. |
|------|------------|-----------|--|-----------|------------|---|-----------|-----------|---|-----------|----------|
|      | in.        | mm        | NC<br>STEEL JOINT WITH NYLON COVERED STEEL CABLE |           |            | NCS<br>STEEL JOINT WITH NYLON COVERED STAINLESS CABLE |           |           | SC<br>STEEL JOINT WITH BARE STEEL CABLE |           |          |
|      | 12"        | 300       | 375XJ12NC  | 40000     | 2.3        | 375XJ18NCS  | 40012     | 3.3       |   |           |          |
| 14"  | 350        | 375XJ14NC | 40001  | 2.6       |            |   |           | 375XJ24SC | 40020                                   | 4.0       |          |
| 16"  | 400        | 375XJ16NC | 40002  | 2.9       |            |   |           |           |   |           |          |
| 18"  | 450        | 375XJ18NC | 40003  | 3.3       |            |   |           |           |   |           |          |
| 20"  | 500        | 375XJ20NC | 40004  | 3.8       |            |   |           |           |   |           |          |
| 24"  | 600        | 375XJ24NC | 40005  | 4.0       | 375XJ24NCS | 40013   | 4.0       |           |   |           |          |
| 26"  | 650        | 375XJ26NC | 40006  | 4.5       |            |   |           |           |   |           |          |
| 30"  | 750        | 375XJ30NC | 40007  | 5.1       | 375XJ30NCS | 40014   | 5.1       |           |   |           |          |
| 36"  | 900        | 375XJ36NC | 40008  | 6.3       | 375XJ36NCS | 40015   | 6.3       | 375XJ36SC | 40023                                   | 6.3       |          |
| 42"  | 1050       | 375XJ42NC | 40009  | 7.3       | 375XJ42NCS | 40016   | 7.3       |           |   |           |          |
| 48"  | 1200       | 375XJ48NC | 40010  | 8.3       | 375XJ48NCS | 40017   | 8.3       | 375XJ48SC | 40025                                   | 7.7       |          |
| 60"  | 1500       | 375XJ60NC | 39997  | 10.2      |            |   |           |           |   |           |          |

### STAINLESS 300 SERIES

("J" CARTON – Continuous Strip w/Stainless Nuts & Bolts)

| 375X | BELT WIDTH |             | ORDERING NUMBER                                  | ITEM CODE | WT. LBS.    | ORDERING NUMBER   | ITEM CODE | WT. LBS. |
|------|------------|-------------|--|-----------|-------------|---|-----------|----------|
|      | in.        | mm          | SSC<br>STAINLESS JOINT WITH BARE STAINLESS CABLE |           |             | NCS<br>STAINLESS JOINT WITH NYLON COVERED STAINLESS CABLE |           |          |
|      | 18"        | 450         |  |           |             | 375XSJ18NCS   | 40035     | 3.3      |
| 24"  | 600        | 375XSJ24SSC | 40225  | 4.0       | 375XSJ24NCS | 40036   | 4.0       |          |
| 30"  | 750        | 375XSJ30SSC | 40226  | 5.1       | 375XSJ30NCS | 40037   | 5.1       |          |
| 36"  | 900        | 375XSJ36SSC | 40227  | 6.3       | 375XSJ36NCS | 40038   | 6.3       |          |
| 42"  | 1050       | 375XSJ42SSC | 40228  | 7.3       | 375XSJ42NCS | 40039   | 7.3       |          |
| 48"  | 1200       | 375XSJ48SSC | 40229  | 8.3       | 375XSJ48NCS | 40040   | 8.3       |          |
| 60"  | 1500       | 375XSJ60SSC | 39907  | 10.2      |             |   |           |          |

### EVERDUR

("J" CARTON – Continuous Strip w/Everdur Nuts & Bolts)

| 375X | BELT WIDTH |            | ORDERING NUMBER                                     | ITEM CODE | WT. LBS. |
|------|------------|------------|---|-----------|----------|
|      | in.        | mm         | NB<br>EVERDUR JOINT WITH NYLON COVERED BRONZE CABLE |           |          |
|      | 18"        | 450        | 375XEJ18NB  | 39978     | 3.5      |
| 24"  | 600        | 375XEJ24NB | 39980   | 4.3       |          |
| 30"  | 750        | 375XEJ30NB | 39982   | 5.4       |          |
| 36"  | 900        | 375XEJ36NB | 39984   | 6.6       |          |
| 42"  | 1050       | 375XEJ42NB | 39986   | 7.7       |          |

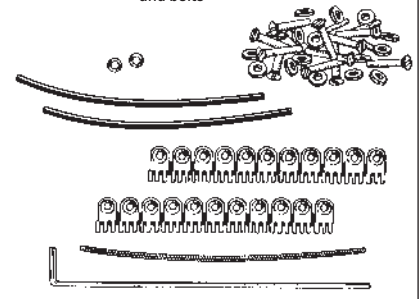
### GAUGE PINS (EXTRA)

| BELT WIDTH |      | ORDERING NUMBER | ITEM CODE | WT. LBS. | ORDERING NUMBER | ITEM CODE | WT. LBS. |
|------------|------|-----------------|-----------|----------|-----------------|-----------|----------|
| in.        | mm   | EACH            |           |          | 10 PER PACKAGE  |           |          |
| 18         | 450  |                 |           |          | FHGP18          | 39603     | 3.0      |
| 24         | 600  | FHGP24-1        | 39624     | 0.4      | FHGP24          | 39605     | 3.9      |
| 30         | 750  | FHGP30-1        | 39626     | 0.5      | FHGP30          | 39607     | 4.8      |
| 36         | 900  | FHGP36-1        | 39625     | 0.6      | FHGP36          | 39610     | 5.8      |
| 42         | 1050 | FHGP42-1        | 39627     | 0.7      | FHGP42          | 39613     | 6.7      |
| 48         | 1200 | FHGP48-1        | 39628     | 0.8      | FHGP48          | 39615     | 7.7      |
| 60         | 1500 | FHGP60-1        | 39629     | 1.0      | FHGP60          | 39617     | 9.6      |

### "J" CARTON

#### CARTON CONTENTS:

- 2 Strips of fastener
- 2 Pieces Filler Tubing
- 1 Hinge Pin
- 1 Gauge Pin
- 2 Hinge Pin Washers
- Required amount of nuts and bolts
- Required amount of clips for Individual Plate "J" Cartons



Stock Items (non-shaded) carried in factory inventory.

Made To Order Items (shaded) allow one week for production. In most cases, the next standard stock item can be adapted to meet your requirements.

**Non-Listed Items** are available. Request quote for price and delivery.

# Flexco® Bolt Hinged Fasteners



## FASTENERS

### STEEL ("J" CARTON – Continuous Strip w/Steel Nuts & Bolts)

### Exclusive Piloted Bolt Design Simplifies Installation:

The new piloted bolt is currently being phased in to replace standard bolt designs. To order the new piloted bolts as they become available, use standard bolt ordering numbers.

| 550 | BELT WIDTH                  |          | ORDERING NUMBER                                  | ITEM CODE | ORDERING NUMBER                                       | ITEM CODE | ORDERING NUMBER                         | ITEM CODE | ORDERING NUMBER                              | ITEM CODE | WT. LBS.  |     |
|-----|-----------------------------|----------|--|-----------|---|-----------|---|-----------|--|-----------|---|-----|
|     | in.                         | mm       | NC<br>STEEL JOINT WITH NYLON COVERED STEEL CABLE |           | NCS<br>STEEL JOINT WITH NYLON COVERED STAINLESS CABLE |           | SC<br>STEEL JOINT WITH BARE STEEL CABLE |           | SSC<br>STEEL JOINT WITH BARE STAINLESS CABLE |           | NAC<br>STEEL JOINT WITH NYLON COVERED ARMORED CABLE |     |
|     | CARTON – One Complete Joint |          |  |           |   |           |   |           |  |           |   |     |
| 18" | 450                         | 550J18NC | 40138  |           |   |           |   |           |  |           | 3.3   |     |
| 20" | 500                         | 550J20NC | 40046  |           |   |           |   |           |  |           | 3.7   |     |
| 24" | 600                         | 550J24NC | 40047  | 550J24NCS | 40059   | 550J24SC  | 40066                                   | 550J24SSC | 40073  | 550J24NAC | 40242   | 4.3 |
| 26" | 650                         | 550J26NC | 40048  |           |   |           |   |           |  |           | 4.9   |     |
| 30" | 750                         | 550J30NC | 40049  | 550J30NCS | 40060   | 550J30SC  | 40068                                   | 550J30SSC | 40074  | 550J30NAC | 40243   | 5.5 |
| 36" | 900                         | 550J36NC | 40050  | 550J36NCS | 40061   | 550J36SC  | 40069                                   | 550J36SSC | 40075  | 550J36NAC | 40244   | 6.5 |
| 42" | 1050                        | 550J42NC | 40051  | 550J42NCS | 40062   | 550J42SC  | 40070                                   | 550J42SSC | 40076  | 550J42NAC | 40245   | 7.8 |
| 48" | 1200                        | 550J48NC | 40052  | 550J48NCS | 40063   | 550J48SC  | 40071                                   | 550J48SSC | 40077  | 550J48NAC | 40246   | 8.8 |
| 54" | 1350                        | 550J54NC | 40053  |           |   |           |   |           |  | 550J54NAC | 40247   | 9.9 |
| 60" | 1500                        | 550J60NC | 40054  |           |   |           |   |           |  |           | 10.5  |     |

### STAINLESS 300 SERIES

("J" CARTON – Continuous Strip w/Stainless Nuts & Bolts)

| 550 | BELT WIDTH                  |            | ORDERING NUMBER   | ITEM CODE |
|-----|-----------------------------|------------|---|-----------|
|     | in.                         | mm         | NCS<br>STAINLESS JOINT WITH NYLON COVERED STAINLESS CABLE |           |
|     | CARTON – One Complete Joint |            |   |           |
| 18" | 450                         | 550SJ18NCS | 40164   |           |
| 24" | 600                         | 550SJ24NCS | 40165   |           |
| 30" | 750                         | 550SJ30NCS | 40166   |           |
| 36" | 900                         | 550SJ36NCS | 40167   |           |
| 42" | 1050                        | 550SJ42NCS | 40168   |           |
| 48" | 1200                        | 550SJ48NCS | 40169   |           |
| 60" | 1500                        | 550SJ60NCS | 39939   |           |

| ORDERING NUMBER                              | ITEM CODE | WT. LBS. |
|--|-----------|----------|
| SSC<br>STEEL JOINT WITH BARE STAINLESS CABLE |           |          |
| 550SJ18SSC                                   | 39675     | 3.3      |
| 550SJ24SSC                                   | 39904     | 4.3      |
| 550SJ30SSC                                   | 39917     | 5.5      |
| 550SJ36SSC                                   | 39935     | 6.5      |
| 550SJ42SSC                                   | 39938     | 7.8      |
| 550SJ48SSC                                   | 39842     | 8.8      |
| 550SJ60SSC                                   | 39855     | 11.4     |

### BULK FASTENER SETS

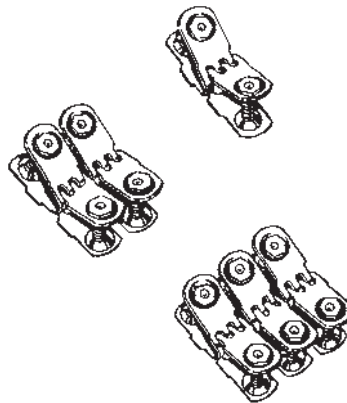
Required for Various Belt Widths

| BELT WIDTH |      | 375X            |                 | 550             |                 |
|------------|------|-----------------|-----------------|-----------------|-----------------|
|            |      | (RECOMMENDED)   |                 | (RECOMMENDED)   |                 |
| in.        | mm   | SETS OF 3-PLATE | SETS OF 2-PLATE | SETS OF 3-PLATE | SETS OF 1-PLATE |
| 12"        | 300  | 3               | 1               |                 | 7               |
| 14"        | 350  | 3               | 2               |                 | 9               |
| 16"        | 400  | 5               |                 |                 | 10              |
| 18"        | 450  | 5               | 1               |                 | 11              |
| 20"        | 500  | 5               | 2               | 2               | 7               |
| 24"        | 600  | 7               |                 | 2               | 8               |
| 28"        |      | 7               | 2               | 2               | 10              |
|            | 700  | 7               | 2               | 2               | 11              |
| 30"        | 750  | 9               |                 | 2               | 12              |
| 36"        | 900  | 11              |                 | 2               | 16              |
|            | 1000 | 12              |                 | 2               | 18              |
| 42"        | 1050 | 13              |                 | 2               | 20              |
|            | 1200 | 15              |                 | 2               | 24              |
| 48"        |      | 15              |                 | 2               | 24              |
|            | 1350 | 17              |                 | 2               | 28              |
| 54"        |      | 17              |                 | 2               | 28              |
|            | 1500 | 18              | 1               | 2               | 32              |
| 60"        |      | 19              |                 | 2               | 32              |
|            | 1800 | 22              | 1               | 2               | 39              |
| 72"        |      | 23              |                 | 2               | 40              |
|            | 2100 | 25              | 2               | 2               | 48              |
| 84"        |      | 27              |                 | 2               | 48              |
|            | 2400 | 30              | 1               | 2               | 55              |
| 96"        |      | 31              |                 | 2               | 56              |
|            | 3000 | 37              | 2               | 2               | 71              |
| 120"       |      | 39              |                 | 2               | 72              |

### MEGALLOY®

("J" CARTON – Individual Plates w/Steel Nuts & Bolts)

| 550 | BELT WIDTH                  |             | ORDERING NUMBER                                | ITEM CODE | WT. LBS. |
|-----|-----------------------------|-------------|--|-----------|----------|
|     | in.                         | mm          | MA<br>MEGALLOY JOINT WITH BARE STAINLESS CABLE |           |          |
|     | CARTON – One Complete Joint |             |  |           |          |
| 18" | 450                         | 550MAJ18SSC | 39574  | 3.3       |          |
| 24" | 600                         | 550MAJ24SSC | 39577  | 4.3       |          |
| 30" | 750                         | 550MAJ30SSC | 39580  | 5.5       |          |
| 36" | 900                         | 550MAJ36SSC | 39583  | 6.5       |          |
| 42" | 1050                        | 550MAJ42SSC | 39586  | 7.8       |          |
| 48" | 1200                        | 550MAJ48SSC | 39589  | 8.8       |          |



### BULK FASTENERS

Per set (with bolts & nuts)

Per container (with bolts and nuts)

Per set (with bolts & nuts)

Per container (with bolts and nuts)

| DESCRIPTION           | ORDERING NUMBER | ITEM CODE | WT. LBS. | ORDERING NUMBER | ITEM CODE | SETS/ CTN | WT. LBS. |
|-----------------------|-----------------|-----------|----------|-----------------|-----------|-----------|----------|
| STEEL                 |                 |           |          |                 |           |           |          |
| Two-Plate Fastener    | 375X-2STS       | 39950     | .3       | 375X-2          | 40100     | 25        | 8.0      |
| Three-Plate Fastener  | 375X-3STS       | 39951     | .5       | 375X-3          | 40101     | 18        | 8.5      |
| Single-Plate Fastener | 550-1STS        | 39952     | .3       | 550-1           | 40102     | 50        | 12.0     |
| Three-Plate Fastener  | 550-3STS        | 39953     | .8       | 550-3           | 40103     | 18        | 13.0     |
| MEGALLOY              |                 |           |          |                 |           |           |          |
| Single-Plate Fastener |                 |           |          | 550MA-1         | 40058     | 50        | 13.0     |

| DESCRIPTION           | ORDERING NUMBER | ITEM CODE | WT. LBS. | ORDERING NUMBER | ITEM CODE | SETS/ CTN | WT. LBS. |
|-----------------------|-----------------|-----------|----------|-----------------|-----------|-----------|----------|
| STAINLESS 300 SERIES  |                 |           |          |                 |           |           |          |
| Two-Plate Fastener    | 375XS-2STS      | 39957     | .3       | 375XS-2         | 40108     | 25        | 6.3      |
| Three-Plate Fastener  | 375XS-3STS      | 39958     | .5       | 375XS-3         | 40109     | 18        | 8.1      |
| Single-Plate Fastener | 550S-1STS       | 39959     | .3       | 550S-1          | 40110     | 50        | 12.1     |
| EXTRA CLIPS           |                 |           |          |                 |           |           |          |
| #550 Clips (100/Pkg.) | CLIPS (550)     | 40134     | 2.8      |                 |           |           |          |

NOTE: Non-listed cartons over 60" (1500 mm) are supplied in single plate sets.



# Flexco® Bolt Hinged Fasteners

## HINGE PINS

### PACKAGES OF 10 PINS

### EACH (ONE PIN)

| BELT WIDTH            |      | ORDERING NUMBER                                | ITEM CODE | WT. LBS. | ORDERING NUMBER                                      | ITEM CODE | WT. LBS. | ORDERING NUMBER                                | ITEM CODE | WT. LBS. | ORDERING NUMBER                                      | ITEM CODE | WT. LBS. |
|-----------------------|------|--|-----------|----------|--|-----------|----------|--|-----------|----------|--|-----------|----------|
| in.                   | mm   | NC<br>NYLON COVERED STEEL CABLE<br>(1/4" dia.) |           |          | NCS<br>NYLON COVERED STAINLESS CABLE*<br>(1/4" dia.) |           |          | NC<br>NYLON COVERED STEEL CABLE<br>(1/4" dia.) |           |          | NCS<br>NYLON COVERED STAINLESS CABLE*<br>(1/4" dia.) |           |          |
| 12"                   | 300  | NC-12  | 40150     | .8       | NCS-12   | 40170     | .8       | NC-12-1  | 38000     | .1       |  |           |          |
| 14"                   | 350  | NC-14  | 40151     | 1.0      | NCS-14   | 40171     | 1.0      | NC-14-1  | 38001     | .1       |  |           |          |
| 16"                   | 400  | NC-16  | 40152     | 1.2      | NCS-16   | 40172     | 1.2      | NC-16-1  | 38002     | .1       |  |           |          |
| 18"                   | 450  | NC-18  | 40153     | 1.4      | NCS-18   | 40173     | 1.4      | NC-18-1  | 38003     | .1       |  |           |          |
| 20"                   | 500  | NC-20  | 40154     | 1.5      | NCS-20   | 40174     | 1.5      | NC-20-1  | 38004     | .2       |  |           |          |
| 24"                   | 600  | NC-24  | 40155     | 1.7      | NCS-24   | 40175     | 1.7      | NC-24-1  | 38005     | .2       | NCS-24-1   | 38041     | .2       |
| 26"                   | 650  | NC-26  | 40156     | 1.8      |  |           |          |  |           |          |  |           |          |
| 30"                   | 750  | NC-30  | 40157     | 2.2      | NCS-30   | 40177     | 2.2      | NC-30-1  | 38007     | .2       | NCS-30-1   | 38043     | .2       |
| 36"                   | 900  | NC-36  | 40158     | 2.6      | NCS-36   | 40178     | 2.6      | NC-36-1  | 38008     | .2       | NCS-36-1   | 38044     | .2       |
| 42"                   | 1050 | NC-42  | 40159     | 3.1      | NCS-42   | 40179     | 3.1      | NC-42-1  | 38009     | .2       | NCS-42-1   | 38045     | .3       |
| 48"                   | 1200 | NC-48  | 40160     | 3.5      | NCS-48   | 40180     | 3.5      | NC-48-1  | 38010     | .3       | NCS-48-1   | 38046     | .3       |
| 54"                   | 1350 | NC-54  | 40161     | 3.9      | NCS-54   | 40181     | 3.9      | NC-54-1  | 38011     | .3       | NCS-54-1   | 38047     | .3       |
| 60"                   | 1500 | NC-60  | 40162     | 4.3      | NCS-60   | 40182     | 4.3      | NC-60-1  | 38012     | .4       | NCS-60-1   | 38048     | .4       |
| 72"                   | 1800 | NC-72  | 40163     | 5.0      | NCS-72   | 40183     | 5.0      | NC-72-1  | 38013     | .4       | NCS-72-1   | 38049     | .5       |
| <b>100 FOOT COILS</b> |      |  |           |          |  |           |          |  |           |          |  |           |          |
| BULK                  |      | NC-C   | 39740     | 8.6      |  |           |          |  |           |          |  |           |          |

| in. | mm   | NAC<br>NYLON COVERED ARMORED CABLE<br>(1/4" dia.) |       | AC<br>BARE ARMORED CABLE<br>(1/4" dia.) |       | NAC<br>NYLON COVERED ARMORED CABLE<br>(1/4" dia.) |     | AC<br>BARE ARMORED CABLE<br>(1/4" dia.) |       |    |
|-----|------|---|-------|---|-------|---|-----|---|-------|----|
| 18" | 450  | NAC-18  | 40629 | 1.8                                     | AC-18 | 40685   | 1.7 | NAC-18-1                                | 38108 | .2 |
| 24" | 600  | NAC-24  | 40631 | 2.4                                     | AC-24 | 40686   | 2.3 | NAC-24-1                                | 38109 | .2 |
| 26" | 650  | NAC-26  | 40632 | 2.6                                     | AC-26 | 40687   | 2.4 | NAC-26-1                                | 38110 | .2 |
| 30" | 750  | NAC-30  | 40633 | 3.0                                     | AC-30 | 40688   | 2.8 | NAC-30-1                                | 38111 | .3 |
| 36" | 900  | NAC-36  | 40634 | 3.6                                     | AC-36 | 40689   | 3.4 | NAC-36-1                                | 38112 | .3 |
| 42" | 1050 | NAC-42  | 40636 | 4.2                                     | AC-42 | 40691   | 3.8 | NAC-42-1                                | 38113 | .4 |
| 48" | 1200 | NAC-48  | 40637 | 4.8                                     | AC-48 | 40692   | 4.8 | NAC-48-1                                | 38114 | .4 |
| 54" | 1350 | NAC-54  | 40638 | 5.4                                     |       |   |     | NAC-54-1                                | 38115 | .5 |
| 60" | 1500 | NAC-60  | 40639 | 6.0                                     |       |   |     | NAC-60-1                                | 38116 | .5 |
| 72" | 1800 | NAC-72  | 40640 | 7.2                                     |       |   |     | NAC-72-1                                | 38117 | .6 |

| in. | mm   | SC<br>BARE STEEL CABLE<br>(1/4" dia.) |       | SSC<br>BARE STAINLESS CABLE*<br>(7/32" dia.) |        | SC<br>BARE STEEL CABLE<br>(1/4" dia.) |     | SSC<br>BARE STAINLESS CABLE*<br>(7/32" dia.) |       |    |
|-----|------|---------------------------------------|-------|--|--------|---------------------------------------|-----|--|-------|----|
| 24" | 600  | SC-24                                 | 40202 | 2.5  | SSC-24 | 40210                                 | 2.2 | SC-24-1                                      | 38180 | .2 |
| 26" | 650  | SC-26                                 | 40203 | 2.6  |        |                                       |     | SC-30-1                                      | 38182 | .3 |
| 30" | 750  | SC-30                                 | 40204 | 3.1  | SSC-30 | 40211                                 | 2.5 | SC-36-1                                      | 38183 | .3 |
| 36" | 900  | SC-36                                 | 40205 | 3.7  | SSC-36 | 40212                                 | 3.0 | SC-42-1                                      | 38184 | .4 |
| 42" | 1050 | SC-42                                 | 40206 | 4.3  | SSC-42 | 40213                                 | 3.5 | SC-48-1                                      | 38185 | .4 |
| 48" | 1200 | SC-48                                 | 40207 | 4.9  | SSC-48 | 40214                                 | 4.0 |  |       |    |


  

| in. | mm   | ACS<br>BARE ARMORED STAINLESS CABLE*<br>(17/64" dia.) |       | * 300 SERIES |  | ACS<br>BARE ARMORED STAINLESS CABLE*<br>(17/64" dia.) |       | NB<br>NYLON COVERED BRONZE CABLE<br>(1/4" dia.) |         |       |    |
|-----|------|---|-------|--------------|--|---|-------|---|---------|-------|----|
| 18" | 450  |   |       |              |  |   |       | NB-18-1   | 38075   | .2    |    |
| 24" | 600  |   |       |              |  |   |       | NB-24-1   | 38077   | .2    |    |
| 30" | 750  | ACS-30  | 41354 | 2.8          |  | ACS-30-1  | 41380 | .2  | NB-30-1 | 38079 | .3 |
| 36" | 900  | ACS-36  | 41355 | 3.0          |  | ACS-36-1  | 41381 | .2  | NB-36-1 | 38080 | .3 |
| 42" | 1050 | ACS-42  | 41356 | 3.2          |  | ACS-42-1  | 41382 | .2  | NB-42-1 | 38081 | .4 |
| 48" | 1200 | ACS-48  | 41357 | 3.5          |  | ACS-48-1  | 41383 | .3  |         |       |    |
| 54" | 1350 | ACS-54  | 41358 | 3.7          |  | ACS-54-1  | 41384 | .3  |         |       |    |
| 60" | 1500 | ACS-60  | 41359 | 4.0          |  | ACS-60-1  | 41385 | .4  |         |       |    |

Stock Items (non-shaded) carried in factory inventory.

Made To Order Items (shaded) allow one week for production. In most cases, the next standard stock item can be adapted to meet your requirements.

Non-Listed Items are available. Request quote for price and delivery.

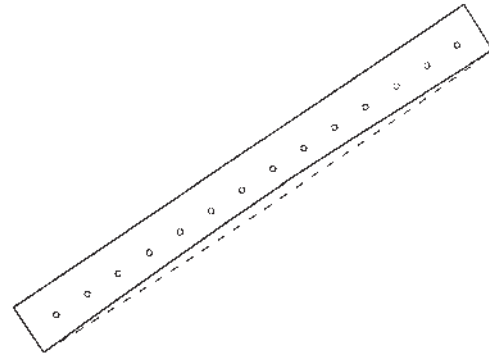


## INSTALLATION TOOLS

### CURVED TEMPLETS

| BELT WIDTH |      | ORDERING NUMBER | ITEM CODE | ORDERING NUMBER | ITEM CODE |
|------------|------|-----------------|-----------|-----------------|-----------|
| in.        | mm   | 375X            |           | 550             |           |
| 12"        | 300  | 375X-12         | 30813     | 512             | 30799     |
| 14"        | 350  | 375X-14         | 30814     |                 |           |
| 16"        | 400  | 375X-16         | 30815     | 516             | 30800     |
| 18"        | 450  | 375X-18         | 30816     | 518             | 30801     |
| 20"        | 500  | 375X-20         | 30817     | 520             | 30802     |
| 24"        | 600  | 375X-24         | 30818     | 524             | 30803     |
| 26"        | 650  | 375X-26         | 30819     | 526             | 30804     |
| 30"        | 750  | 375X-30         | 30820     | 530             | 30805     |
| 36"        | 900  | 375X-36         | 30821     | 536             | 30806     |
| 42"        | 1050 | 375X-42         | 30822     | 542             | 30807     |
| 48"        | 1200 | 375X-48         | 30823     | 548             | 30808     |
| 54"        | 1350 | 375X-54         | 30824     | 554             | 30809     |
| 60"        | 1500 | 375X-60         | 30825     | 560             | 30810     |
| 72"        | 1800 | 375X-72         | 30826     | 572             | 30811     |

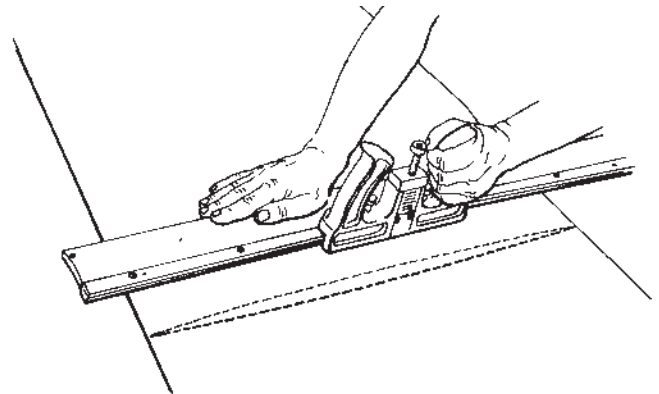
**NOTE:** All templets up to and including 72" are curved. For belt widths over 72", straight templet supplied.



### CURVED BELT CUTTERS

| DESCRIPTION                             | BELT WIDTH |      | ORDERING NUMBER | ITEM CODE | WT. LBS. |
|---|------------|------|-----------------|-----------|----------|
|   | in.        | mm   |                 |           |          |
| Cutter Complete                         | 30"        | 750  | 400430          | 30914     | 14.2     |
|   | 36"        | 900  | 400436          | 30915     | 16.1     |
|   | 42"        | 1050 | 400442          | 30916     | 18.9     |
|   | 48"        | 1200 | 400448          | 30917     | 19.0     |
|   | 60"        | 1500 | 400460          | 30918     | 23.0     |
| Cutter Base Only                        | 30"        | 750  | 430             | 30950     | 5.4      |
|   | 36"        | 900  | 436             | 30951     | 6.2      |
|   | 42"        | 1050 | 442             | 30952     | 7.1      |
|   | 48"        | 1200 | 448             | 30953     | 7.9      |
|   | 60"        | 1500 | 460             | 30954     | 9.6      |
| Cutter Head Only                        |            |      | 400             | 30919     | 5.1      |
| Cutter Blade                            |            |      | 30023           | 30909     | .2       |
| Cutter Blade (Long)                     |            |      | 30023L          | 30913     | .2       |
| Nails for Cutter Base (142 per package) |            |      | 6D              | 30436     | 1.0      |

**NOTE:** Belt widths over 72" require straight cutters. Please refer to Page 70 for 300 series straight cutters.



### EXTRA BOLTS & NUTS

100 PER BOX – BOLT DIMENSION IS 1/4" X 1-11/16"

| FOR FASTENER NUMBER    | ORDERING NUMBER / ITEM CODE | WT. LBS. |
|------------------------|-----------------------------|----------|
| <b>BOLTS—STEEL</b>     |                             |          |
| 375X                   | 20398                       | 2.1      |
| 550                    | 20399                       | 2.4      |
| <b>BOLTS—STAINLESS</b> |                             |          |
| 375X/550               | 20400                       | 2.3      |
| <b>BOLTS—EVERDUR</b>   |                             |          |
| 375X/550               | 20397                       | 2.4      |

| FOR FASTENER NUMBER                | ORDERING NUMBER / ITEM CODE | WT. LBS. |
|------------------------------------|-----------------------------|----------|
| <b>NUTS—STEEL—UNSLOTTED NUTS</b>   |                             |          |
| 375X/550                           | 20380                       | .9       |
| <b>NUTS—STAINLESS—SLOTTED NUTS</b> |                             |          |
| 375X/550                           | 20381                       | .7       |
| <b>NUTS—EVERDUR—SLOTTED NUTS</b>   |                             |          |
| 375X/550                           | 20387                       | .8       |

### Exclusive Piloted Bolt Design Simplifies Installation:









The new piloted bolt is currently being phased in to replace standard bolt designs. To order the new piloted bolts as they become available, use standard bolt ordering numbers.



# Flexco® Bolt Hinged Fasteners

## INSTALLATION TOOLS

### HAND & POWER TOOLS

|                    | DESCRIPTION   | FOR FASTENER NUMBER | ORDERING NUMBER | ITEM CODE      | WT. LBS. |
|--------------------|---|---------------------|-----------------|----------------|----------|
|                    |   |                     |                 |                |          |
| <b>HAND TOOLS</b>  | BOLT BREAKER (Two Per Package)<br> | 375X & 550          | 110             | 30474          | 1.2      |
|                    | PUNCH<br>                          | 375X & 550          | P1P             | 30460          | .1       |
|                    | BORING BIT<br>                     | 375X & 550          | B1B             | 30468          | .1       |
|                    | WRENCH<br>                         | 375X & 550          | 100*<br>S1S**   | 30445<br>30442 | .2<br>.2 |
|                    | POWER PUNCH<br>                  | 375X & 550          | HP1             | 30463          | .2       |
| <b>POWER TOOLS</b> | POWER BORING BIT<br>             | 375X & 550          | HB1             | 30471          | .1       |
|                    | POWER WRENCH<br>                 | 375X & 550          | H100*<br>HW1**  | 30446<br>30447 | .2<br>.3 |
|                    | QUICK CHANGE CHUCK<br>           | 375X & 550          | 5552            | 30481          | .4       |

\* For use with Steel No. 375X or Steel No. 550 nuts.

\*\* For use with Stainless No. 375X or Stainless No. 550 slotted nuts only.

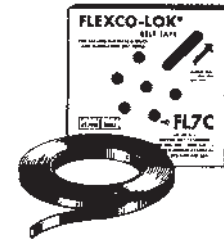
### MISCELLANEOUS

| DESCRIPTION  | ORDERING NUMBER | ITEM CODE | WT. LBS. |
|--|-----------------|-----------|----------|
| Orange Filler Tubing for 375X & 550  | (100'/pkg.)     | 30894     | 10.0     |
| Hinge Pin Retaining Washers (50/Pkg.)<br>— For use with 375X and 550 Nylon Coated hinge pins | 310-RET-50      | 40135     | .3       |



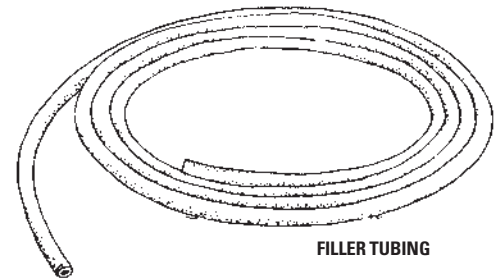
### ALIGNING HOLDERS

| BELT WIDTH  |      | ORDERING NUMBER | ITEM CODE | WT. LBS. |
|-------------|------|-----------------|-----------|----------|
| in.         | mm   |                 |           |          |
| <b>375X</b> |      |                 |           |          |
| 30"         | 750  | AH37530         | 30836     | 9.6      |
| 36"         | 900  | AH37536         | 30837     | 11.4     |
| 42"         | 1050 | AH37542         | 30838     | 12.9     |
| 48"         | 1200 | AH37548         | 30839     | 14.5     |
| <b>550</b>  |      |                 |           |          |
| 30"         | 750  | AH530           | 30840     | 9.7      |
| 36"         | 900  | AH536           | 30841     | 11.6     |
| 42"         | 1050 | AH542           | 30842     | 12.8     |
| 48"         | 1200 | AH548           | 30843     | 14.4     |



### FLEXCO-LOK® BELT TAPE 100' PER CARTON FOR USE WITH INDIVIDUAL PLATES


| FOR FASTENER NUMBER | ORDERING NUMBER | ITEM CODE | WT. LBS. |
|---------------------|-----------------|-----------|----------|
| 375X/550            | FL7C            | 30888     | .8       |




FILLER TUBING



RETAINING WASHERS

 **Stock Items** (non-shaded) carried in factory inventory.

 **Made To Order Items** (shaded) allow one week for production. In most cases, the next standard stock item can be adapted to meet your requirements.

**Non-Listed Items** are available. Request quote for price and delivery.





## How Flexco® Rivet Hinged Fasteners Work

Designed for synthetic carcass belting as well as other styles of belt, Flexco® SR™ (Self-Setting Rivet)

Fasteners utilize multiple rivet attachment. This provides maximum resistance to pull-out and allows the patented rivets to work between the carcass fibers without severing them, leaving the entire belt carcass intact. It does not rely solely upon the carcass material to resist pull-out.

Because the rivets are self-setting, fasteners are installed

quickly from the top side of the belt. Rivets are driven through the fastener plates and through the belt, passing between the carcass fibers. The specially-shaped head of each pilot nail works in conjunction with the applicator tool's anvil plate to set the rivets.

The same hammer blows that set the rivets also compress the fastener plates into the belt cover. The broad width and heavy gauge of the plates give extended wear life. These plates compress uniformly and are specially coined so there are no high spots or edges to hang up.

| Applications   | Installation Method  | What You Need for Installation   |
|--|--|--|
| <ul style="list-style-type: none"> <li>Underground Mining</li> <li>Asphalt Plants</li> <li>Aggregate and Ready-mix Plants</li> <li>Log Belts and Similar Applications</li> </ul>   | Fastener installed with portable fixture and hammer. Fasteners are installed in one simple procedure with self-setting rivets.   | <ul style="list-style-type: none"> <li>Fastener</li> <li>Rivets</li> <li>Hinge Pin</li> <li>Flexco Installation Tool</li> <li>Hammer</li> </ul>  |
| How to Specify the Correct Flexco® Rivet Hinged Fastener   | Fastener Metal Selection   | Hinge Pin Selection  |
| <ol style="list-style-type: none"> <li>Determine Belt Tension (PIW).</li> <li>Measure your Belt Thickness.</li> <li>Measure the Diameter of the Smallest Pulley in your Drive with Belt Wrap more than 90°.</li> <li>Choose the fastener size that is appropriate for your specifications in the selection chart below.</li> </ol> | <p><b>Steel.</b> For most applications, plated steel is recommended.</p> <p><b>Stainless Steel.</b> Type 316 Stainless Steel provides extra resistance to abrasion, magnetic attraction and corrosion from acids and chemicals.</p> <p><b>RustAlloy®.</b> Resists corrosion due to mine water or other chemical attack.</p> <p><b>MegAlloy®.</b> For superior resistance to wear and abrasion.</p> | <p><b>AC Bare Armored Cable</b> - for extendable conveyors.</p> <p><b>ACS Bare Armored Stainless Cable</b> - for extendable conveyors.</p> <p><b>NAC Nylon Covered Armored Cable</b> - right for many applications, long service life.</p> <p><b>NC Nylon Covered Steel Cable</b> - for use with steel fasteners, flat or troughed belts.</p> <p><b>NCS Nylon Covered Stainless Steel Cable</b> - for applications with stainless fasteners, flat or troughed belts.</p> <p><b>SC Bare Steel Cable</b> - for conveying gritty or abrasive material.</p> <p><b>SSC Bare Stainless Steel Cable</b> - for corrosion resistance, flat belts.</p> |

### Flexco® Rivet Hinged Fastener Selection Chart

| Fastener Size | For Belts With Mechanical Fastener Ratings Up To: |      | Belt Thickness Range |         | Recommended Min. Pulley Diameter            |      |  |      |
|---------------|---|------|----------------------|---------|---|------|--|------|
|               |   |      |                      |         | Operating Tension Under 100% of Belt Rating |      | Operating Tension Under 75% of Belt Rating |      |
|               | PI.W.   | kN/m | in.                  | mm      | in.   | mm   | in.  | mm   |
| R5            | 450   | 79   | 7/32-7/16            | 6-11    | 9   | 230  | 7  | 175  |
| R5-1/2        | 650   | 114  | 5/16-19/32           | 8-15    | 12  | 300  | 10   | 250  |
| R6            | 800   | 140  | 13/32-11/16          | 10.5-17 | 18  | 450  | 16   | 400  |
| RAR6LP        | 800   | 140  | 5/16-23/32           | 8-18    | 18  | 450  | 16   | 400  |
| RAR8          | 1500  | 263  | 13/32-11/16          | 10.5-17 | 18  | 450  | 16   | 400  |
| R9S           | 2000  | 350  | 5/8-1                | 16-25.5 | 42  | 1050 | 42   | 1050 |



# Flexco® R2 Medium-Duty Rivet Hinged Belt Fasteners

## FASTENERS

Order each component separately for a complete splice:  
Fastener Strip + Rivets + Hinge Pin

| For R2               | STEEL (Continuous Strip) |                               |                               |           |          |
|----------------------|--------------------------|-------------------------------|-------------------------------|-----------|----------|
|                      | BELT WIDTH               |                               | ORDERING NUMBER               | ITEM CODE | WT. LBS. |
|                      | in.                      | mm                            | PACKAGE (Two Fastener Strips) |           |          |
|                      | 12"                      | 300                           | R2-12/300                     | 41613     | 2.0      |
|                      | 18"                      | 450                           | R2-18/450                     | 41614     | 2.6      |
|                      | 24"                      | 600                           | R2-24/600                     | 41615     | 3.4      |
|                      | 30"                      | 750                           | R2-30/750                     | 41616     | 4.2      |
|                      | 36"                      | 900                           | R2-36/900                     | 41617     | 5.1      |
|                      | 42"                      | 1050                          | R2-42/1050                    | 41618     | 5.9      |
|                      | 48"                      | 1200                          | R2-48/1200                    | 41619     | 6.9      |
| 54"                  | 1350                     | R2-54/1350                    | 41623                         | 8.1       |          |
| 60"                  | 1500                     | R2-60/1500                    | 41624                         | 9.2       |          |
| STAINLESS 300 SERIES |                          |                               |                               |           |          |
| BELT WIDTH           |                          | ORDERING NUMBER               | ITEM CODE                     | WT. LBS.  |          |
| in.                  | mm                       | PACKAGE (Two Fastener Strips) |                               |           |          |
| 12"                  | 300                      | R2S-12/300                    | 41628                         | 2.0       |          |
| 18"                  | 450                      | R2S-18/450                    | 41629                         | 2.6       |          |
| 24"                  | 600                      | R2S-24/600                    | 41630                         | 3.4       |          |
| 30"                  | 750                      | R2S-30/750                    | 41631                         | 4.2       |          |
| 36"                  | 900                      | R2S-36/900                    | 41632                         | 5.1       |          |
| 42"                  | 1050                     | R2S-42/1050                   | 41633                         | 5.9       |          |
| 48"                  | 1200                     | R2S-48/1200                   | 41634                         | 6.9       |          |
| 54"                  | 1350                     | R2S-54/1350                   | 41642                         | 8.1       |          |
| 60"                  | 1500                     | R2S-60/1500                   | 41643                         | 9.2       |          |



RIVET BUCKET  
(Contains 2000 Rivets)

## RIVETS

Self-setting, pre-assembled with pilot nails



### STEEL

| ORDERING NUMBER      | ITEM CODE | BOX QTY. | WT. LBS. |
|----------------------|-----------|----------|----------|
| BOX (100 Rivets)     |           |          |          |
| SRAA-100             | 40509     | 100      | .8       |
| SRA-100              | 40539     | 100      | .9       |
| SRB-100              | 40540     | 100      | 1.0      |
| BOX (250 Rivets)     |           |          |          |
| SRAA                 | 40508     | 250      | 2.2      |
| SRA                  | 40527     | 250      | 2.3      |
| SRB                  | 40528     | 250      | 2.5      |
| BUCKET (2000 Rivets) |           |          |          |
| SRAA-2M              | 40424     | 2000     | 16.1     |
| SRA-2M               | 41190     | 2000     | 18.3     |
| SRB-2M               | 41191     | 2000     | 19.7     |

### STAINLESS (TYPE 430)

| ORDERING NUMBER  | ITEM CODE | BOX QTY. | WT. LBS. |
|------------------|-----------|----------|----------|
| BOX (250 Rivets) |           |          |          |
| SRAA-S           | 40468     | 250      | 2.1      |
| SRA-S            | 40542     | 250      | 2.3      |
| SRB-S            | 40543     | 250      | 2.5      |

### MEGALLOY® (4 Plate Strips, 10 Strip Per Box)

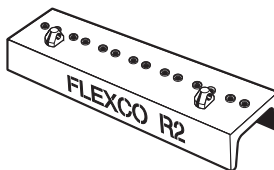
| For R2 | ORDERING NUMBER                    | ITEM CODE       | WT. LBS.        |    |
|--------|------------------------------------|-----------------|-----------------|----|
|        | R2MA-SE                            | 41709           | 4.7             |    |
|        | Plates Required for one R2MA Joint |                 |                 |    |
|        | BELT WIDTH                         | PLATES REQUIRED | PLATES REQUIRED |    |
|        | in.                                | mm              |                 |    |
|        | 18"                                | 450             | 20              | 46 |
|        | 24"                                | 600             | 26              | 54 |
|        | 30"                                | 750             | 32              | 60 |
|        | 36"                                | 900             | 40              | 68 |

### FLEXCO® R2 RIVET SPECIFICATION CHART

| FASTENER SIZE | FOR BELTS WITH MECHANICAL FASTENER RATINGS UP TO: |      | BELT THICKNESS RANGE |           | RIVET SIZE | MINIMUM PULLEY DIAMETER |      |
|---------------|---|------|----------------------|-----------|------------|-------------------------|------|
|               | P.I.W.  | kN/m | in.                  | mm        |            | in.                     | mm   |
|               | R2  | 330  | 60                   | 1/8-7/32" |            | 3-6                     | SRAA |
|               |   |      | 3/16-5/16"           | 4-8       | SRA        |                         |      |
|               |   |      | 9/32-3/8"            | 7-10      | SRB        |                         |      |

### Rivets Required For One R2 Joint

| BELT WIDTH |      | RIVET REQUIRED |
|------------|------|----------------|
| in.        | mm   |                |
| 12         | 300  | 24             |
| 18         | 450  | 40             |
| 24         | 600  | 52             |
| 30         | 750  | 64             |
| 36         | 900  | 80             |
| 42         | 1050 | 92             |
| 48         | 1200 | 108            |
| 54         | 1350 | 120            |
| 60         | 1500 | 136            |



### R2T APPLICATOR TOOL

Use with SR-50 single Rivet Driver

| TOOL SIZE             |     | ORDERING NUMBER | ITEM CODE | WT. LBS. |
|-----------------------|-----|-----------------|-----------|----------|
| in.                   | mm  | R2T             | 40455     | 6.6      |
| 12"                   | 300 |                 |           |          |
| REPLACEMENT PARTS     |     |                 |           |          |
| Gauge Pin Guide       |     | SR26            | 40479     | .04      |
| Anvil Insert (14/Bag) |     | R2T-AI          | 40469     | .06      |

### SINGLE RIVET DRIVER TOOL

| DESCRIPTION          | ORDERING NUMBER | ITEM CODE | WT. LBS. |
|----------------------|-----------------|-----------|----------|
| Driver Tool Complete | SR-50           | 40510     | .8       |
| Drive Rod            | SR5-7           | 40517     | .3       |



### RIVET SET\*

| ORDERING NUMBER | ITEM CODE | WT. LBS. |
|-----------------|-----------|----------|
| R5S             | 40348     | 1.9      |

\*If no SRTA Application Tool is available, fasteners may be installed with an R5S Flexco Rivet Set. See Instruction Sheet No. FR906.

NOTE: For hinge pins and retaining washers for R2 see pages 54 & 55.

NOTE: For Multiple Rivet (MSRT) and Single Rivet (SRTA) Applicator Tools see pages 55 & 56.

# Flexco® SR™ Scalloped Edge™ Rivet Hinged Fasteners



## FASTENERS

Order each component separately for a complete splice: Fastener Strip + Rivets + Hinge Pin

### STEEL (Continuous Strip)

| For R5 | BELT WIDTH |               | ORDERING NUMBER               | ITEM CODE | WT. LBS. |
|--------|------------|---------------|-------------------------------|-----------|----------|
|        | in.        | mm            | PACKAGE (Two Fastener Strips) |           |          |
|        | 18"        | 450           | R5-SE-18/450                  | 41314     | 2.6      |
| 24"    | 600        | R5-SE-24/600  | 41315                         | 3.4       |          |
| 26"    | 650        | R5-SE-26/650  | 41409                         | 3.7       |          |
| 30"    | 750        | R5-SE-30/750  | 41276                         | 4.2       |          |
| 36"    | 900        | R5-SE-36/900  | 41277                         | 5.1       |          |
| 42"    | 1050       | R5-SE-42/1050 | 41278                         | 5.9       |          |
| 48"    | 1200       | R5-SE-48/1200 | 41279                         | 6.9       |          |
| 54"    | 1350       | R5-SE-54/1350 | 41296                         | 7.3       |          |
| 60"    | 1500       | R5-SE-60/1500 | 41298                         | 8.5       |          |
| 72"    | 1800       | R5-SE-72/1800 | 41316                         | 10.4      |          |

### STAINLESS TYPE 316 (Continuous Strip)


| For R5 | BELT WIDTH |                | ORDERING NUMBER               | ITEM CODE | WT. LBS. |
|--------|------------|----------------|-------------------------------|-----------|----------|
|        | in.        | mm             | PACKAGE (Two Fastener Strips) |           |          |
|        | 18"        | 450            | R5S-SE-18/450                 | 41326     | 2.6      |
| 24"    | 600        | R5S-SE-24/600  | 41327                         | 3.4       |          |
| 30"    | 750        | R5S-SE-30/750  | 41289                         | 4.2       |          |
| 36"    | 900        | R5S-SE-36/900  | 41290                         | 5.1       |          |
| 42"    | 1050       | R5S-SE-42/1050 | 41291                         | 5.9       |          |
| 48"    | 1200       | R5S-SE-48/1200 | 41292                         | 6.9       |          |
| 60"    | 1500       | R5S-SE-60/1500 | 41294                         | 8.5       |          |

### RUSTALLOY® (Continuous Strip)\*

| For R5 | BELT WIDTH |                 | ORDERING NUMBER               | ITEM CODE | WT. LBS. |
|--------|------------|-----------------|-------------------------------|-----------|----------|
|        | in.        | mm              | PACKAGE (Two Fastener Strips) |           |          |
|        | 18"        | 450             |                               |           |          |
| 24"    | 600        | RAR5-SE-24/600  | 41328                         | 3.4       |          |
| 26"    | 650        | RAR5-SE-26/650  | 41329                         | 3.6       |          |
| 30"    | 750        | RAR5-SE-30/750  | 41283                         | 4.2       |          |
| 36"    | 900        | RAR5-SE-36/900  | 41284                         | 5.1       |          |
| 42"    | 1050       | RAR5-SE-42/1050 | 41285                         | 5.9       |          |
| 48"    | 1200       | RAR5-SE-48/1200 | 41286                         | 6.9       |          |
| 54"    | 1350       | RAR5-SE-54/1350 | 41287                         | 7.3       |          |
| 60"    | 1500       | RAR5-SE-60/1500 | 41288                         | 8.5       |          |

### MEGALLOY® (4 Plate Strips, 10 Strip Per Box)

| For R5 | ORDERING NUMBER                    |    | ITEM CODE       | WT. LBS.        |
|--------|------------------------------------|----|-----------------|-----------------|
|        | R5MA-SE                            |    | 41067           | 4.7             |
|        | Plates Required for one R5MA Joint |    |                 |                 |
|        | BELT WIDTH                         |    | PLATES REQUIRED | PLATES REQUIRED |
|        | in.                                | mm |                 |                 |
| 18"    | 450                                | 20 | 54              |                 |
| 24"    | 600                                | 26 | 60              |                 |
| 30"    | 750                                | 32 | 68              |                 |
| 36"    | 900                                | 40 | 82              |                 |
| 42"    | 1050                               | 46 |                 |                 |



### STEEL (Continuous Strip)

| For R5-1/2 | BELT WIDTH |                   | ORDERING NUMBER               | ITEM CODE | WT. LBS. |
|------------|------------|-------------------|-------------------------------|-----------|----------|
|            | in.        | mm                | PACKAGE (Two Fastener Strips) |           |          |
|            | 18"        | 450               | R5-1/2-SE-18/450              | 41514     | 3.9      |
| 24"        | 600        | R5-1/2-SE-24/600  | 41515                         | 5.0       |          |
| 30"        | 750        | R5-1/2-SE-30/750  | 41516                         | 6.3       |          |
| 36"        | 900        | R5-1/2-SE-36/900  | 41513                         | 7.8       |          |
| 42"        | 1050       | R5-1/2-SE-42/1050 | 41509                         | 8.8       |          |
| 46"        | 1150       |                   |                               |           |          |
| 48"        | 1200       | R5-1/2-SE-48/1200 | 41510                         | 9.9       |          |
| 54"        | 1350       | R5-1/2-SE-54/1350 | 41525                         | 11.6      |          |
| 60"        | 1500       | R5-1/2-SE-60/1500 | 41511                         | 12.5      |          |
| 72"        | 1800       | R5-1/2-SE-72/1800 | 41512                         | 15.5      |          |

### RUSTALLOY® (Continuous Strip)\*

| For R5-1/2 | BELT WIDTH |                     | ORDERING NUMBER               | ITEM CODE | WT. LBS. |
|------------|------------|---------------------|-------------------------------|-----------|----------|
|            | in.        | mm                  | PACKAGE (Two Fastener Strips) |           |          |
|            | 18"        | 450                 |                               |           |          |
| 24"        | 600        | RAR5-1/2-SE-24/600  | 41341                         | 5.0       |          |
| 30"        | 750        | RAR5-1/2-SE-30/750  | 41342                         | 6.3       |          |
| 36"        | 900        | RAR5-1/2-SE-36/900  | 41351                         | 7.5       |          |
| 42"        | 1050       | RAR5-1/2-SE-42/1050 | 41391                         | 8.9       |          |
| 46"        | 1150       | RAR5-1/2-SE-46/1150 | 41392                         | 9.7       |          |
| 48"        | 1200       | RAR5-1/2-SE-48/1200 | 41319                         | 10.1      |          |
| 54"        | 1350       | RAR5-1/2-SE-54/1350 | 41393                         | 11.5      |          |
| 60"        | 1500       | RAR5-1/2-SE-60/1500 | 41394                         | 12.5      |          |
| 72"        | 1800       | RAR5-1/2-SE-72/1800 | 41395                         | 15.4      |          |

\* 400 SERIES STAINLESS

### MEGALLOY® (4 Plate Strips, 10 Strips Per Box)

| For R5-1/2 | ORDERING NUMBER                        |    | ITEM CODE       | WT. LBS.        |
|------------|--|----|-----------------|-----------------|
|            | R5-1/2MA-SE                            |    | 41450           | 4.7             |
|            | Plates Required for one R5-1/2MA Joint |    |                 |                 |
|            | BELT WIDTH                             |    | PLATES REQUIRED | PLATES REQUIRED |
|            | in.                                    | mm |                 |                 |
| 18"        | 450                                    | 20 | 46              |                 |
| 24"        | 600                                    | 26 | 54              |                 |
| 30"        | 750                                    | 32 | 60              |                 |
| 36"        | 900                                    | 40 | 68              |                 |

- Stock Items** (non-shaded) carried in factory inventory.
- Made To Order Items** (shaded) allow one week for production. In most cases, the next standard stock item can be adapted to meet your requirements.
- Non-Listed Items** are available. Request quote for price and delivery.



# Flexco® SR™ Scalloped Edge™ Rivet Hinged Fasteners

## FASTENERS

Order each component separately for a complete splice: Fastener Strip + Rivets + Hinge Pin

### STEEL (Continuous Strip)

### RUSTALLOY® (Continuous Strip) \*

### RAR6LP LOW PROFILE\*

| For R6 | BELT WIDTH |               | ORDERING NUMBER               | ITEM CODE | WT. LBS. | For R6 | BELT WIDTH      |       | ORDERING NUMBER               | ITEM CODE | WT. LBS. | For R6            | BELT WIDTH |      | ORDERING NUMBER               | ITEM CODE | WT. LBS. |
|--------|------------|---------------|-------------------------------|-----------|----------|--------|-----------------|-------|-------------------------------|-----------|----------|-------------------|------------|------|-------------------------------|-----------|----------|
|        | in.        | mm            | PACKAGE (Two Fastener Strips) |           |          |        | in.             | mm    | PACKAGE (Two Fastener Strips) |           |          |                   | in.        | mm   | PACKAGE (Two Fastener Strips) |           |          |
|        | 24"        | 600           | R6-SE-24/600                  | 40408     | 6.6      |        | 24"             | 600   |                               |           |          |                   |            | 24"  | 600                           |           |          |
| 30"    | 750        | R6-SE-30/750  | 40409                         | 8.4       | 30"      | 750    |                 |       |                               |           | 30"      | 750               |            |      |                               |           |          |
| 36"    | 900        | R6-SE-36/900  | 40399                         | 10.3      | 36"      | 900    |                 |       |                               |           | 36"      | 900               |            |      |                               |           |          |
| 42"    | 1050       | R6-SE-42/1050 | 40389                         | 11.7      | 42"      | 1050   | RAR6-SE-42/1050 | 41542 | 11.7                          | 42"       | 1050     | RAR6LP-SE-42/1050 | 40828      | 8.4  |                               |           |          |
| 46"    | 1150       | R6-SE-46/1150 | 40415                         | 13.2      | 46"      | 1150   | RAR6-SE-46/1150 | 41548 | 13.2                          | 46"       | 1150     | RAR6LP-SE-46/1150 | 40834      | 9.0  |                               |           |          |
| 48"    | 1200       | R6-SE-48/1200 | 40390                         | 13.8      | 48"      | 1200   | RAR6-SE-48/1200 | 41543 | 13.8                          | 48"       | 1200     | RAR6LP-SE-48/1200 | 40829      | 9.6  |                               |           |          |
| 54"    | 1350       | R6-SE-54/1350 | 40391                         | 14.6      | 54"      | 1350   | RAR6-SE-54/1350 | 41544 | 14.6                          | 54"       | 1350     | RAR6LP-SE-54/1350 | 40830      | 10.1 |                               |           |          |
| 60"    | 1500       | R6-SE-60/1500 | 40392                         | 16.2      | 60"      | 1500   | RAR6-SE-60/1500 | 41545 | 16.2                          | 60"       | 1500     | RAR6LP-SE-60/1500 | 40831      | 10.7 |                               |           |          |
| 72"    | 1800       | R6-SE-72/1800 | 40393                         | 20.8      | 72"      | 1800   | RAR6-SE-72/1800 | 41546 | 20.8                          | 72"       | 1800     | RAR6LP-SE-72/1800 | 40832      | 12.5 |                               |           |          |
| 84"    | 2130       | R6-SE-84/2130 | 40416                         | 28.7      | 84"      | 2130   | RAR6-SE-84/2130 | 41547 | 28.7                          | 84"       | 2130     | RAR6LP-SE-84/2130 | 40833      | 16.4 |                               |           |          |

### RUSTALLOY® (Continuous Strip) \* \* 400 SERIES STAINLESS

| For R8 | BELT WIDTH |                 | ORDERING NUMBER               | ITEM CODE | WT. LBS. |
|--------|------------|-----------------|-------------------------------|-----------|----------|
|        | in.        | mm              | PACKAGE (Two Fastener Strips) |           |          |
|        | 48"        | 1200            | RAR8-SE-48/1200               | 41712     | 13.8     |
| 54"    | 1350       | RAR8-SE-54/1350 | 41713                         | 14.6      |          |
| 60"    | 1500       | RAR8-SE-60/1500 | 41714                         | 16.2      |          |
| 72"    | 1800       | RAR8-SE-72/1800 | 41715                         | 20.8      |          |
| 84"    | 2130       | RAR8-SE-84/2130 | 41716                         | 28.7      |          |

### STAINLESS (TYPE 316)

Supplied in 6-Plate and 7-Plate strips

| For R9 | BELT WIDTH |                | ORDERING NUMBER               | ITEM CODE | WT. LBS. |
|--------|------------|----------------|-------------------------------|-----------|----------|
|        | in.        | mm             | PACKAGE (Two Fastener Strips) |           |          |
|        | 48"        | 1200           | R9S-SE-48/1200                | 41737     | 17.0     |
| 54"    | 1350       | R9S-SE-54/1350 | 41738                         | 19.0      |          |
| 60"    | 1500       | R9S-SE-60/1500 | 41739                         | 21.8      |          |
| 72"    | 1800       | R9S-SE-72/1800 | 41740                         | 25.8      |          |
| 84"    | 2130       | R9S-SE-84/2130 | 41741                         | 30.2      |          |

### RIVET SELECTION CHART

| FASTENER SIZE   | BELT THICKNESS RANGE |         | RIVET SIZE |
|-----------------|----------------------|---------|------------|
|                 | in.                  | mm      |            |
| R5              | 7/32-5/16            | 6-8     | SRA        |
|                 | 9/32-3/8             | 7-10    | SRB        |
|                 | 11/32-7/16           | 9-11    | SRC        |
|                 | 13/32-7/16           | 10.5-11 | SRC/D      |
| R5-1/2 & RAR6LP | 5/16-11/32           | 8-9     | SRB        |
|                 | 5/16-13/32           | 8-10.5  | SRC        |
|                 | 3/8-15/32            | 10-12   | SRC/D      |
|                 | 7/16-17/32           | 11-13.5 | SRD        |
|                 | 1/2-19/32            | 13-15   | SRE        |
|                 | 9/16-21/32           | 14-16.5 | SRF*       |
|                 | 5/8-23/32            | 16-18   | SRG*       |
| R6              | 13/32-7/16           | 9-11    | SRC/D      |
|                 | 13/32-1/2            | 10.5-13 | SRD        |
|                 | 15/32-9/16           | 12-14   | SRE        |
|                 | 17/32-5/8            | 13.5-16 | SRF        |
|                 | 19/32-11/16          | 15-17   | SRG        |
| RAR8            | 13/32-7/16           | 10.5-11 | SRC/D      |
|                 | 13/32-1/2            | 10.5-13 | SRD        |
|                 | 15/32-9/16           | 12-14   | SRE        |
|                 | 17/32-5/8            | 13.5-16 | SRF        |
|                 | 19/32-11/16          | 15-17   | SRG        |
| R9S             | 15/32-9/16           | 12-14   | SRE        |
|                 | 17/32-5/8            | 13.5-16 | SRF        |
|                 | 19/32-11/16          | 16-17   | SRG        |
|                 | 21/32-3/4            | 16.5-19 | SRH        |
|                 | 23/32-13/16          | 18-21   | SRI        |
|                 | 25/32-7/8            | 20-22   | SRJ**      |
|                 | 27/32-15/16          | 21-24   | SRK**      |

### Rivets Required For One R5, R5-1/2 or R6 Joint

| BELT WIDTH |      | RIVETS REQUIRED |
|------------|------|-----------------|
| in.        | mm   |                 |
| 18"        | 450  | 100             |
| 24"        | 600  | 130             |
| 30"        | 750  | 160             |
| 36"        | 900  | 200             |
| 42"        | 1050 | 230             |
| 48"        | 1200 | 270             |
| 54"        | 1350 | 300             |
| 60"        | 1500 | 340             |
| 72"        | 1800 | 410             |

### Rivets Required For One RAR8 or R9S Joint

| BELT WIDTH |      | RIVETS REQUIRED |
|------------|------|-----------------|
| in.        | mm   |                 |
| 48"        | 1200 | 432             |
| 54"        | 1350 | 480             |
| 60"        | 1500 | 544             |
| 72"        | 1800 | 656             |
| 84"        | 2130 | 768             |


Stock Items (non-shaded) carried in factory inventory.

Made To Order Items (shaded) allow one week for production. In most cases, the next standard stock item can be adapted to meet your requirements.

Non-Listed Items are available. Request quote for price and delivery.

\* Applies to RAR6LP only.

\*\* Use with 3/4" diameter hinge pin.



# Flexco® SR™ Scalloped Edge™ Rivet Hinged Fasteners



## RIVETS

Self-setting, pre-assembled with pilot nails



### STEEL

| ORDERING NUMBER             | ITEM CODE | BOX QTY. | WT. LBS. |
|-----------------------------|-----------|----------|----------|
| <b>BOX (100 Rivets)</b>     |           |          |          |
| SRA-100                     | 40539     | 100      | .9       |
| SRB-100                     | 40540     | 100      | 1.0      |
| SRC-100                     | 40541     | 100      | 1.1      |
| <b>BOX (250 Rivets)</b>     |           |          |          |
| SRA                         | 40527     | 250      | 2.3      |
| SRB                         | 40528     | 250      | 2.5      |
| SRC                         | 40529     | 250      | 2.6      |
| SRC/D                       | 40538     | 250      | 2.8      |
| SRD                         | 40530     | 250      | 2.9      |
| SRE                         | 40531     | 250      | 3.1      |
| SRF                         | 40532     | 250      | 3.1      |
| SRG                         | 40533     | 250      | 3.2      |
| SRH                         | 40534     | 250      | 3.4      |
| SRI                         | 40535     | 250      | 3.5      |
| SRJ                         | 40536     | 250      | 3.6      |
| SRK                         | 40537     | 250      | 3.7      |
| <b>BUCKET (2000 Rivets)</b> |           |          |          |
| SRA-2M                      | 41190     | 2000     | 16.6     |
| SRB-2M                      | 41191     | 2000     | 18.1     |
| SRC-2M                      | 41192     | 2000     | 20.2     |
| SRC/D-2M                    | 41193     | 2000     | 21.2     |
| SRD-2M                      | 41194     | 2000     | 21.9     |
| SRE-2M                      | 41195     | 2000     | 23.1     |
| SRF-2M                      | 41196     | 2000     | 24.4     |
| SRG-2M                      | 41197     | 2000     | 24.9     |



**NOTE:** Use standard rivet selection criteria for collated rivet strips.

### STAINLESS (TYPE 430)

| ORDERING NUMBER             | ITEM CODE | BOX QTY. | WT. LBS. |
|-----------------------------|-----------|----------|----------|
| <b>BOX (250 Rivets)</b>     |           |          |          |
| SRA-S                       | 40542     | 250      | 2.3      |
| SRB-S                       | 40543     | 250      | 2.5      |
| SRC-S                       | 40544     | 250      | 2.6      |
| SRC/D-S                     | 40548     | 250      | 2.8      |
| SRD-S                       | 40545     | 250      | 2.9      |
| SRE-S                       | 40546     | 250      | 3.1      |
| SRF-S                       | 40547     | 250      | 3.1      |
| SRG-S                       | 40523     | 250      | 3.2      |
| SRH-S                       | 40522     | 250      | 3.4      |
| SRI-S                       | 40506     | 250      | 16.7     |
| SRJ-S                       | 40507     | 250      | 18.4     |
| SRK-S                       | 40520     | 250      | 19.9     |
| <b>BUCKET (2000 Rivets)</b> |           |          |          |
| SRA-S-2M                    | 41200     | 2000     | 17.1     |
| SRB-S-2M                    | 41201     | 2000     | 18.9     |
| SRC-S-2M                    | 41202     | 2000     | 20.6     |
| SRC/D-S-2M                  | 41203     | 2000     | 21.3     |
| SRD-S-2M                    | 41204     | 2000     | 21.9     |
| SRE-S-2M                    | 41205     | 2000     | 22.9     |
| SRF-S-2M                    | 41206     | 2000     | 23.5     |
| SRG-S-2M                    | 41207     | 2000     | 24.7     |
| SRH-S-2M                    | 41208     | 2000     | 25.1     |
| SRI-S-2M                    | 41181     | 2000     | 26.3     |
| SRJ-S-2M                    | 41183     | 2000     | 27.5     |
| SRK-S-2M                    | 41185     | 2000     | 28.7     |

## RAPID LOADER™ RIVET STRIPS

(For R5, R5-1/2, R6, BR10)

Self-setting, pre-assembled with pilot nails

60 Strips / 1200 Rivets per Bucket

| DESCRIPTION                 |            | ORDERING NUMBER | ITEM CODE | WT. LBS. |
|-----------------------------|------------|-----------------|-----------|----------|
| Size                        | Color Code |                 |           |          |
| <b>STEEL</b>                |            |                 |           |          |
| A                           | Red        | CSRLA           | 40857     | 13.00    |
| B                           | White      | CSRLB           | 40858     | 13.92    |
| C                           | Blue       | CSRLC           | 40859     | 14.84    |
| C/D                         | Orange     | CSRLC/D         | 40860     | 15.56    |
| D                           | Green      | CSRLD           | 40861     | 16.06    |
| E                           | Purple     | CSRLE           | 40862     | 16.62    |
| F                           | Yellow     | CSRLF           | 40863     | 17.34    |
| G                           | Black      | CSRLG           | 40864     | 17.90    |
| <b>STAINLESS (TYPE 430)</b> |            |                 |           |          |
| A                           | Red        | CSRLA-S         | 40978     | 12.90    |
| B                           | White      | CSRLB-S         | 40979     | 13.80    |
| C                           | Blue       | CSRLC-S         | 40980     | 14.92    |
| C/D                         | Orange     | CSRLC/D-S       | 40981     | 15.31    |
| D                           | Green      | CSRLD-S         | 40982     | 15.92    |
| E                           | Purple     | CSRLE-S         | 40983     | 16.48    |
| F                           | Yellow     | CSRLF-S         | 40984     | 16.94    |
| G                           | Black      | CSRLG-S         | 40985     | 17.52    |

## RAPID LOADER™ RIVET STRIPS

WITH WASHERS

(For use with the Flexco® Power Set™ Rivet Driver and Hiiti DX 460-SR installation tool)

60 Strips / 1200 Rivets per Bucket

| DESCRIPTION                 |            | ORDERING NUMBER | ITEM CODE | WT. LBS. |
|-----------------------------|------------|-----------------|-----------|----------|
| Size                        | Color Code |                 |           |          |
| <b>STEEL</b>                |            |                 |           |          |
| A                           | Red        | CSRLA-W         | 40891     | 13.00    |
| B                           | White      | CSRLB-W         | 40892     | 13.92    |
| C                           | Blue       | CSRLC-W         | 40893     | 14.84    |
| C/D                         | Orange     | CSRLC/D-W       | 40895     | 15.56    |
| D                           | Green      | CSRLD-W         | 40897     | 16.06    |
| E                           | Purple     | CSRLE-W         | 40898     | 16.62    |
| F                           | Yellow     | CSRLF-W         | 40899     | 17.34    |
| G                           | Black      | CSRLG-W         | 40901     | 17.90    |
| <b>STAINLESS (TYPE 430)</b> |            |                 |           |          |
| A                           | Red        | CSRLA-S-W       | 40955     | 12.90    |
| B                           | White      | CSRLB-S-W       | 40956     | 13.80    |
| C                           | Blue       | CSRLC-S-W       | 40957     | 14.92    |
| C/D                         | Orange     | CSRLC/D-S-W     | 40958     | 15.31    |
| D                           | Green      | CSRLD-S-W       | 40959     | 15.92    |
| E                           | Purple     | CSRLE-S-W       | 40961     | 16.48    |
| F                           | Yellow     | CSRLF-S-W       | 40969     | 16.94    |
| G                           | Black      | CSRLG-S-W       | 40971     | 17.52    |



# Flexco® SR™ Scalloped Edge™ Rivet Hinged Fasteners

## HINGE PINS

### FOR R2 & R5

(SEE PAGE 55 FOR ADDITIONAL HINGE PINS.)

| BELT WIDTH                                     | ORDERING NUMBER | ITEM CODE | WT. LBS.  |
|--|-----------------|-----------|-----------|
| <b>AC</b><br>BARE ARMORED CABLE<br>(1/4" dia.) |                 |           |           |
| EACH (One Pin)                                 |                 |           |           |
| 12"  | 300             |           |           |
| 14"  | 350             |           |           |
| 16"  | 400             |           |           |
| 18"  | 450             | AC-18-1   | 38129 .2  |
| 20"  | 500             |           |           |
| 24"  | 600             | AC-24-1   | 38130 .2  |
| 26"  | 650             | AC-26-1   | 38131 .2  |
| 30"  | 750             | AC-30-1   | 38132 .3  |
| 36"  | 900             | AC-36-1   | 38133 .3  |
| 42"  | 1050            | AC-42-1   | 38134 .4  |
| 48"  | 1200            | AC-48-1   | 38135 .4  |
| 54"  | 1350            | AC-54-1   | 38136 .5  |
| 60"  | 1500            | AC-60-1   | 38137 .5  |
| 72"  | 1800            | AC-72-1   | 38138 .6  |
| PACKAGE (Ten Pins)                             |                 |           |           |
| 18"  | 450             | AC-18     | 40685 1.7 |
| 24"  | 600             | AC-24     | 40686 2.3 |
| 26"  | 650             | AC-26     | 40687 2.4 |
| 30"  | 750             | AC-30     | 40688 2.8 |
| 36"  | 900             | AC-36     | 40689 3.4 |
| 42"  | 1050            | AC-42     | 40691 3.8 |
| 48"  | 1200            | AC-48     | 40692 4.8 |
| 60"  | 1500            |           |           |
| 72"  | 1800            |           |           |

| ORDERING NUMBER  | ITEM CODE | WT. LBS. |
|--|-----------|----------|
| <b>*ACS</b><br>BARE ARMORED STAINLESS CABLE<br>(17/64" dia.) |           |          |
| EACH (One Pin)   |           |          |
|  |           |          |
| ACS-30-1   | 41380     | .3       |
| ACS-36-1   | 41381     | .3       |
| ACS-42-1   | 41382     | .4       |
| ACS-48-1   | 41383     | .4       |
| ACS-54-1   | 41384     | .5       |
| ACS-60-1   | 41385     | .5       |
| ACS-72-1   | 41388     | .6       |
| PACKAGE (Ten Pins)   |           |          |
| ACS-30   | 41354     | 2.8      |
| ACS-36   | 41355     | 3.4      |
| ACS-42   | 41356     | 3.8      |
| ACS-48   | 41357     | 4.8      |
| ACS-54   | 41358     | 5.4      |
| ACS-60   | 41359     | 6.1      |
| ACS-72   | 41363     | 6.8      |

| ORDERING NUMBER  | ITEM CODE | WT. LBS. |
|--|-----------|----------|
| <b>NAC</b><br>NYLON COVERED ARMORED CABLE<br>(1/4" dia.) |           |          |
| EACH (One Pin)   |           |          |
|  |           |          |
| NAC-18-1   | 38108     | .2       |
| NAC-24-1   | 38109     | .2       |
| NAC-26-1   | 38110     | .2       |
| NAC-30-1   | 38111     | .3       |
| NAC-36-1   | 38112     | .3       |
| NAC-42-1   | 38113     | .4       |
| NAC-48-1   | 38114     | .4       |
| NAC-54-1   | 38115     | .5       |
| NAC-60-1   | 38116     | .5       |
| NAC-72-1   | 38117     | .6       |
| PACKAGE (Ten Pins)                                       |           |          |
| NAC-18   | 40629     | 1.7      |
| NAC-24   | 40631     | 2.3      |
| NAC-26   | 40632     | 2.4      |
| NAC-30   | 40633     | 2.8      |
| NAC-36   | 40634     | 3.4      |
| NAC-42   | 40636     | 3.8      |
| NAC-48   | 40637     | 4.8      |

| ORDERING NUMBER                                       | ITEM CODE | WT. LBS. |
|---|-----------|----------|
| <b>NC</b><br>NYLON COVERED STEEL CABLE<br>(1/4" dia.) |           |          |
| EACH (One Pin)  |           |          |
| NC-12-1   | 38000     | .1       |
| NC-14-1   | 38001     | .1       |
| NC-16-1   | 38002     | .1       |
| NC-18-1   | 38003     | .1       |
| NC-20-1   | 38004     | .2       |
| NC-24-1   | 38005     | .2       |
| NC-30-1   | 38007     | .2       |
| NC-36-1   | 38008     | .2       |
| NC-42-1   | 38009     | .2       |
| NC-48-1   | 38010     | .3       |
| NC-54-1   | 38011     | .3       |
| NC-60-1   | 38012     | .4       |
| NC-72-1   | 38013     | .4       |
| PACKAGE (Ten Pins)                                    |           |          |
| NC-18   | 40153     | 1.3      |
| NC-24   | 40155     | 1.8      |
| NC-26   | 40156     | 1.8      |
| NC-30   | 40157     | 2.0      |
| NC-36   | 40158     | 2.3      |
| NC-42   | 40159     | 2.6      |
| NC-48   | 40160     | 3.0      |
| NC-54   | 40161     | 3.4      |
| NC-60   | 40162     | 3.9      |
| NC-72   | 40163     | 5.0      |
| 100 FOOT COILS  |           |          |
| NC-C  | 39740     | 8.6      |

| ORDERING NUMBER   | ITEM CODE | WT. LBS. |
|---|-----------|----------|
| <b>*NCS</b><br>NYLON COVERED STAINLESS CABLE<br>(1/4" dia.) |           |          |
| EACH (One Pin)  |           |          |
|   |           |          |
| NCS-24-1  | 38041     | .2       |
| NCS-30-1  | 38043     | .2       |
| NCS-36-1  | 38044     | .2       |
| NCS-42-1  | 38045     | .3       |
| NCS-48-1  | 38046     | .3       |
| NCS-54-1  | 38047     | .3       |
| NCS-60-1  | 38048     | .4       |
| NCS-72-1  | 38049     | .5       |
| PACKAGE (Ten Pins)  |           |          |
| NCS-24  | 40175     | 1.8      |
| NCS-30  | 40177     | 2.0      |
| NCS-36  | 40178     | 2.3      |
| NCS-42  | 40179     | 2.6      |
| NCS-48  | 40180     | 3.0      |
| NCS-54  | 40181     | 3.4      |
| NCS-60  | 40182     | 3.9      |
| 100 FOOT COILS  |           |          |
| NCS-C   | 39817     | 8.6      |

### FOR R2 & R5

| BELT WIDTH                                   | ORDERING NUMBER | ITEM CODE | WT. LBS.  |
|--|-----------------|-----------|-----------|
| <b>SC</b><br>BARE STEEL CABLE<br>(1/4" dia.) |                 |           |           |
| EACH (One Pin)                               |                 |           |           |
| 18"  | 450             |           |           |
| 24"  | 600             | SC-24-1   | 38180 .2  |
| 30"  | 750             | SC-30-1   | 38182 .3  |
| 36"  | 900             | SC-36-1   | 38183 .3  |
| 38"  | 950             |           |           |
| 40"  | 1000            |           |           |
| 42"  | 1050            | SC-42-1   | 38184 .4  |
| 44"  | 1100            |           |           |
| 46"  | 1150            |           |           |
| 48"  | 1200            | SC-48-1   | 38185 .4  |
| 54"  | 1350            | SC-54-1   | 38240 .5  |
| 60"  | 1500            | SC-60-1   | 38188 .5  |
| 72"  | 1800            | SC-72-1   | 38195 .6  |
| PACKAGE (Ten Pins)                           |                 |           |           |
| 18"  | 450             | SC-18     | 40201 1.8 |
| 24"  | 600             | SC-24     | 40202 2.3 |
| 30"  | 750             | SC-30     | 40204 2.9 |
| 36"  | 900             | SC-36     | 40205 3.4 |
| 38"  | 950             |           |           |
| 40"  | 1000            |           |           |
| 42"  | 1050            | SC-42     | 40206 4.0 |
| 44"  | 1100            |           |           |
| 46"  | 1150            |           |           |
| 48"  | 1200            | SC-48     | 40207 4.6 |
| 54"  | 1350            | SC-54     | 39808 5.1 |
| 60"  | 1500            | SC-60     | 39802 5.8 |

| ORDERING NUMBER                                     | ITEM CODE | WT. LBS. |
|---|-----------|----------|
| <b>*SSC</b><br>BARE STAINLESS CABLE<br>(7/32" dia.) |           |          |
| EACH (One Pin)                                      |           |          |
|   |           |          |
| SSC-24-1  | 38199     | .2       |
| SSC-30-1  | 38201     | .3       |
| SSC-36-1  | 38202     | .3       |
| SSC-42-1  | 38203     | .4       |
| SSC-48-1  | 38204     | .4       |
| SSC-54-1  | 38211     | .5       |
| SSC-60-1  | 38205     | .5       |
| SSC-72-1  | 38222     | .6       |
| PACKAGE (Ten Pins)                                  |           |          |
| SSC-18  | 40209     | 1.8      |
| SSC-24  | 40210     | 2.3      |
| SSC-30  | 40211     | 2.9      |
| SSC-36  | 40212     | 3.4      |
| SSC-42  | 40213     | 4.0      |
| SSC-48  | 40214     | 4.6      |
| SSC-54  | 39811     | 5.1      |
| SSC-60  | 39812     | 5.8      |

### FOR R5

| ORDERING NUMBER                                  | ITEM CODE | WT. LBS. |
|--|-----------|----------|
| <b>SC932</b><br>BARE STEEL CABLE<br>(9/32" dia.) |           |          |
| EACH (One Pin)                                   |           |          |
| SC932-18-1                                       | 38348     | .4       |
| SC932-24-1                                       | 38344     | .5       |
| SC932-30-1                                       | 38341     | .6       |
| SC932-36-1                                       | 38342     | .7       |
| SC932-38-1                                       | 38413     | .7       |
| SC932-40-1                                       | 38406     | .8       |
| SC932-42-1                                       | 38343     | .8       |
| SC932-44-1                                       | 38405     | .9       |
| SC932-46-1                                       | 38404     | .9       |
| SC932-48-1                                       | 38345     | .9       |
| SC932-54-1                                       | 38355     | 1.0      |
| SC932-60-1                                       | 38351     | 1.0      |
| SC932-72-1                                       | 38350     | 1.1      |
| PACKAGE (Ten Pins)                               |           |          |
| SC932-30   | 38300     | 5.8      |
| SC932-36   | 38301     | 7.0      |
| SC932-38   | 38412     | 7.4      |
| SC932-40   | 38409     | 7.8      |
| SC932-42   | 38302     | 8.2      |
| SC932-44   | 38411     | 8.6      |
| SC932-46   | 38410     | 8.9      |
| SC932-48   | 38303     | 9.3      |
| SC932-54   | 38305     | 9.9      |
| SC932-60   | 38312     | 10.5     |

| ORDERING NUMBER  | ITEM CODE | WT. LBS. |
|--|-----------|----------|
| <b>*SSC932</b><br>BARE STAINLESS CABLE<br>(9/32" dia.) |           |          |
| EACH (One Pin)   |           |          |
| SSC932-18-1  | 38349     | .4       |
| SSC932-24-1  | 38336     | .5       |
| SSC932-30-1  | 38337     | .6       |
| SSC932-36-1  | 38338     | .7       |
| SSC932-38-1  | 38425     | .7       |
| SSC932-40-1  | 38426     | .8       |
| SSC932-42-1  | 38339     | .8       |
| SSC932-44-1  | 38427     | .9       |
| SSC932-46-1  | 38428     | .9       |
| SSC932-48-1  | 38340     | .9       |
| SSC932-54-1  | 38429     | 1.0      |
| SSC932-60-1  | 38352     | 1.0      |
| SSC932-72-1  | 38335     | 1.1      |
| PACKAGE (Ten Pins)                                     |           |          |
| SSC932-30  | 38320     | 5.8      |
| SSC932-36  | 38321     | 7.0      |
| SSC932-38  | 38420     | 7.4      |
| SSC932-40  | 38417     | 7.8      |
| SSC932-42  | 38322     | 8.2      |
| SSC932-44  | 38419     | 8.6      |
| SSC932-46  | 38418     | 8.9      |
| SSC932-48  | 38323     | 9.3      |
| SSC932-54  | 38325     | 9.9      |
| SSC932-60  | 38317     | 10.5     |

### \*300 SERIES

NOTE: For hinge pin retaining washers for R5 pins, see page 55.

# Flexco® SR™ Scalloped Edge™ Rivet Hinged Fasteners



## HINGE PINS



FOR R5-1/2, R6,  
RAR6LP & RAR8 FOR R6, RAR6LP

FOR R5-1/2, R6, RAR6LP

| BELT WIDTH                |           | ORDERING NUMBER                                       | ITEM CODE | WT. LBS. | ORDERING NUMBER                                 | ITEM CODE | WT. LBS. | ORDERING NUMBER   | ITEM CODE | WT. LBS.                  | ORDERING NUMBER   | ITEM CODE | WT. LBS. |  |
|---------------------------|-----------|---|-----------|----------|---|-----------|----------|---|-----------|---------------------------|---|-----------|----------|--|
|                           |           | <b>AC6</b><br>BARE ARMORED STEEL CABLE<br>(3/8" dia.) |           |          | <b>SC6</b><br>BARE STEEL CABLE<br>(23/64" dia.) |           |          | <b>*ACS6</b><br>BARE ARMORED STAINLESS CABLE<br>(3/8" dia.) |           |                           | <b>NAC6</b><br>NYLON COVERED ARMORED CABLE<br>(13/32" dia.) |           |          |  |
| <b>in.</b>                | <b>mm</b> | EACH (One Pin)  |           |          | EACH (One Pin)                                  |           |          | EACH (One Pin)  |           |                           | EACH (One Pin)  |           |          |  |
| 24"                       | 600       | AC6-24-1  | 38164     | .7       | SC6-38-1  | 38370     | 1.1      | ACS6-36/900-1   | 39274     | 1.0                       | NAC6-24-1   | 38144     | .7       |  |
| 30"                       | 750       | AC6-30-1  | 38165     | .8       | SC6-40-1  | 38371     | 1.2      | ACS6-40-1   | 39280     | 1.1                       | NAC6-30-1   | 38145     | .8       |  |
| 36"                       | 900       | AC6-36-1  | 38166     | 1.0      | SC6-42-1  | 38376     | 1.2      | ACS6-42-1   | 39275     | 1.2                       | NAC6-36-1   | 38146     | 1.0      |  |
| 38"                       | 950       | AC6-38-1  | 38161     | 1.1      | SC6-44-1  | 38372     | 1.3      | ACS6-46-1   | 39281     | 1.3                       | NAC6-38-1   | 40940     | 1.1      |  |
| 40"                       | 1000      | AC6-40-1  | 38162     | 1.1      | SC6-46-1  | 38373     | 1.4      | ACS6-48-1   | 39276     | 1.3                       | NAC6-40-1   | 40941     | 1.1      |  |
| 42"                       | 1050      | AC6-42-1  | 38167     | 1.2      | SC6-48-1  | 38377     | 1.4      | ACS6-52-1   | 39282     | 1.4                       | NAC6-42-1   | 38147     | 1.2      |  |
| 44"                       | 1100      | AC6-44-1  | 38143     | 1.3      | SC6-54-1  | 38374     | 1.5      | ACS6-54-1   | 39277     | 1.5                       | NAC6-44-1   | 40942     | 1.3      |  |
| 46"                       | 1150      | AC6-48-1  | 38168     | 1.4      | SC6-60-1  | 38375     | 1.6      | ACS6-60-1   | 39278     | 1.7                       | NAC6-46-1   | 40943     | 1.4      |  |
| 48"                       | 1200      | AC6-54-1  | 38169     | 1.5      | SC6-72-1  | 38378     | 2.1      | ACS6-72-1   | 39279     | 2.1                       | NAC6-48-1   | 38148     | 1.4      |  |
| 52"                       | 1350      | AC6-60-1  | 38170     | 1.7      | SC6-84-1  | 38387     | 2.5      | ACS6-84-1   | 39283     | 2.5                       | NAC6-54-1   | 38149     | 1.5      |  |
| 54"                       | 1500      | AC6-72-1  | 38171     | 2.1      |   |           |          |   |           |                           | NAC6-60-1   | 38150     | 1.7      |  |
| 60"                       | 1500      |   |           |          |   |           |          |   |           |                           | NAC6-72-1   | 38151     | 2.1      |  |
| 72"                       | 1800      |   |           |          |   |           |          |   |           |                           | NAC6-84-1   | 38154     | 2.4      |  |
| 84"                       | 2130      |   |           |          |   |           |          |   |           |                           |   |           |          |  |
| <b>PACKAGE (Ten Pins)</b> |           |   |           |          | <b>PACKAGE (Ten Pins)</b>                       |           |          |   |           | <b>PACKAGE (Ten Pins)</b> |   |           |          |  |
| 24"                       | 600       | AC6-24  | 40707     | 6.2      | SC6-36  | 38362     | 10.5     | ACS6-36/900   | 39300     | 10.0                      | NAC6-24   | 40654     | 6.5      |  |
| 30"                       | 750       | AC6-30  | 40709     | 8.1      | SC6-38  | 38365     | 11.0     | ACS6-40   | 39307     | 11.0                      | NAC6-30   | 40657     | 8.3      |  |
| 36"                       | 900       | AC6-36  | 40710     | 10.0     | SC6-40  | 38366     | 11.6     | ACS6-42   | 39301     | 12.0                      | NAC6-36   | 40659     | 10.0     |  |
| 38"                       | 950       | AC6-38  | 38403     | 10.2     | SC6-42  | 38363     | 12.2     | ACS6-46   | 39308     | 12.3                      | NAC6-38   | 40681     | 10.2     |  |
| 40"                       | 1000      | AC6-40  | 38401     | 11.0     | SC6-44  | 38367     | 12.8     | ACS6-48   | 39302     | 3.4                       | NAC6-40   | 40670     | 11.0     |  |
| 42"                       | 1050      | AC6-42  | 40712     | 12.0     | SC6-46  | 38368     | 13.4     | ACS6-52   | 39306     | 14.0                      | NAC6-42   | 40661     | 11.8     |  |
| 44"                       | 1100      | AC6-44  | 40713     | 12.3     | SC6-48  | 38364     | 14.0     | ACS6-54   | 39303     | 15.8                      | NAC6-44   | 40680     | 12.3     |  |
| 46"                       | 1150      |   |           |          | SC6-54  | 38369     | 15.8     | ACS6-60   | 39304     | 17.6                      | NAC6-46   | 40679     | 12.9     |  |
| 48"                       | 1200      | AC6-48  | 40714     | 12.5     | SC6-60  | 38380     | 17.6     | ACS6-72   | 39305     | 20.9                      | NAC6-48   | 40663     | 13.5     |  |
| 52"                       | 1350      |   |           |          | SC6-72  | 38381     | 20.9     | ACS6-84   | 39309     | 25.0                      | NAC6-54   | 40665     | 15.0     |  |
| 54"                       | 1350      | AC6-54  | 40716     | 14.7     | SC6-84  | 38390     | 25.0     |   |           |                           | NAC6-60   | 40667     | 17.0     |  |
| 60"                       | 1500      | AC6-60  | 40718     | 16.2     |   |           |          |   |           |                           | NAC6-72   | 40669     | 20.1     |  |
| 72"                       | 1800      | AC6-72  | 40720     | 19.6     |   |           |          |   |           |                           | NAC6-84   | 40671     | 24.4     |  |
| 84"                       | 2130      | AC6-84  | 40721     | 25.0     |   |           |          |   |           |                           |   |           |          |  |

\*300 SERIES

FOR R9

| BELT WIDTH |           | ORDERING NUMBER   | ITEM CODE | WT. LBS. | ORDERING NUMBER  | ITEM CODE | WT. LBS. |
|------------|-----------|---|-----------|----------|--|-----------|----------|
|            |           | <b>*NCS</b><br>NYLON COVERED STAINLESS CABLE<br>(5/8" dia.) |           |          | <b>NCS</b><br>NYLON COVERED STAINLESS CABLE<br>(3/4" dia.) |           |          |
| <b>in.</b> | <b>mm</b> | EACH (One Pin)  |           |          | EACH (One Pin)   |           |          |
| 48"        | 1200      | NCS962-48-1   | 53234     | 2.2      | NCS975-48-1  | 53255     | 3.1      |
| 54"        | 1350      | NCS962-54-1   | 53235     | 2.4      | NCS975-54-1  | 53256     | 3.5      |
| 60"        | 1500      | NCS962-60-1   | 53236     | 2.7      | NCS975-60-1  | 53257     | 4.0      |
| 72"        | 1800      | NCS962-72-1   | 53237     | 3.3      | NCS975-72-1  | 53258     | 4.8      |
| 84"        | 2130      | NCS962-84-1   | 53238     | 3.8      | NCS975-84-1  | 53259     | 5.6      |

HINGE PIN RETAINING WASHERS  
FOR R2, R5, 1/4" DIAMETER NYLON  
CABLE HINGE PINS ONLY

50 PER PACKAGE

| ORDERING NUMBER | ITEM CODE | WT. LBS. |
|-----------------|-----------|----------|
| 310-RET-50      | 40135     | .3       |

NOTE: 5/8" inside diameter



- Stock Items** (non-shaded) carried in factory inventory.
- Made To Order Items** (shaded) allow one week for production. In most cases, the next standard stock item can be adapted to meet your requirements.
- Non-Listed Items** are available. Request quote for price and delivery.



# Flexco® SR™ Scalloped Edge™ Rivet Hinged Fasteners

## INSTALLATION TOOLS

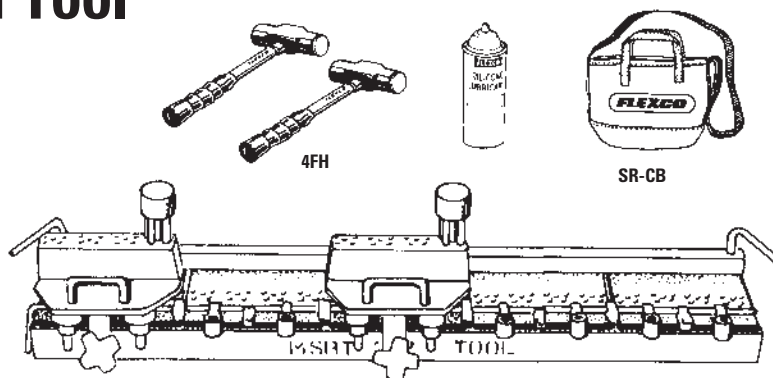
### Multiple Rivet Applicator Tool

#### MSRT APPLICATOR COMPLETE

(Includes two SR700 Multiple Guide Blocks, two SR759 Multiple Drive Rods, two 4 lb. Hammers, Lubricant and one Canvas Carry Bag.)

(NOTE: For installation of R5, R5-1/2, and R6 Fasteners.)

| BELT WIDTH |      | ORDERING NUMBER | ITEM CODE | WT. LBS. |
|------------|------|-----------------|-----------|----------|
| in.        | mm   |                 |           |          |
| 30"        | 750  | MSRT-30         | 41041     | 63.0     |
| 36"        | 900  | MSRT-36         | 41042     | 70.0     |
| 42"        | 1050 | MSRT-42         | 41043     | 77.0     |
| 48"        | 1200 | MSRT-48         | 41044     | 85.0     |
| 60"        | 1500 | MSRT-60         | 41046     | 93.0     |
| 72"        | 1800 | MSRT-72         | 41047     | 100.0    |
| 84"        | 2130 | MSRT-84         | 41048     | 110.0    |



#### MSRT8 APPLICATOR COMPLETE

(NOTE: Installs R6, RAR6 & RAR8 fasteners only.)

| BELT WIDTH |      | ORDERING NUMBER | ITEM CODE | WT. LBS. |
|------------|------|-----------------|-----------|----------|
| in.        | mm   |                 |           |          |
| 48"        | 1200 | MSRT8-48        | 41032     | 85.0     |
| 60"        | 1500 | MSRT8-60        | 41033     | 93.0     |
| 72"        | 1800 | MSRT8-72        | 41034     | 100.0    |
| 84"        | 2130 | MSRT8-84        | 41035     | 110.0    |

#### ALUMINUM MSRT APPLICATOR COMPLETE

(Includes two SR700 Multiple Guide Blocks, two SR759 Multiple Drive Rods, two 4 lb. Hammers, Lubricant and one Canvas Carry Bag.)

| BELT WIDTH |      | ORDERING NUMBER | ITEM CODE | WT. LBS. |
|------------|------|-----------------|-----------|----------|
| in.        | mm   |                 |           |          |
| 30"        | 750  | MSRT-30-AL      | 40771     | *57.0    |
| 36"        | 900  | MSRT-36-AL      | 40773     | 63.0     |
| 42"        | 1050 | MSRT-42-AL      | 40775     | 69.0     |
| 48"        | 1200 | MSRT-48-AL      | 40776     | 76.0     |
| 60"        | 1500 | MSRT-60-AL      | 40782     | 89.0     |
| 72"        | 1800 | MSRT-72-AL      | 40783     | 105.0    |
| 84"        | 2130 | MSRT-84-AL      | 40784     | *121.0   |
| 96"        | 2430 | MSRT-96-AL      | 40785     | *137.0   |

#### MSRT9 APPLICATOR COMPLETE

(NOTE: Installs R9 fasteners only.)

| BELT WIDTH |      | ORDERING NUMBER | ITEM CODE | WT. LBS. |
|------------|------|-----------------|-----------|----------|
| in.        | mm   |                 |           |          |
| 48"        | 1200 | MSRT9-48        | 40994     | 82.0     |
| 60"        | 1500 | MSRT9-60        | 40995     | 98.0     |
| 72"        | 1800 | MSRT9-72        | 40996     | 114.0    |
| 84"        | 2130 | MSRT9-84        | 40997     | 121.0    |

NOTE: Guide blocks cannot be used with rivet sizes J, K and L.

#### ALUMINUM MSRT8 APPLICATOR COMPLETE

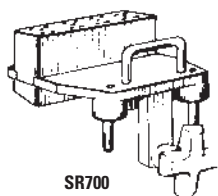
(NOTE: Installs R6, RAR6 & RAR8 fasteners only.)

| BELT WIDTH |      | ORDERING NUMBER | ITEM CODE | WT. LBS. |
|------------|------|-----------------|-----------|----------|
| in.        | mm   |                 |           |          |
| 48"        | 1200 | MSRT8-48-AL     | 41115     | 76.0     |
| 60"        | 1500 | MSRT8-60-AL     | 41116     | 89.0     |
| 72"        | 1800 | MSRT8-72-AL     | 41117     | 105.0    |
| 84"        | 2130 | MSRT8-84-AL     | 41118     | *121.0   |
| 96"        | 2430 | MSRT8-96-AL     | 41119     | *137.0   |

\* Estimated weight

## MULTIPLE RIVET DRIVER COMPONENTS

| DESCRIPTION                   | ORDERING NUMBER | ITEM CODE | WT. LBS. |
|-------------------------------|-----------------|-----------|----------|
| Multiple Guide Block          | SR700           | 41054     | 3.0      |
| Multiple 5 Prong Drive Rod    | SR759           | 41055     | 1.0      |
| Multiple Guide Block - For R8 | SR800           | 41050     | 5.1      |
| 8 Prong Drive Rod             | SR859-8         | 41068     | 1.2      |
| Multiple Guide Block - For R9 | SR900           | 41045     | 7.0      |
| 2 Prong Drive Rod             | SR759-2         | 41058     | .9       |
| Silicone Lubricant            | SL5-1           | 30932     | 1.4      |
| Four lb. Hammer               | 4FH             | 30435     | 5.3      |
| Six lb. Hammer                | 6FH             | 30375     | 7.3      |
| Canvas Bag                    | SR-CB           | 41031     | 1.3      |



SR700



SR759





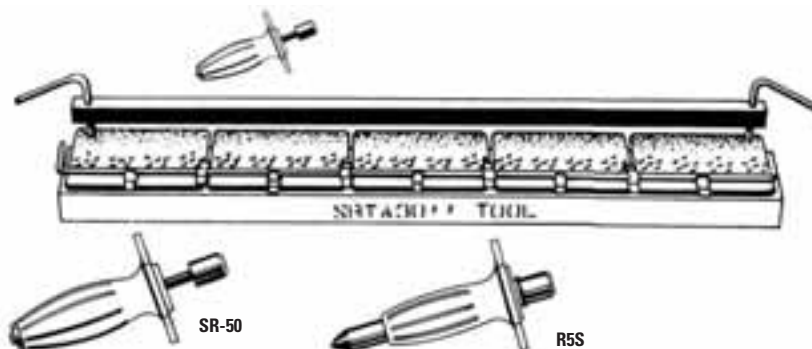
## INSTALLATION TOOLS

### Single Rivet Applicator Tool

#### SRTA APPLICATOR COMPLETE

(Includes one SR-50 Driver Tool Complete)

| BELT WIDTH |      | ORDERING NUMBER | ITEM CODE | WT. LBS. |
|------------|------|-----------------|-----------|----------|
| in.        | mm   |                 |           |          |
| 30"        | 750  | SRTA-30         | 41213     | 35.0     |
| 36"        | 900  | SRTA-36         | 41214     | 41.8     |
| 42"        | 1050 | SRTA-42         | 41215     | 48.6     |
| 48"        | 1200 | SRTA-48         | 41216     | 55.8     |
| 60"        | 1500 | SRTA-60         | 41218     | 69.8     |
| 72"        | 1800 | SRTA-72         | 41219     | 83.0     |
| 84"        | 2130 | SRTA-84         | 41220     | 85.2     |



#### SINGLE RIVET DRIVER TOOL

| DESCRIPTION          | ORDERING NUMBER | ITEM CODE | WT. LBS. |
|----------------------|-----------------|-----------|----------|
| Driver Tool Complete | SR-50           | 40510     | .8       |
| Drive Rod            | SR5-7           | 40517     | .3       |

#### RIVET SET\*

| ORDERING NUMBER | ITEM CODE | WT. LBS. |
|-----------------|-----------|----------|
| R5S             | 40348     | 1.9      |

\*If no SRTA Application Tool is available, fasteners may be installed with an R5S Flexco Rivet Set. See Instruction Sheet No. RH315.

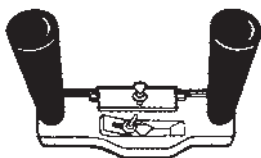
#### METAL TOOL BOX FOR SR™ and BR™ APPLICATOR TOOLS

| DESCRIPTION         | ORDERING NUMBER / ITEM CODE | WT. LBS. |
|---------------------|-----------------------------|----------|
| 36" Tool Box        | 40988                       | 41.2     |
| 42" or 48" Tool Box | 40990                       | 48.2     |
| 60" Tool Box        | 40991                       | 73.0     |

#### FLEXCO® BELT GROOVER

(7/16" WIDE GROOVE PATH)

| ORDERING NUMBER | ITEM CODE | WT. LBS. |
|-----------------|-----------|----------|
| FBG1            | 31978     | 1.8      |
| EXTRA BLADES    |           |          |
| HSP3            | 31980     | .1       |

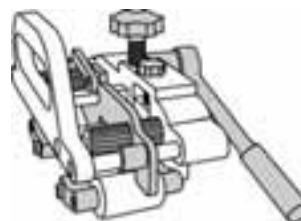


FBG1

#### FLEXCO® FSK™ BELT SKIVER

Width of Skive 2½" (64mm)

| DESCRIPTION                          | ORDERING NUMBER | ITEM CODE | WT. LBS. |
|--------------------------------------|-----------------|-----------|----------|
| Skiver Complete with Standard Blade  | FSK-1           | 31995     | 20.7     |
| Skiver Complete with High-Wear Blade | FSK-1A          | 32001     | 20.7     |
| Sharpening Stone                     |                 | 31987     | 0.5      |
| STK Tool Box                         |                 | 50009     | 5.4      |
| REPLACEMENT PARTS                    |                 |           |          |
| Skiver Blade-Standard                | FSK-1B          | 31996     | 0.3      |
| Skiver Blade-High Wear               | FSK-1BA         | 31999     | 0.3      |
| Skiver Ratchet Assembly              | FSK-1R          | 31991     | 1.8      |
| Skiver Chain                         | FSK-1C          | 31992     | 0.4      |
| Skiver Sprocket                      | FSK-1S          | 31993     | 0.2      |
| Skiver Fence Assembly                | FSK-1F          | 31994     | 1.1      |



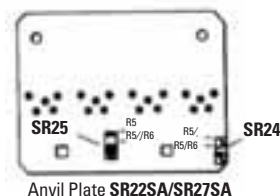
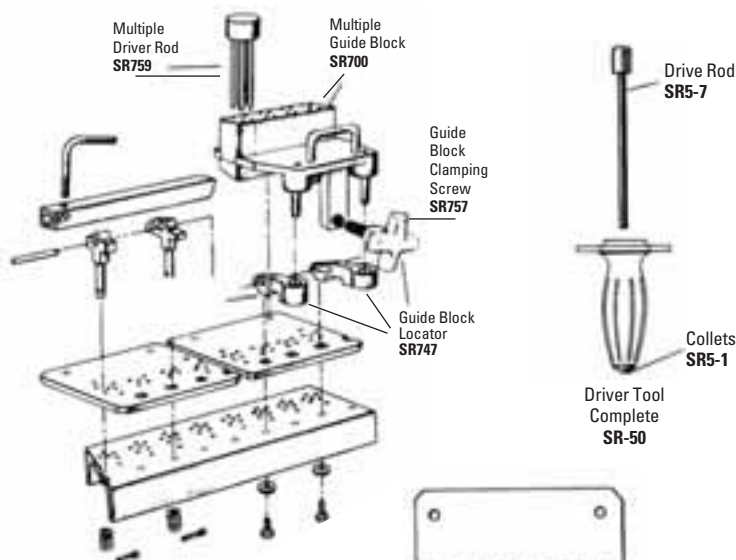
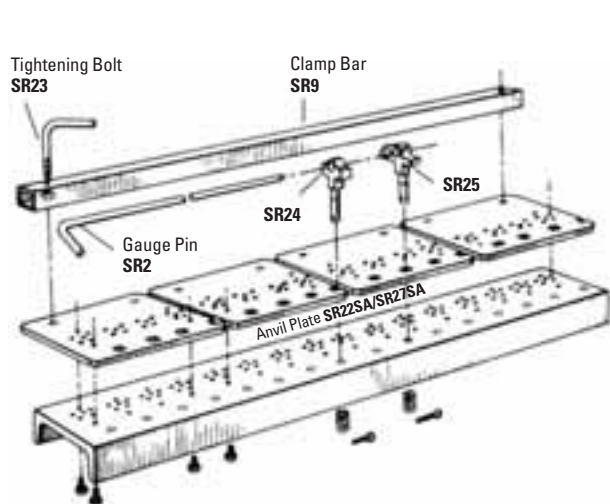
#### BELT CUTTERS

Please refer to Page 72.

**Stock Items** (non-shaded) carried in factory inventory.  
 **Made To Order Items** (shaded) allow one week for production. In most cases, the next standard stock item can be adapted to meet your requirements.  
**Non-Listed Items** are available. Request quote for price and delivery.



# Flexco® SR™ Scalloped Edge™ Rivet Hinged Fasteners



## REPLACEMENT PARTS FOR SRT, SRTA, MSRT TOOLS

| DESCRIPTION                                | ORDERING NUMBER | ITEM CODE | WT. LBS. |
|--|-----------------|-----------|----------|
| Gauge Pin Guide with Spring and Cotter Pin | SR24            | 40503     | .1       |
| Gauge Pin Guide with Spring and Cotter Pin | SR25            | 40504     | .1       |
| Stepped Anvil Plate Complete-for MSRT      | SR22SA          | 40652     | 1.7      |
| Stepped Anvil Plate Complete-for MSRT8     | SR27SA          | 41778     | 1.7      |
| Anvil Plate Screws (50/Package)            | BRPS            | 40908     | .7       |
| Tightening Bolt Complete                   | SR23            | 40502     | .2       |
| Rivet Guide Locator Assembly               | SR747           | 41056     | .2       |
| Clamping Screw                             | SR757           | 41057     | .1       |
| Collets-Set of Two                         | SR5-1           | 40511     | .1       |
| Gauge Pin for 30" Tool                     | SR2-30          | 40482     | .5       |
| Gauge Pin for 36" Tool                     | SR2-36          | 40483     | .6       |
| Gauge Pin for 42" Tool                     | SR2-42          | 40484     | .7       |
| Gauge Pin for 48" Tool                     | SR2-48          | 40485     | .8       |
| Gauge Pin for 60" Tool                     | SR2-60          | 40487     | 1.0      |
| Gauge Pin for 72" Tool                     | SR2-72          | 40488     | 1.2      |
| Gauge Pin for 84" Tool                     | SR2-84          | 40489     | 1.5      |
| Clamp Bar for 30" Tool                     | SR9-30          | 40493     | 3.8      |
| Clamp Bar for 36" Tool                     | SR9-36          | 40494     | 4.1      |
| Clamp Bar for 42" Tool                     | SR9-42          | 40495     | 5.3      |
| Clamp Bar for 48" Tool                     | SR9-48          | 40496     | 6.2      |
| Clamp Bar for 60" Tool                     | SR9-60          | 40498     | 6.8      |
| Clamp Bar for 72" Tool                     | SR9-72          | 40499     | 7.5      |
| Clamp Bar for 84" Tool                     | SR9-84          | 40497     | 7.9      |

See Spare Parts Sheet FR-320.

## REPLACEMENT PARTS FOR ALUMINUM MSRT TOOL

| DESCRIPTION                     | ORDERING NUMBER | ITEM CODE | WT. LBS. |
|---------------------------------|-----------------|-----------|----------|
| Guide Locator                   | SR747-AL        | 43022     | .2       |
| Gauge Pin Guide                 | SR25-AL         | 43023     | .1       |
| Gauge Pin Guide                 | SR24-AL         | 43024     | .1       |
| Anvil Plate-5 Hole              | SR22-AL         | 43025     | 1.7      |
| Anvil Plate-8 Hole              | SR27-AL         | 43026     | 2.5      |
| Anvil Plate Screws              | SRPS-AL         | 43027     | .7       |
| Clamp Bar Bolt                  | SR23-AL         | 43028     | .2       |
| Gauge Pin for 30" Tool          | SR2-30-AL       | 43038     | .5       |
| Gauge Pin for 36" Tool          | SR2-36-AL       | 43039     | .6       |
| Gauge Pin for 42" Tool          | SR2-42-AL       | 43040     | .7       |
| Gauge Pin for 48" Tool          | SR2-48-AL       | 43041     | .8       |
| Gauge Pin for 60" Tool          | SR2-60-AL       | 43042     | 1.0      |
| Gauge Pin for 72" Tool          | SR2-72-AL       | 43043     | 1.2      |
| Gauge Pin for 84" Tool          | SR2-84-AL       | 43044     | 1.5      |
| Gauge Pin for 96" Tool          | SR2-96-AL       | 43045     | 2.0      |
| Clamp Bar Nut W/Screws          | SR91-AL         | 43029     | .5       |
| Clamp Bar Assembly for 30" Tool | SR9-30-AL       | 43030     | 3.8      |
| Clamp Bar Assembly for 36" Tool | SR9-36-AL       | 43031     | 4.1      |
| Clamp Bar Assembly for 42" Tool | SR9-42-AL       | 43032     | 5.3      |
| Clamp Bar Assembly for 48" Tool | SR9-48-AL       | 43033     | 6.2      |
| Clamp Bar Assembly for 60" Tool | SR9-60-AL       | 43034     | 6.8      |
| Clamp Bar Assembly for 72" Tool | SR9-72-AL       | 43035     | 7.5      |
| Clamp Bar Assembly for 84" Tool | SR9-84-AL       | 43036     | 7.9      |
| Clamp Bar Assembly for 96" Tool | SR9-96-AL       | 43037     | 8.5      |

See Spare Parts Sheet X2090

## PARTS REQUIRED TO SPAN THE ENTIRE WIDTH OF SRTA OR MSRT TOOLS

| BELT WIDTH |      | SR700                 | SR747                          | SR24            | SR25            | SR22SA               |
|------------|------|-----------------------|--------------------------------|-----------------|-----------------|----------------------|
| in.        | mm.  | MULTIPLE GUIDE BLOCKS | RIVET GUIDE LOCATOR ASSEMBLIES | GAUGE PIN GUIDE | GAUGE PIN GUIDE | ANVIL PLATE COMPLETE |
| 30         | 750  | 5                     | 10                             | 4               | 5               | 5                    |
| 36         | 900  | 6                     | 12                             | 5               | 6               | 6                    |
| 42         | 1050 | 7                     | 14                             | 6               | 7               | 7                    |
| 48         | 1200 | 8                     | 16                             | 7               | 8               | 8                    |
| 60         | 1500 | 10                    | 20                             | 9               | 10              | 10                   |
| 72         | 1800 | 12                    | 24                             | 11              | 12              | 12                   |
| 84         | 2130 | 14                    | 28                             | 13              | 14              | 14                   |

**Stock Items** (non-shaded) carried in factory inventory.

**Made To Order Items** (shaded) allow one week for production. In most cases, the next standard stock item can be adapted to meet your requirements.

**Non-Listed Items** are available. Request quote for price and delivery.

# Flexco® SR™ Scalloped Edge™ Rivet Hinged Fasteners



## POWER INSTALLATION TOOLS

### FLEXCO® ELECTRIC POWERED RIVET DRIVER KIT

(\*Kit includes Driver, two Custom Drive Rods, Convenient Carrying Case)

| DESCRIPTION           | ORDERING NUMBER | ITEM CODE | WT. LBS. |
|-----------------------|-----------------|-----------|----------|
| Standard Kit *        | EPRDVSK-1       | 41077     | 34.0     |
| Replacement Drive Rod | EPRDVS-DR       | 41078     | 37.0     |

- For use with standard 110 volt electric
- Works with standard MSRT application tool and guide block



### FLEXCO® POWER SET™ RIVET DRIVER

(Includes one Power Set™ Rivet Driver, one regulator/filter/lubricator with fittings, 25 foot air hose with/fittings, steel guide block, and a special "tee" fitting for multiple Power Set capability in a plastic carrying case.)

| DESCRIPTION                        | ORDERING NUMBER | ITEM CODE | WT. LBS. |
|------------------------------------|-----------------|-----------|----------|
| Power Set Kit for R5, R5-1/2, & R6 | MPSK5           | 43018     | 34.0     |
| Power Set Kit for RAR8             | MPSK8           | 43019     | 37.0     |

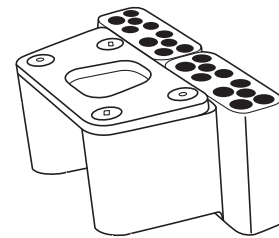
- For use with compressed air
- Works with Power Set steel guide block and standard MSRT application tool



### STEEL GUIDE BLOCK ASSEMBLIES FOR THE HILTI DX 460-SR POWDER ACTUATED INSTALLATION TOOL

| DESCRIPTION                                | ORDERING NUMBER | ITEM CODE | WT. LBS. |
|--|-----------------|-----------|----------|
| Single Block-for one collated rivet strip  | HRD-GB5-4       | 43020     | 10.0     |
| Double Block-for two collated rivet strips | HRD-GB5-8       | 43021     | 20.0     |

- For use with the Hilti DX 460-SR Powder Actuated tool and special steel guide block assembly
- Works with standard MSRT application tool and special steel guide block



Purchase the Hilti DX 460-SR from Hilti Mining.



Phone: 1-800-950-6614

Fax: 1-800-950-6610

- Fully-automatic, .27 caliber powder-actuated fastening tool with power adjustment dial and automatic cartridge advance and piston return
- Approved for use in underground gassy mines - MSHA approval record: MSHA PAD-1/02





## How Flexco® Bolt Solid Plate Fasteners Work

Strength of this fastener is derived from the compression of the plates, mounted above and below the belt, with high tensile strength bolts. This "compression" distributes the splice tension across the full width of each fastener plate. The holding ability is, thereby, increased by not solely relying upon the bolts to resist pull-out.

Additional strength and resistance to pull-out is obtained from the specially formed teeth on each plate. These teeth

imbed deep into the belt carcass, without damaging the carcass fibers.

A tight butt splice is achieved through the exaggerated bolt hole spacing in the templet which forces the belt end together. Flexco® Bolt Solid Plate Fasteners permit natural conformance with troughing or transition idlers.


140, 190 and 2-1/2 size fasteners are specifically designed for thinner belting, allowing increased compression, greater reach-back, and more fastener plates per belt width.

| Applications   | Installation Method   | What You Need for Installation  |
|--|---|---|
| Higher-tension main haulage belts in <ul style="list-style-type: none"> <li>• Coal</li> <li>• Hard-Rock Mining</li> <li>• Foundries</li> <li>• Grain Elevators</li> <li>• Aggregate Plants</li> <li>• Steel Mills</li> </ul>   | Holes are punched in belt quickly and accurately with a templet and boring tool. Fasteners are installed on-site with portable, hand, or power tools.   | <ul style="list-style-type: none"> <li>• Fastener Plates</li> <li>• Bolts &amp; Nuts</li> <li>• Templet</li> <li>• Belt Punch</li> <li>• Wrench</li> <li>• Bolt Horn</li> <li>• Flexco Installation Tool</li> <li>• Impact Tool or Carpenter's Brace</li> </ul> |
| How to Specify the Correct Flexco® Bolt Solid Plate Fastener   | Fastener Metal Selection  | Hinge Pin Selection   |
| <ol style="list-style-type: none"> <li>1. Determine Belt Tension (PIW).</li> <li>2. Measure your Belt Thickness.</li> <li>3. Measure the Diameter of the Smallest Pulley in your Drive with Belt Wrap more than 90°.</li> <li>4. Choose the fastener size that is appropriate for your specifications in the selection chart below.</li> </ol> | <p><b>Steel.</b> For most applications, plated steel is recommended.</p> <p><b>MegAlloy®.</b> For superior resistance to wear and abrasion.</p> <p><b>Stainless Steel.</b> Type 316 Stainless Steel provides extra resistance to abrasion, magnetic attraction and corrosion from acids and chemicals.</p> <p><b>Everdur®.</b> Spark-free material compared to steel and fully non-magnetic.</p> <p><b>Flexco®VP™.</b> Rubber covered steel top plates.</p> | No Hinge Pin Required.  |

### Flexco® Bolt Solid Plate Fastener Selection Chart

| Fastener Size | For Belts With Mechanical Fastener Ratings Up To: |      | Belt Thickness Range                                     |           | Recommended Min. Pulley Diameter (90°)   |      |   |      |  |      |
|---------------|---|------|--|-----------|--|------|---|------|--|------|
|               |   |      |  |           | Operating Tension 75-100% of Belt Rating |      | Operating Tension 50-75% of Belt Rating |      | Operating Tension Under 50% of Belt Rating |      |
|               | P.I.W.  | kN/m | in.  | mm        | in.                                      | mm   | in.                                     | mm   | in.  | mm   |
| 1             | 150   | 30   | 3/16-7/16  | 5-11      | 12                                       | 300  | 10                                      | 260  | 8  | 200  |
| 140*, 140VP   | 225   | 40   | 3/16-7/16  | 5-11      | 14                                       | 360  | 12                                      | 300  | 10   | 250  |
| 190, 190VP    | 330   | 60   | 5/16-9/16  | 8-14      | 18                                       | 460  | 16                                      | 410  | 14   | 360  |
| 1-1/2         | 300   | 50   | 7/16-11/16   | 11-17     | 18                                       | 460  | 16                                      | 410  | 14   | 360  |
| 2, 2VP        | 440   | 75   | 9/16-13/16   | 14-21     | 30                                       | 760  | 28                                      | 710  | 24   | 610  |
| 2             | 700   | 123  | 15/16-1-1/4  | 8-32      | 20                                       | 510  | 20                                      | 510  | 20   | 510  |
|               | *When used with No.3 Lead Wedlok® pattern         |      | Belts over 7/8" (22mm) require extra long No.2-1/4 bolts |           |  |      |   |      |  |      |
| 2-1/4         | 620   | 105  | 9/16-1-3/16  | 14-30     | 36                                       | 920  | 34                                      | 860  | 34   | 860  |
| 2-1/2         | 450   | 75   | 3/4-1  | 19-25     | 42                                       | 1070 | 42                                      | 1070 | 42   | 1070 |
| 3             | 560   | 100  | 15-16 & over   | 24 & over | 48                                       | 1220 | 48                                      | 1220 | 48   | 1220 |

# Flexco® Bolt Solid Plate Fasteners



## FASTENERS

### "E" BOX 25 FASTENER SETS

### Exclusive Piloted Bolt Design Simplifies Installation:

The new piloted bolt is currently being phased in to replace standard bolt designs. To order the new piloted bolts as they become available, use standard bolt ordering numbers.

| ORDERING NUMBER | ITEM CODE | ORDERING NUMBER  | ITEM CODE | ORDERING NUMBER               | ITEM CODE | ORDERING NUMBER | ITEM CODE | WT. LBS. |
|-----------------|-----------|--|-----------|-------------------------------|-----------|-----------------|-----------|----------|
| <b>STEEL</b>    |           | <b>MEGALLOY® TOP &amp; BOTTOM PLATES, STEEL BOLTS &amp; NUTS</b> |           | <b>STAINLESS – 300 SERIES</b> |           | <b>EVERDUR</b>  |           |          |
| 1E              | 20002     | 140EMAP  | 20364     | 140ES                         | 20034     | 140EE           | 20090     | 2.9      |
| 140E            | 20000     | 190EMAP  | 20365     | 190ES                         | 20035     | 190EE           | 20091     | 4.6      |
| 190E            | 20001     |  |           |                               |           |                 |           | 4.8      |
| 1-1/2E          | 20004     | 1-1/2EMAP  | 20366     | 1-1/2ES                       | 20038     | 1-1/2EE         | 20094     | 5.9      |
| 2E              | 20005     | 2EMAP  | 20367     | 2ES                           | 20039     | 2EE             | 20095     | 8.0      |
| 2-1/4E          | 20006     | 2-1/4EMAP  | 20368     | 2-1/4ES                       | 20040     | 2-1/4EE         | 20096     | 10.8     |
| 2-1/2*          | 20007     |  |           |                               |           |                 |           | 6.4      |
| 3*              | 20008     |  |           |                               |           |                 |           | 7.0      |

\*10 Fastener Sets

### "E" BOX 25 FASTENER SETS

| ORDERING NUMBER                        | ITEM CODE | ORDERING NUMBER                           | ITEM CODE | ORDERING NUMBER                                       | ITEM CODE | ORDERING NUMBER                               | ITEM CODE | WT. LBS. |
|--|-----------|---|-----------|---|-----------|---|-----------|----------|
| <b>PROMAL TOP PLATES BALANCE STEEL</b> |           | <b>MEGALLOY® TOP PLATES BALANCE STEEL</b> |           | <b>300 SERIES STAINLESS TOP PLATES, BALANCE STEEL</b> |           | <b>1/8" RUBBER-COVERED T.P. BALANCE STEEL</b> |           |          |
| 140EP                                  | 20164     | 140EMA                                    | 20330     | 140EST  | 20118     |   |           |          |
|  |           | 190EMA                                    | 20331     | 190EST  | 20119     |   |           |          |
| 1-1/2EP                                | 20168     | 1-1/2EMA                                  | 20334     | 1-1/2EST  | 20122     |   |           |          |
| 2EP                                    | 20169     | 2EMA                                      | 20335     | 2EST  | 20123     |   |           |          |
|  |           | 2-1/4EMA                                  | 20336     | 2-1/4EST  | 20124     | 2-1/4ERCT                                     | 20191     | 10.3     |

### "C" BUCKET (100 FASTENER SETS – BOTTOM PLATES PRE-ASSEMBLED)

| ORDERING NUMBER | ITEM CODE | ORDERING NUMBER                           | ITEM CODE | ORDERING NUMBER  | ITEM CODE | WT. LBS. |
|-----------------|-----------|---|-----------|--|-----------|----------|
| <b>STEEL</b>    |           | <b>MEGALLOY® TOP PLATES BALANCE STEEL</b> |           | <b>MEGALLOY® TOP &amp; BOTTOM PLATES, STEEL BOLTS &amp; NUTS</b> |           |          |
| 1C              | 20014     | 140CMA                                    | 20340     | 140CMAP  | 20370     | 10.9     |
| 140C            | 20012     | 190CMA                                    | 20341     | 190CMAP  | 20371     | 15.7     |
| 190C            | 20013     |   |           |  |           | 18.5     |
| 1-1/2C          | 20016     | 1-1/2CMA                                  | 20344     | 1-1/2CMAP  | 20372     | 21.9     |
| 2C              | 20017     | 2CMA                                      | 20345     | 2CMAP  | 20373     | 30.3     |
| 2-1/4C          | 20018     | 2-1/4CMA                                  | 20346     |  |           | 42.3     |
| 2-1/2C*         | 20019     |   |           |  |           | 64.0     |
| 3C*             | 20020     |   |           |  |           | 69.0     |

\*Packaged in Cartons.

NOTE: Stainless and Everdur fastener sets are also available in "C" Buckets.

## FASTENER SETS

### REQUIRED FOR VARIOUS BELT WIDTHS

| BELT WIDTH | FASTENER SIZE 1, 140 & 190 |    | FASTENER SIZE 1-1/2, 2 & 2-1/4 |    |     |    | FASTENER SIZE 2-1/2 & 3 |    |     |    |    |    |    |
|------------|----------------------------|----|--------------------------------|----|-----|----|-------------------------|----|-----|----|----|----|----|
|            |                            |    | 90°                            |    | 45° |    | 90°                     |    | 45° |    |    |    |    |
|            | in.                        | mm | in.                            | mm | in. | mm | in.                     | mm | in. | mm |    |    |    |
| 12         | 300                        | 10 | 9                              | 12 | 12  | 8  | 8                       | 9  | 10  | 6  | 6  | 7  | 7  |
| 18         | 450                        | 15 | 14                             | 19 | 19  | 12 | 11                      | 15 | 15  | 9  | 9  | 12 | 12 |
| 24         | 600                        | 20 | 19                             | 26 | 26  | 16 | 15                      | 21 | 21  | 12 | 13 | 17 | 16 |
| 30         | 750                        | 25 | 24                             | 33 | 33  | 20 | 19                      | 27 | 27  | 16 | 16 | 21 | 21 |
| 36         | 900                        | 30 | 29                             | 41 | 40  | 24 | 23                      | 33 | 32  | 19 | 19 | 26 | 26 |
|            | 1000                       |    | 32                             |    | 45  |    | 26                      |    | 36  |    | 21 |    | 29 |
| 42         | 1050                       | 35 | 34                             | 48 | 47  | 28 | 27                      | 39 | 38  | 22 | 21 | 31 | 30 |
| 48         | 1200                       | 40 | 39                             | 55 | 54  | 32 | 31                      | 44 | 43  | 26 | 26 | 35 | 35 |
| 54         | 1350                       | 45 | 44                             | 63 | 61  | 36 | 35                      | 48 | 49  | 29 | 29 | 40 | 40 |
| 60         | 1500                       | 50 | 49                             | 69 | 68  | 40 | 39                      | 56 | 55  | 32 | 32 | 44 | 44 |
| 72         | 1800                       | 61 | 59                             | 83 | 82  | 48 | 49                      | 68 | 65  | 39 | 39 | 53 | 53 |

NOTE: Required fastener sets may vary from those listed depending on exact fastener size.

## FLEXCO® VP™ FASTENERS


| RUBBER COVERED TOP PLATES BALANCE STEEL |           |                  |                | RUBBER COVERED TOP PLATES MEGALLOY® BOTTOM PLATES |           |                  |                |
|---|-----------|------------------|----------------|---|-----------|------------------|----------------|
| BOX*                                    |           |                  |                | BOX*  |           |                  |                |
| ORDERING NUMBER                         | ITEM CODE | PLATES PER STRIP | STRIPS PER BOX | ORDERING NUMBER                                   | ITEM CODE | PLATES PER STRIP | STRIPS PER BOX |
| 140VP                                   | 20057     | 6                | 5              | 140VPMA   | 20081     | 6                | 5              |
| 190VP                                   | 20056     | 6                | 5              | 190VPMA   | 20060     | 6                | 5              |
| 2VP                                     | 20058     | 4                | 6              |   |           |                  |                |
| BUCKET                                  |           |                  |                | BUCKET  |           |                  |                |
| 140VPB                                  | 20061     | 6                | 16             | 140VPBMA  | 20082     | 6                | 16             |
| 190VPB                                  | 20059     | 6                | 16             | 190VPBMA  | 20080     | 6                | 16             |
| 2VPB                                    | 20083     | 4                | 24             |   |           |                  |                |

\* Box quantities provide enough fasteners to splice a 36" (900mm) belt.



- Stock Items** (non-shaded) carried in factory inventory.
- Made To Order Items** (shaded) allow one week for production. In most cases, the next standard stock item can be adapted to meet your requirements.

**Non-Listed Items** are available. Request quote for price and delivery.



# Flexco® Bolt Solid Plate Fasteners


## INSTALLATION TOOLS

### 90° TEMPLETS

| BELT WIDTH |      | ORDERING NUMBER | ITEM CODE | ORDERING NUMBER | ITEM CODE | ORDERING NUMBER | ITEM CODE | WT. LBS. |
|------------|------|-----------------|-----------|-----------------|-----------|-----------------|-----------|----------|
| in.        | mm   | 1               |           | 140             |           | 190             |           |          |
| 12"        | 300  | 1-12            | 30516     | 140-12          | 30483     | 190-12          | 30500     | 1.3      |
| 14"        | 350  | 1-14            | 30517     | 140-14          | 30484     | 190-14          | 30501     | 1.5      |
| 16"        | 400  | 1-16            | 30518     | 140-16          | 30485     | 190-16          | 30502     | 1.7      |
| 18"        | 450  | 1-18            | 30519     | 140-18          | 30486     | 190-18          | 30503     | 1.9      |
| 20"        | 500  | 1-20            | 30520     | 140-20          | 30487     | 190-20          | 30504     | 2.1      |
| 24"        | 600  | 1-24            | 30521     | 140-24          | 30488     | 190-24          | 30505     | 2.6      |
| 26"        | 650  |                 |           |                 |           | 190-26          | 30506     | 2.6      |
| 28"        | 700  |                 |           |                 |           | 190-28          | 30507     | 3.0      |
| 30"        | 750  | 1-30            | 30524     | 140-30          | 30491     | 190-30          | 30508     | 3.3      |
| 36"        | 900  | 1-36            | 30525     | 140-36          | 30492     | 190-36          | 30509     | 3.9      |
| 42"        | 1050 | 1-42            | 30526     | 140-42          | 30493     | 190-42          | 30510     | 4.5      |
| 48"        | 1200 | 1-48            | 30527     | 140-48          | 30494     | 190-48          | 30511     | 4.8      |
| 60"        | 1500 |                 |           |                 |           | 190-60          | 30513     | 5.9      |
|            |      |                 |           | 1-1/2           |           | 2               |           |          |
| 12"        | 300  |                 |           | 1-1/2-12        | 30548     | 2-12            | 30564     | 1.2      |
| 18"        | 450  |                 |           | 1-1/2-18        | 30551     | 2-18            | 30567     | 1.9      |
| 20"        | 500  |                 |           | 1-1/2-20        | 30552     |                 |           | 1.8      |
| 24"        | 600  |                 |           | 1-1/2-24        | 30553     | 2-24            | 30569     | 2.5      |
| 30"        | 750  |                 |           | 1-1/2-30        | 30556     | 2-30            | 30572     | 3.1      |
| 36"        | 900  |                 |           | 1-1/2-36        | 30557     | 2-36            | 30573     | 3.8      |
| 42"        | 1050 |                 |           | 1-1/2-42        | 30558     | 2-42            | 30574     | 4.4      |
| 48"        | 1200 |                 |           | 1-1/2-48        | 30559     | 2-48            | 30575     | 5.2      |
| 54"        | 1350 |                 |           | 1-1/2-54        | 30560     | 2-54            | 30576     | 5.6      |
| 60"        | 1500 |                 |           | 1-1/2-60        | 30561     | 2-60            | 30577     | 6.6      |
| 72"        | 1800 |                 |           | 1-1/2-72        | 30562     | 2-72            | 30578     | 7.2      |
|            |      | 2-1/4           |           | 2-1/2           |           | 3               |           |          |
| 20"        | 500  |                 |           | 2-1/2-20        | 30600     |                 |           | 2.9      |
| 24"        | 600  | 2-1/4-24        | 30585     | 2-1/2-24        | 30601     |                 |           | 3.5      |
| 30"        | 750  | 2-1/4-30        | 30588     | 2-1/2-30        | 30604     |                 |           | 4.4      |
| 36"        | 900  | 2-1/4-36        | 30589     | 2-1/2-36        | 30605     | 3-36            | 30620     | 5.3      |
| 42"        | 1050 | 2-1/4-42        | 30590     | 2-1/2-42        | 30606     | 3-42            | 30621     | 6.2      |
| 48"        | 1200 | 2-1/4-48        | 30591     | 2-1/2-48        | 30607     | 3-48            | 30622     | 7.1      |
| 54"        | 1350 | 2-1/4-54        | 30592     | 2-1/2-54        | 30608     |                 |           | 7.9      |
| 60"        | 1500 | 2-1/4-60        | 30593     | 2-1/2-60        | 30609     | 3-60            | 30624     | 8.8      |
| 72"        | 1800 | 2-1/4-72        | 30594     | 2-1/2-72        | 30610     | 3-72            | 30625     | 10.6     |

### 45° TEMPLETS

| ORDERING NUMBER | ITEM CODE | ORDERING NUMBER | ITEM CODE | ORDERING NUMBER | ITEM CODE | WT. LBS. |
|-----------------|-----------|-----------------|-----------|-----------------|-----------|----------|
| 1               |           | 140             |           | 190             |           |          |
| 1-12-45         | 30673     |                 |           |                 |           | 1.1      |
| 1-18-45         | 30676     | 190-18-45       | 30661     |                 |           | 2.3      |
| 1-24-45         | 30678     | 140-24-45       | 30647     | 190-24-45       | 30663     | 3.0      |
| 1-30-45         | 30681     | 140-30-45       | 30650     | 190-30-45       | 30666     | 3.7      |
| 1-36-45         | 30682     | 140-36-45       | 30651     | 190-36-45       | 30667     | 4.5      |
| 1-48-45         | 30684     | 140-42-45       | 30652     | 190-42-45       | 30668     | 5.2      |
|                 |           | 140-48-45       | 30653     | 190-48-45       | 30669     | 6.0      |
|                 |           | 140-60-45       | 30655     | 190-60-45       | 30671     | 7.5      |
|                 |           | 1-1/2           |           | 2               |           |          |
|                 |           | 1-1/2-18-45     | 30707     |                 |           | 2.0      |
|                 |           | 1-1/2-24-45     | 30709     | 2-24-45         | 30725     | 3.0      |
|                 |           | 1-1/2-30-45     | 30712     | 2-30-45         | 30728     | 3.7      |
|                 |           | 1-1/2-36-45     | 30713     | 2-36-45         | 30729     | 5.3      |
|                 |           | 1-1/2-42-45     | 30714     | 2-42-45         | 30730     | 5.2      |
|                 |           | 1-1/2-48-45     | 30715     |                 |           | 6.0      |
|                 |           | 1-1/2-60-45     | 30717     | 2-60-45         | 30733     | 7.5      |




**Stock Items** (non-shaded) carried in factory inventory.

**Made To Order Items** (shaded) allow one week for production. In most cases, the next standard stock item can be adapted to meet your requirements.








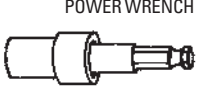

**Non-Listed Items** are available. Request quote for price and delivery.

# Flexco® Bolt Solid Plate Fasteners



## INSTALLATION TOOLS

### HAND & POWER TOOLS

|   | DESCRIPTION  | FOR FASTENER NUMBER | ORDERING NUMBER | ITEM CODE | WT. LBS. |
|---|--|---------------------|-----------------|-----------|----------|
|   |  |                     |                 |           |          |
| <b>HAND TOOLS</b>   | BOLT HORN<br>                           |                     | 2BH             | 30480     | .1       |
|   | BOLT BREAKER (Two Per Package)<br>      | 1,140,190 & RP1     | 110             | 30474     | 1.2      |
|   |  | 1½, 2, 2¼ & RP2     | 112*            | 30475     | 1.4      |
|   |  | 2½ & 3              | 113*            | 30479     | 2.0      |
|   | PUNCH<br>                               | 1,140,190 & RP1     | P1P             | 30460     | .1       |
|   |  | 1½, 2, 2¼ & RP2     | P2P             | 30461     | .2       |
| 2½ & 3  |  | P3P                 | 30462           | .3        |          |
| BORING BIT<br> | 1,140,190 & RP1  | B1B                 | 30468           | .1        |          |
|   | 1½, 2, 2¼ & RP2  | B2B                 | 30469           | .1        |          |
|   | 2½ & 3   | B3B                 | 30470           | .1        |          |
| WRENCH<br>     | 1,140,190 & RP1  | S1S**               | 30442           | .2        |          |
|   | 1½, 2, 2¼ & RP2  | S2S                 | 30443           | .2        |          |
|   | 2½ & 3   | S3S                 | 30444           | .2        |          |
| <b>POWER TOOLS</b>  | POWER PUNCH<br>                       | 1,140,190 & RP1     | HP1             | 30463     | .2       |
|   |  | 1½, 2, 2¼ & RP2     | HP2             | 30464     | .2       |
|   |  | 2½ & 3              | HP3             | 30465     | .2       |
|   | POWER BORING BIT<br>                  | 1,140,190 & RP1     | HB1             | 30471     | .1       |
|   |  | 1½, 2, 2¼ & RP2     | HB2             | 30472     | .1       |
|   |  | 2½ & 3              | HB3             | 30473     | .1       |
|   | POWER WRENCH GREEN<br>RED<br>BLUE<br> | 1,140,190 & RP1     | HW1**           | 30447     | .3       |
|   |  | 1½, 2, 2¼ & RP2     | HW2             | 30448     | .3       |
|   |  | 2½ & 3              | HW3             | 30449     | .4       |
|   | QUICK CHANGE CHUCK<br>                |                     | 5552            | 30481     | .4       |

\* Sizes 112 & 113 are straight bolt breakers – no bend.

\*\* For use with slotted nuts only.

### NAILS FOR TEMPLETS

| FOR USE WITH TEMPLETS       | ORDERING NUMBER | ITEM CODE | WT. LBS. | NAILS/PKG. (Approx.) |
|-----------------------------|-----------------|-----------|----------|----------------------|
| #1, 140, 1-1/4 & 190        | 6D              | 30436     | 1.0      | 142                  |
| #1-1/2, 2, 2-1/4, 2-1/2 & 3 | 8D              | 30437     | 1.0      | 90                   |

### FLEXCO-LOK®

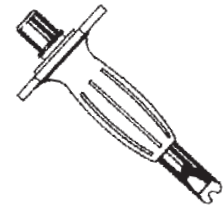
Belt tape 100' per carton

| FASTENER SIZE   | ORDERING NUMBER | ITEM CODE | WT. LBS. | TAPE WIDTH |
|-----------------|-----------------|-----------|----------|------------|
| Nos. 140, 1     | FL7C            | 30888     | .8       | 7/16"      |
| Nos. 190        | FL11C           | 30889     | 1.0      | 11/16"     |
| 1-1/2, 2, 2-1/4 |                 |           |          |            |



### CRACKING CHISEL


| NUT SIZE              | ORDERING NUMBER | ITEM CODE | WT. LBS. |
|-----------------------|-----------------|-----------|----------|
| 1, 140 or 190         | C1C             | 30438     | 1.2      |
| 1-1/2, 2, 2-1/4, or 3 | C2C             | 30439     | 1.2      |



### FLEXCO® BELT GROOVER

(7/16" wide groove path)

| ORDERING NUMBER     | ITEM CODE | WT. LBS. |
|---------------------|-----------|----------|
| FBG1                | 31978     | 1.8      |
| <b>EXTRA BLADES</b> |           |          |
| HSP3                | 31980     | .1       |



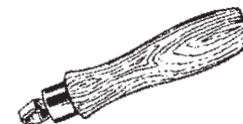
### FLEXCO® SILICONE LUBRICANT


| ORDERING NUMBER | ITEM CODE | PKG. QTY. | WT. LBS. |
|-----------------|-----------|-----------|----------|
| SL5-1           | 30932     | 1         | 1.4      |



### FLEXCO® BELT IDENTIFICATION TOOL

| ORDERING NUMBER | ITEM CODE | WT. LBS. |
|-----------------|-----------|----------|
| BT-1            | 31075     | .06      |





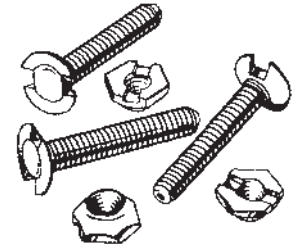
# Flexco® Bolt Solid Plate Fasteners

## Exclusive Piloted Bolt Design Simplifies Installation:

The new piloted bolt is currently being phased in to replace standard bolt designs. To order the new piloted bolts as they become available, use standard bolt ordering numbers.

### EXTRA BOLTS PER 100

| FOR FASTENER NUMBER | ORDERING NUMBER / ITEM CODE | ORDERING NUMBER / ITEM CODE   | ORDERING NUMBER / ITEM CODE | WT. LBS. |
|---------------------|-----------------------------|-------------------------------|-----------------------------|----------|
|                     | <b>STEEL</b>                | <b>STAINLESS - 300 SERIES</b> | <b>EVERDUR</b>              |          |
| 1                   | 20391                       |                               |                             |          |
| 140 & 190           | 20399                       | 20400                         | 20397                       | 2.4      |
| RP1                 | 20398                       |                               | 20397                       | 2.1      |
| 1-1/2, 2 & RP2      | 20406                       | 20407                         | 20409                       | 4.1      |
| 2-1/4               | 20410                       | 20411                         | 20412                       | 4.8      |
| 2-1/2 & 3           | 20414                       |                               |                             | 7.2      |

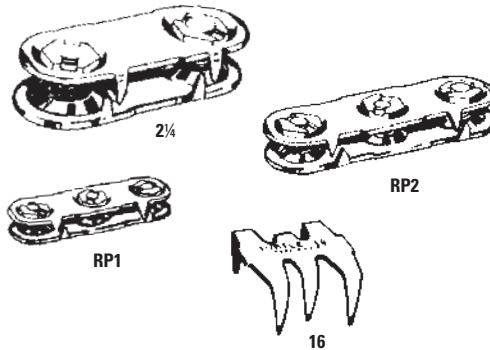


### EXTRA NUTS PER 100

| FOR FASTENER NUMBER | ORDERING NUMBER / ITEM CODE | ORDERING NUMBER / ITEM CODE   | ORDERING NUMBER / ITEM CODE | WT. LBS. |
|---------------------|-----------------------------|-------------------------------|-----------------------------|----------|
|                     | <b>STEEL</b>                | <b>STAINLESS - 300 SERIES</b> | <b>EVERDUR</b>              |          |
| 1, 140, 190 & RP1   | 20377                       | 20381                         | 20387                       | .8       |
| 1-1/2,              |                             |                               |                             |          |
| 2, 2-1/4, & RP2     | 20378                       | 20382                         | 20388                       | 1.1      |
| 2-1/2 & 3           | 20379                       |                               |                             | 2.2      |

### RIP REPAIR FASTENERS

| ORDERING NUMBER  | ITEM CODE | BOX QTY. | WT. LBS. |
|------------------|-----------|----------|----------|
| <b>STEEL</b>     |           |          |          |
| RP1E             | 20010     | 25       | 4.7      |
| RP1C             | 20022     | 100      | 19.1     |
| RP2E             | 20011     | 25       | 10.2     |
| RP2C             | 20023     | 100      | 42.0     |
| 2-1/4E           | 20006     | 25       | 10.6     |
| 2-1/4C           | 20018     | 100      | 43.0     |
| <b>STAINLESS</b> |           |          |          |
| RP1ES            | 20041     | 25       | 4.9      |
| RP2ES            | 20042     | 25       | 10.1     |
| 2-1/4ES          | 20040     | 25       | 10.7     |
| <b>EVERDUR</b>   |           |          |          |
| 2-1/4EE          | 20096     | 25       | 11.6     |




### RIP REPAIR SELECTION INFORMATION

| Belt Thickness |       | Fastener Size |
|----------------|-------|---------------|
| in.            | mm.   |               |
| 3/8-9/16       | 10-14 | No. 16        |
| 1/4-1/2        | 6-13  | RP1           |
| 3/8-13/16      | 10-21 | RP2           |
| 9/16-1-3/16    | 14-30 | 2-1/4         |

### TURTLE® FASTENER-STEEL

| ORDERING NUMBER | ITEM CODE | BOX QTY. | WT. LBS. |
|-----------------|-----------|----------|----------|
| 16              | 20206     | 50       | 4.3      |



### WEDLOK®

| DESCRIPTION          | ORDERING NUMBER | ITEM CODE | WT. LBS. |
|----------------------|-----------------|-----------|----------|
| Splice Kit*          | 2W              | 20200     | 4.0      |
| Stainless Splice Kit | 2WS             | 20201     | 4.0      |
| Everdur Splice Kit   | 2WE             | 20197     | 4.0      |
| Leading End Kit      | 2WL             | 20202     | 3.0      |
| Trailing End Kit     | 2WT             | 20203     | 2.9      |
| Templet Set          | T2W             | 20204     | 6.3      |
| 72" Side Templet     | T2WS72          | 20205     | 7.6      |


### WEDLOK SPLICE KIT

Refer to bulletin FW/200 for additional information.

- Stock Items** (non-shaded) carried in factory inventory.
- Made To Order Items** (shaded) allow one week for production. In most cases, the next standard stock item can be adapted to meet your requirements.
- Non-Listed Items** are available. Request quote for price and delivery.

\*Stainless Top Plates, Balance Steel.





## How Flexco® Rivet Solid Plate Fasteners Work

The Flexco® BR™ fastener offers longer service life in demanding, higher-tension applications and is an

excellent replacement for vulcanized splicing in a wide range of industries.

Designed for high strength synthetic carcass belting, the fastener is installed with a staggered pattern of rivets to ensure maximum grip on the belt fibers. Working between these fibers without severing them, the strength of the belt

is left intact. The specially-shaped head of each pilot nail works with the installation tool's anvil plate to "self-set" the rivets.

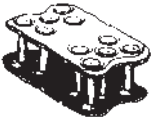
The same hammer blows that drive and set the rivets also tightly compress the fastener plates for the strongest possible splice. The broad width and heavy gauge of the plates give extended wear life. These plates compress uniformly and are specially coined so there are no high spots or edges to hang up.

| Applications   | Installation Method  | What You Need for Installation  |
|--|--|---|
| <ul style="list-style-type: none"> <li>Sand</li> <li>Gravel</li> <li>Crushed Stone</li> <li>Grain</li> <li>Coal</li> <li>Cement</li> <li>Salt</li> </ul>   | Designed for fast, simple installation. All that is needed is a hammer and the portable MBRT tool. Belt ends and fastener strip are held in proper alignment. Upon proper alignment, the rivets can be hammer-driven and set from the top side of belt.  | <ul style="list-style-type: none"> <li>Fasteners</li> <li>Rivets</li> <li>Flexco Installation Tool</li> <li>Hammer</li> </ul> |
| How to Specify the Correct Flexco® Rivet Solid Plate Fastener  | Fastener Metal Selection   | Hinge Pin Selection   |
| <ol style="list-style-type: none"> <li>Determine Belt Tension (PIW).</li> <li>Measure your Belt Thickness.</li> <li>Measure the Diameter of the Smallest Pulley in your Drive with Belt Wrap more than 90°.</li> <li>Choose the fastener size that is appropriate for your specifications in the selection chart below.</li> </ol> | <p><b>Steel.</b> For most applications, plated steel is recommended.</p> <p><b>MegAlloy®.</b> For superior resistance to wear and abrasion.</p> <p><b>Stainless Steel.</b> Type 316 Stainless Steel provides extra resistance to abrasion, magnetic attraction and corrosion from acids and chemicals.</p> <p><b>Everdur®.</b> Spark-free material compared to steel and fully non-magnetic.</p> | No Hinge Pin Required.  |

### Flexco® Rivet Solid Plate Fastener Selection Chart

| Fastener Size | For Belts With Mechanical Fastener Ratings Up To: |      | Belt Thickness Range |        | Recommended Min. Pulley Diameter         |     |   |     |  |     |
|---------------|---|------|----------------------|--------|--|-----|---|-----|--|-----|
|               |   |      |                      |        | Operating Tension 75-100% of Belt Rating |     | Operating Tension 50-75% of Belt Rating |     | Operating Tension Under 50% of Belt Rating |     |
|               | P.I.W.  | kN/m | in.                  | mm     | in.                                      | mm  | in.                                     | mm  | in.  | mm  |
| BR6           | 400*  | 70*  | 1/4-21/32            | 6.5-17 | 14                                       | 350 |   |     |  |     |
| BR10          | 650   | 114  | 7/32-11/16           | 6-17   | 18                                       | 450 | 16                                      | 400 | 14   | 350 |
| BR14          | 800   | 140  | 13/32-15/16          | 10-24  | 36                                       | 900 | 34                                      | 860 | 34   | 860 |

\* Contact Flexco Engineering for applications greater than 400 PIW (70kN/m).



# Flexco® BR™ Rivet Solid Plate Fasteners

## FASTENERS



Order each component separately for a complete splice: Fasteners + Rivets

### FLEXCO® BR6 FASTENERS

| BELT WIDTH       |      | ORDERING NUMBER | ITEM CODE | WT. LBS. |
|------------------|------|-----------------|-----------|----------|
| <b>STEEL</b>     |      |                 |           |          |
| 24               | 600  | BR6-SE-24       | 40658     | 4.6      |
| 30               | 750  | BR6-SE-30       | 40682     | 5.7      |
| 36               | 900  | BR6-SE-36       | 40683     | 7.0      |
| 42               | 1050 | BR6-SE-42       | 40684     | 8.0      |
| <b>STAINLESS</b> |      |                 |           |          |
| 24               | 600  | BR6S-SE-24      | 40769     | 4.6      |
| 30               | 750  | BR6S-SE-30      | 40787     | 5.7      |
| 36               | 900  | BR6S-SE-36      | 40790     | 6.9      |
| 42               | 1050 | BR6S-SE-42      | 40791     | 7.8      |

Each box of BR6 fasteners contains 4 fastener strips and hold down assembly clips.

### FLEXCO® BR6 MEGALLOY®

| ORDERING NUMBER | ITEM CODE | WT. LBS. |
|-----------------|-----------|----------|
| BR6MA-SE        | 41776     | 5.5      |

Each box of BR6 MegAlloy contains Ten 9-Plate fastener strips for 60"/1500 mm of splicing.

### FLEXCO® BR10 & BR14 FASTENERS

| FASTENER METAL            | ORDERING NUMBER | ITEM CODE | WT. LBS. |
|---------------------------|-----------------|-----------|----------|
| <b>BOX (35 Fasteners)</b> |                 |           |          |
| STEEL                     | BR-10-SE        | 40750     | 8.0      |
| MEGALLOY®                 | BR-10MA-SE      | 40752     | 7.9      |
| STAINLESS                 | BR-10S-SE       | 40751     | 8.1      |
| EVERDUR                   | BR-10E-SE       | 40753     | 7.9      |
| STEEL                     | BR-14           | 40755     | 12.9     |
| MEGALLOY®                 | BR-14MA         | 40756     | 13.1     |

### ADDITIONAL FASTENER PARTS

| DESCRIPTION              | PKG. QTY. | ORDERING NUMBER | ITEM CODE | WT. LBS. |
|--------------------------|-----------|-----------------|-----------|----------|
| Hold Down Clips for BR10 | 23        | BR101           | 40786     | .5       |
| Hold Down Clips for BR14 | 23        | BR141           | 40788     | .4       |
| Black Plastic Retainers  | 49        | BR103           | 40789     | .1       |

### Fasteners and Rivets Required for one BR6 Joint

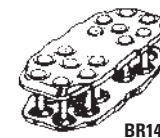
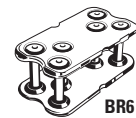
| BELT WIDTH |      | FASTENERS REQUIRED | RIVETS REQUIRED |
|------------|------|--------------------|-----------------|
| in.        | mm   |                    |                 |
| 24         | 600  | 18                 | 108             |
| 30         | 750  | 22                 | 132             |
| 36         | 900  | 27                 | 162             |
| 42         | 1050 | 31                 | 186             |
| 48         | 1200 | 36                 | 216             |
| 60         | 1500 | 44                 | 264             |
| 72         | 1800 | 54                 | 324             |
| 84         | 2130 | 62                 | 372             |
| 96         | 2430 | 72                 | 432             |


### RIVET SELECTION CHART


| FASTENER SIZE | BELT THICKNESS RANGE |         | RIVET SIZE |
|---------------|----------------------|---------|------------|
|               | in.                  | mm      |            |
| BR6           | 1/4 - 11/32          | 6.5-9   | A          |
|               | 5/16 - 13/32         | 8-10.5  | B          |
|               | 3/8 - 15/32          | 9.5-12  | C          |
|               | 7/16 - 17/32         | 11-13.5 | C/D        |
|               | 1/2 - 19/32          | 13-15   | D          |
| BR10          | 9/16 - 21/32         | 14-17   | E          |
|               | 7/32-5/16            | 6-8     | SRA        |
|               | 9/32-3/8             | 7-9.5   | SRB        |
|               | 11/32-7/16           | 9-11    | SRC        |
|               | 13/32-1/2            | 10-13   | SRC/D      |
| BR14          | 15/32-9/16           | 12-14   | SRD        |
|               | 17/32-5/8            | 13.5-16 | SRE        |
|               | 19/32-11/16          | 15-17   | SRF        |
|               | 13/32-1/2            | 10-13   | SRD        |
|               | 15/32-9/16           | 12-14   | SRE        |
|               | 17/32-5/8            | 13.5-16 | SRF        |
|               | 19/32-11/16          | 15-17   | SRG        |
| 21/32-3/4     | 16-19                | SRH     |            |
| 23/32-13/16   | 18-21                | SRI     |            |
| 25/32-7/8     | 20-22                | SRJ     |            |
| 27/32-15/16   | 21-24                | SRK     |            |

### Flexco® Rivet Solid Plate Fasteners And Rivets Required For one BR10 or BR14 Joint and Various Belt Widths

| BELT WIDTH |      | SETS OF BR-10 OR BR-14 FASTENERS REQUIRED | RIVETS NEEDED FOR COMPLETE SPLICE |       |
|------------|------|---|-----------------------------------|-------|
| in.        | mm   |   | BR-10                             | BR-14 |
| 18         | 450  | 10  | 100                               | 140   |
| 24         | 600  | 14  | 140                               | 196   |
| 26         | 650  | 15  | 150                               | 210   |
| 28         | 700  | 16  | 160                               | 224   |
| 30         | 750  | 17  | 170                               | 138   |
| 36         | 900  | 21  | 210                               | 294   |
| 42         | 1000 | 23  | 230                               | 322   |
|            | 1050 | 24  | 240                               | 336   |
|            | 1200 | 27  | 270                               | 378   |
| 48         | 1350 | 28  | 280                               | 392   |
|            | 54   | 31  | 310                               | 434   |
|            | 60   | 35  | 350                               | 490   |
| 72         | 1800 | 41  | 410                               | 574   |
|            | 2100 | 42  | 420                               | 588   |
|            |      | 48  | 480                               | 672   |

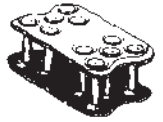


 **Stock Items** (non-shaded) carried in factory inventory.

 **Made To Order Items** (shaded) allow one week for production. In most cases, the next standard stock item can be adapted to meet your requirements.

**Non-Listed Items** are available. Request quote for price and delivery.

# Flexco® BR™ Rivet Solid Plate Fasteners



## RIVETS

Self-setting, pre-assembled with pilot nails



### STEEL

| ORDERING NUMBER             | ITEM CODE | BOX QTY. | WT. LBS. |
|-----------------------------|-----------|----------|----------|
| <b>BOX (100 Rivets)</b>     |           |          |          |
| SRA-100                     | 40539     | 100      | .9       |
| SRB-100                     | 40540     | 100      | 1.0      |
| SRC-100                     | 40541     | 100      | 1.1      |
| <b>BOX (250 Rivets)</b>     |           |          |          |
| SRA                         | 40527     | 250      | 2.3      |
| SRB                         | 40528     | 250      | 2.5      |
| SRC                         | 40529     | 250      | 2.6      |
| SRC/D                       | 40538     | 250      | 2.8      |
| SRD                         | 40530     | 250      | 2.9      |
| SRE                         | 40531     | 250      | 3.1      |
| SRF                         | 40532     | 250      | 3.1      |
| SRG                         | 40533     | 250      | 3.2      |
| SRH                         | 40534     | 250      | 3.4      |
| SRI                         | 40535     | 250      | 3.5      |
| SRJ                         | 40536     | 250      | 3.6      |
| SRK                         | 40537     | 250      | 3.7      |
| <b>BUCKET (2000 Rivets)</b> |           |          |          |
| SRA-2M                      | 41190     | 2000     | 16.6     |
| SRB-2M                      | 41191     | 2000     | 18.1     |
| SRC-2M                      | 41192     | 2000     | 20.2     |
| SRC/D-2M                    | 41193     | 2000     | 21.2     |
| SRD-2M                      | 41194     | 2000     | 21.9     |
| SRE-2M                      | 41195     | 2000     | 23.1     |
| SRF-2M                      | 41196     | 2000     | 24.4     |
| SRG-2M                      | 41197     | 2000     | 24.9     |



**2M RIVET BUCKET**  
(Contains 2000 Rivets)



### STAINLESS (TYPE 430)

| ORDERING NUMBER             | ITEM CODE | BOX QTY. | WT. LBS. |
|-----------------------------|-----------|----------|----------|
| <b>BOX (250 Rivets)</b>     |           |          |          |
| SRA-S                       | 40542     | 250      | 2.3      |
| SRB-S                       | 40543     | 250      | 2.5      |
| SRC-S                       | 40544     | 250      | 2.6      |
| SRC/D-S                     | 40548     | 250      | 2.8      |
| SRD-S                       | 40545     | 250      | 2.9      |
| SRE-S                       | 40546     | 250      | 3.1      |
| SRF-S                       | 40547     | 250      | 3.1      |
| SRG-S                       | 40523     | 250      | 3.2      |
| SRH-S                       | 40522     | 250      | 3.4      |
| SRI-S                       | 40506     | 250      | 16.7     |
| SRJ-S                       | 40507     | 250      | 18.4     |
| SRK-S                       | 40520     | 250      | 19.9     |
| <b>BUCKET (2000 Rivets)</b> |           |          |          |
| SRA-S-2M                    | 41200     | 2000     | 17.1     |
| SRB-S-2M                    | 41201     | 2000     | 18.9     |
| SRC-S-2M                    | 41202     | 2000     | 20.6     |
| SRC/D-S-2M                  | 41203     | 2000     | 21.3     |
| SRD-S-2M                    | 41204     | 2000     | 21.9     |
| SRE-S-2M                    | 41205     | 2000     | 22.9     |
| SRF-S-2M                    | 41206     | 2000     | 23.5     |
| SRG-S-2M                    | 41207     | 2000     | 24.7     |
| SRH-S-2M                    | 41208     | 2000     | 25.1     |
| SRI-S-2M                    | 41181     | 2000     | 26.3     |
| SRJ-S-2M                    | 41183     | 2000     | 27.5     |
| SRK-S-2M                    | 41185     | 2000     | 28.7     |

**NOTE:** Use standard rivet selection criteria for collated rivet strips.

## RAPID LOADER™ RIVET STRIPS

Self-setting, pre-assembled with pilot nails

### FOR FLEXCO® BR6

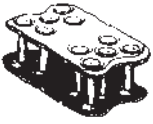
32 Strips/ Rivets per Bucket

| ORDERING NUMBER               | ITEM CODE | WT. LBS. |
|-------------------------------|-----------|----------|
| <b>STEEL</b>                  |           |          |
| CBR6A                         | 41785     | 10.5     |
| CBR6B                         | 41786     | 11.0     |
| CBR6C                         | 41788     | 11.0     |
| CBR6C/D                       | 41792     | 4.5      |
| CBR6D                         | 41793     | 12.0     |
| CBR6E                         | 41794     | 12.0     |
| <b>STAINLESS (SERIES 400)</b> |           |          |
| CBR6A-S                       | 41795     | 10.0     |
| CBR6B-S                       | 41796     | 10.5     |
| CBR6C-S                       | 41797     | 11.0     |
| CBR6C/D-S                     | 41798     | 11.5     |
| CBR6D-S                       | 41799     | 12.0     |
| CBR6E-S                       | 41800     | 12.0     |

### FOR FLEXCO® BR10 or BR14

60 Strips / 1200 Rivets per Bucket

| DESCRIPTION      | Color Code | ORDERING NUMBER | ITEM CODE | WT. LBS. |
|------------------|------------|-----------------|-----------|----------|
|                  |            |                 |           |          |
| <b>STEEL</b>     |            |                 |           |          |
| A                | Red        | CSRLA           | 40857     | 13.00    |
| B                | White      | CSRLB           | 40858     | 13.92    |
| C                | Blue       | CSRLC           | 40859     | 14.84    |
| C/D              | Orange     | CSRLC/D         | 40860     | 15.56    |
| D                | Green      | CSRLD           | 40861     | 16.06    |
| E                | Purple     | CSRLE           | 40862     | 16.62    |
| F                | Yellow     | CSRLF           | 40863     | 17.34    |
| G                | Black      | CSRLG           | 40864     | 17.90    |
| <b>STAINLESS</b> |            |                 |           |          |
| A                | Red        | CSRLA-S         | 40978     | 12.90    |
| B                | White      | CSRLB-S         | 40979     | 13.80    |
| C                | Blue       | CSRLC-S         | 40980     | 14.92    |
| C/D              | Orange     | CSRLC/D-S       | 40981     | 15.31    |
| D                | Green      | CSRLD-S         | 40982     | 15.92    |
| E                | Purple     | CSRLE-S         | 40983     | 16.48    |
| F                | Yellow     | CSRLF-S         | 40984     | 16.94    |
| G                | Black      | CSRLG-S         | 40985     | 17.52    |

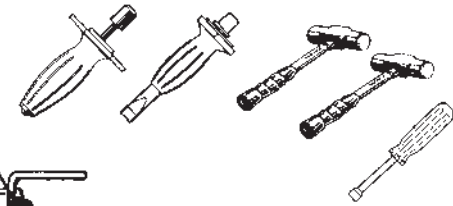
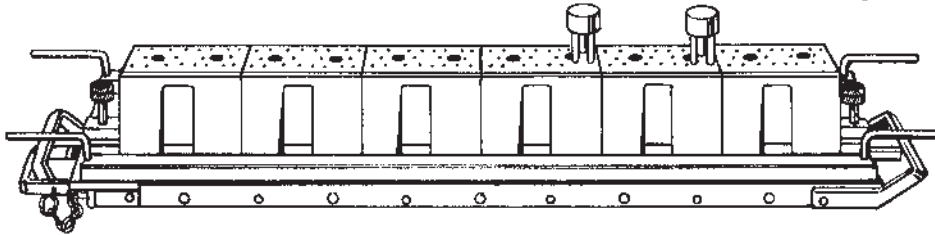


# Flexco® BR™ Rivet Solid Plate Fasteners

## INSTALLATION TOOLS

### Multiple Rivet Applicator Tool

For Power Installation of Flexco® BR™ Fasteners, see page 59.



MBRTA TOOL WITH  
MULTIPLE RIVET DRIVER

### MBRTA APPLICATOR TOOL Complete

(Includes two SR759 Multiple Drive Rods, BR500D Multiple Guide Blocks, one SR-50 Driver Tool, one BR151 Bridge Removal Tool, one Nut Driver, two 4 lb. Hammers, Lubricant and Metal Tool Box.)

| TOOLWIDTH |      | ORDERING NUMBER | ITEM CODE | WT. LBS. | MULTIPLE GUIDE BLOCKS INCLUDED |
|-----------|------|-----------------|-----------|----------|--------------------------------|
| in.       | mm   |                 |           |          |                                |
| 30        | 750  | MBRTA-30        | 40927     | 111.3    | 4                              |
| 36        | 900  | MBRTA-36        | 40928     | 115.5    | 5                              |
| 42        | 1050 | MBRTA-42        | 40920     | 125.0    | 6                              |
| 48        | 1200 | MBRTA-48        | 40921     | 166.6    | 7                              |
| 60        | 1500 | MBRTA-60        | 40922     | 178.6    | 9                              |
| 72        | 1800 | MBRTA-72        | 40923     | 192.3    | 10                             |
| 84        | 2130 | MBRTA-84        | 40924     | 227.8    | 12                             |
| 96        | 2430 | MBRTA-96        | 40925     | 263.2    | 14                             |

### MBRT TOOL COMPONENTS

| DESCRIPTION                             | ORDERING NUMBER | ITEM CODE | WT. LBS. |
|---|-----------------|-----------|----------|
| Multiple Guide Block-Blue, BR6          | BR300           | 40882     | 3.8      |
| Multiple Drive Rod-3 Prong              | BR359           | 41187     | 1.0      |
| Multiple Guide Block-Yellow, BR10, BR14 | BR500D          | 41016     | 3.0      |
| Multiple Drive Rod-5 Prong              | SR759           | 41055     | .9       |
| Nut Driver                              | 41008           | 41008     | .5       |
| Driver Tool Complete                    | SR-50           | 40510     | .8       |
| Bridge Removal Tool                     | BR151           | 40760     | .5       |
| Silicone Lubricant                      | SL5-1           | 30932     | 1.4      |
| Four lb. Hammer                         | 4FH             | 30435     | 5.3      |

### ALUMINUM MBRT6 APPLICATOR Complete

| BELT WIDTH |      | ORDERING NUMBER | ITEM CODE | WT. LBS. |
|------------|------|-----------------|-----------|----------|
| in.        | mm   |                 |           |          |
| 30         | 750  | MBRT6-30-AL     | 41089     | 75.0     |
| 36         | 900  | MBRT6-36-AL     | 41097     | 85.0     |
| 42         | 1050 | MBRT6-42-AL     | 41098     | 92.0     |
| 48         | 1200 | MBRT6-48-AL     | 41099     | 106.0    |
| 60         | 1500 | MBRT6-60-AL     | 41107     | 120.0    |
| 72         | 1800 | MBRT6-72-AL     | 41123     | 136.0    |
| 84         | 2130 | MBRT6-84-AL     | 41124     | 156.0    |
| 96         | 2430 | MBRT6-96-AL     | 41126     | 173.0    |

### ACCESSORY TOOLS

| DESCRIPTION              | ORDERING NUMBER | ITEM CODE | WT. LBS. |
|--------------------------|-----------------|-----------|----------|
| Repair Tool Kit Complete | BRR-1014        | 40794     | 3.8      |
| Anvil Plate w/Screws     | BRP3            | 40907     | .9       |
| Center Block w/Screws    | BRR-11          | 40796     | .6       |
| Center Punch             | BRR-DP          | 40793     | .1       |
| Flexco Belt Groover      | FBG1            | 31978     | 1.8      |
| Extra Blades             | HSP3            | 31980     | .1       |

### METAL TOOL BOX FOR SR™ and BR™ APPLICATOR TOOLS

| DESCRIPTION         | ORDERING NUMBER/ITEM CODE | WT. LBS. |
|---------------------|---------------------------|----------|
| 36" Tool Box        | 40988                     | 41.2     |
| 42" or 48" Tool Box | 40990                     | 48.2     |
| 60" Tool Box        | 40991                     | 73.0     |

### ALUMINUM MBRT10 APPLICATOR Complete

| BELT WIDTH |      | ORDERING NUMBER | ITEM CODE | WT. LBS. |
|------------|------|-----------------|-----------|----------|
| in.        | mm   |                 |           |          |
| 30         | 750  | MBRT10-30-AL    | 41138     | 79.0     |
| 36         | 900  | MBRT10-36-AL    | 41139     | 89.0     |
| 42         | 1050 | MBRT10-42-AL    | 41148     | 138.0    |
| 48         | 1200 | MBRT10-48-AL    | 41149     | 105.0    |
| 60         | 1500 | MBRT10-60-AL    | 41152     | 124.0    |
| 72         | 1800 | MBRT10-72-AL    | 41153     | 141.0    |
| 84         | 2130 | MBRT10-84-AL    | 41168     | 161.0    |
| 96         | 2430 | MBRT10-96-AL    | 41179     | 177.0    |

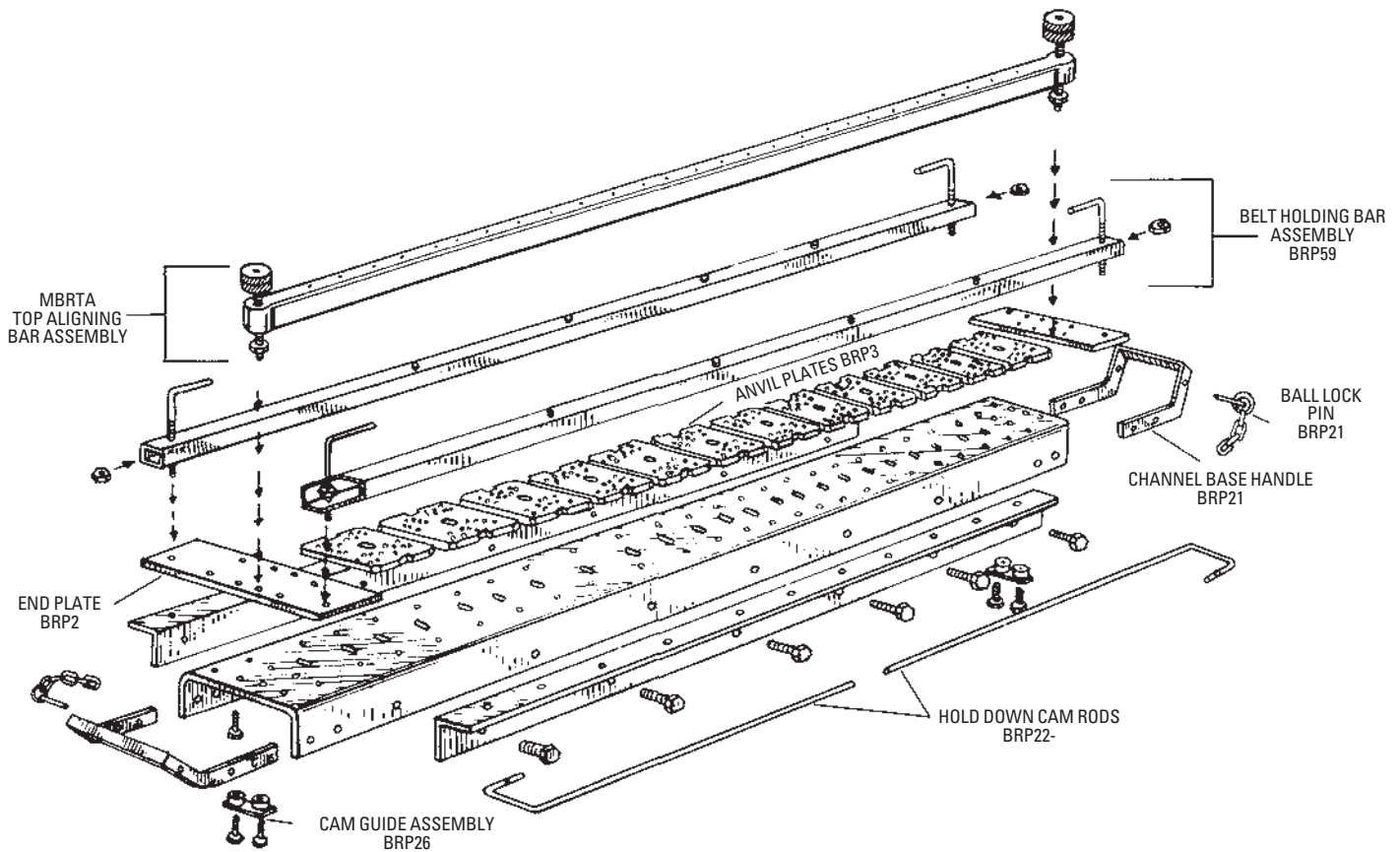
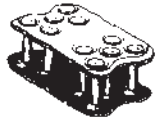
### BELT SKIVER/CUTTER

Please refer to Page 72.

### Aluminum Content

| ALUMINUM ALLOY TYPE | PERCENT       |              |
|---------------------|---------------|--------------|
|                     | Mg -Magnesium | Ti -Titanium |
| 5356                | 5.5           | 0.2          |
| 6005                | 0.6           | 0.1          |
| 6061                | 1.0           | 0.0          |
| 7075                | 2.5           | 0.0          |

# Flexco® BR™ Rivet Solid Plate Fasteners




## MBRTA APPLICATOR TOOL – REPLACEMENT PARTS

| DESCRIPTION  | TOOL WIDTH |      | ORDERING NUMBER | ITEM CODE | WT. LBS. |
|--|------------|------|-----------------|-----------|----------|
|  | in.        | mm   |                 |           |          |
| Belt Holding Bar Assembly  | 30"        | 750  | BRP59-30        | 40800     | 5.1      |
|  | 36"        | 900  | BRP59-36        | 40801     | 5.7      |
|  | 42"        | 1050 | BRP59-42        | 40802     | 6.3      |
|  | 48"        | 1200 | BRP59-48        | 40803     | 7.0      |
|  | 60"        | 1500 | BRP59-60        | 40804     | 7.9      |
| MBRTA Top Aligning Bar Assembly<br>(Includes two end plates and fasteners)                       | 30"        | 750  | BR-530          | 41020     | 4.7      |
|  | 36"        | 900  | BR-536          | 41021     | 5.0      |
|  | 42"        | 1050 | BR-542          | 41022     | 5.3      |
|  | 48"        | 1200 | BR-548          | 41023     | 6.0      |
|  | 60"        | 1500 | BR-560          | 41024     | 7.4      |
| Channel Base Assembly<br>(Includes Channel Base, Anvil plates, End plates, and Gauge Rod Guides) | 42"        | 1050 | BRP100-42       | 40915     | 51.0     |
|  | 48"        | 1200 | BRP100-48       | 40916     | 58.0     |
|  | 60"        | 1500 | BRP100-60       | 40918     | 72.5     |
|  | 72"        | 1800 | BRP100-72       | 40919     | 87.0     |
| Anvil Plate Assembly (includes screws)   |            |      | BRP3            | 40907     | .9       |
| Anvil Plate Screws   |            |      | BRPS            | 40908     | .5       |
| Channel Base Handle  |            |      | BRP21           | 40930     | .6       |
| Ball Lock Pin w/Chain  |            |      | BRP31           | 40960     | .1       |
| Hold Down Cam Rods<br>(Includes Two)   | 30"        | 750  | BRP22-30        | 40962     | .6       |
|  | 36"        | 900  | BRP22-36        | 40963     | .6       |
|  | 42"        | 1050 | BRP22-42        | 40964     | .6       |
|  | 48"        | 1200 | BRP22-48        | 40965     | .6       |
|  | 60"        | 1500 | BRP22-60        | 40966     | .9       |
| Cam Guide Assembly   |            |      | BRP26           | 40970     | .1       |
| End Plate Assembly   |            |      | BRP2            | 40975     | 1.9      |

**Stock Items** (non-shaded) carried in factory inventory.  
 **Made To Order Items** (shaded) allow one week for production. In most cases, the next standard stock item can be adapted to meet your requirements.  
**Non-Listed Items** are available. Request quote for price and delivery.

**NOTE:** Refer to X2120 for Aluminum MBRT replacement parts.



## How Alligator® V-Belt Fasteners Work

The Alligator® V-Belt Fastening System is designed to grip the ends of a v-belt without interfering with the sheaves (pulleys) that the belt passes around.

Staples or nails are driven through the fastener and belt and folded over. They

are then hammered tight against the bottom plate of the fastener clinching the belt between the fastener plates. There is nothing that protrudes beyond the sides of the belt that would interfere with the sheaves.

| Applications   | Installation Method  | What You Need for Installation   |
|--|--|--|
| <ul style="list-style-type: none"> <li>• Power Transmission</li> <li>• Agricultural Harvesting</li> <li>• Manufacturing</li> </ul>                   | <p>These fasteners are inserted into a holder/tool along with the belt end. The staples/nails are driven through the splice and when complete, the entire assembly is removed from the holder. Insert the hinge and the belt is ready to be run.</p> | <ul style="list-style-type: none"> <li>• Fasteners</li> <li>• Hinge Pin</li> <li>• Staples/Nails</li> <li>• Holder/Tool</li> <li>• Rocker Pin Tools</li> <li>• 1 lb. Hammer</li> </ul> |
| How to Specify the Correct Alligator® V-Belt Fastener  | Fastener Metal Selection   | Hinge Pin Selection  |
| <p>The fastener size is determined by the belt size that you use. Simply choose the fastener that corresponds to your belt, A312, B437, or C531.</p> | <p><b>Steel.</b> Standard fastener material.</p>   | <p>Rocker Pins are included with the fasteners.</p>  |

# Alligator® V-Belt Fasteners and V-Belt



## FASTENERS

| ORDERING NUMBER | ITEM CODE | SETS PER BOX | WT. LBS. |
|-----------------|-----------|--------------|----------|
| A312*           | 70020     | 10           | .3       |
| B437            | 70023     | 10           | .5       |
| BB4             | 70028     | 10           | .4       |
| C531            | 70030     | 10           | 1.2      |
| D750            | 70034     | 10           | 2.1      |

\*A312 Fasteners are installed with staples, all others installed with nails.

## V-BELT CONVENTIONAL

| LENGTH   |       | ORDERING NUMBER | ITEM CODE | WT. LBS. |
|--|-------|-----------------|-----------|----------|
| Foot   | Meter |                 |           |          |
| 20'  | 6     | AV20            | 70170     | 1.8      |
| 100'   | 30    | AV100           | 70171     | 9.0      |
| 250'   | 76    | AV250           | 70172     | 22.5     |
| 20'  | 6     | BV20            | 70174     | 2.6      |
| 100'   | 30    | BV100           | 70175     | 13.0     |
| 250'   | 76    | BV250           | 70176     | 32.5     |
| 100'   | 30    | CV100           | 70178     | 22.0     |
| 250'   | 76    | CV250           | 70179     | 55.0     |
| <b>DOUBLE V – SOLD BY THE FOOT, 25" INCREMENTS</b> |       |                 |           |          |
| 25' Min.   |       | BB              | 70015     | .2       |

### COMPLETE V-BELT KIT CONTAINS:

100' Belting  
10 Fasteners  
1 Holder Tool

1 Rocker Pin Tool  
– Required amount of nails (or staples)




## INSTALLATION TOOLS & PARTS

| DESCRIPTION       | ORDERING NUMBER | ITEM CODE | WT. LBS. |
|-------------------|-----------------|-----------|----------|
| Piercing Tool     | B43760          | 70045     | 1.4      |
|                   | C62560          | 70046     | 2.5      |
|                   | D75060          | 70047     | 3.5      |
| V-Belt Cutter     | C62520          | 70050     | 2.0      |
| Cutter Blade Only | C62523          | 70051     | .3       |
| Tightener         | B43750          | 70056     | .9       |
|                   | C53150          | 70057     | 2.1      |
|                   | D75050          | 70058     | 4.5      |
| Rocker Pin Tool   | B43740          | 70060     | .1       |
|                   | C62540          | 70061     | .1       |
| Holder            | A31255          | 70064     | .1       |
|                   | B43755          | 70065     | .2       |
|                   | BB455           | 70066     | .2       |
|                   | C53155          | 70067     | .3       |

## SPARE PARTS

| FOR FASTENER NUMBER | DESCRIPTION        | ORDERING NUMBER | ITEM CODE | WT. LBS. |
|---------------------|--------------------|-----------------|-----------|----------|
| A312                | Staples–Pkg. of 25 | A31274          | 70110     | .1       |
|                     | Nails –            |                 |           |          |
| B437                | Steel–Pkg. of 100  | B43774          | 70111     | .2       |
| BB4                 | Monel–Pkg. of 25   | B43774M         | 70112     | .1       |
| C531                | Steel–Pkg. of 100  | C53174          | 70113     | .3       |
| D750                | Steel–Pkg. of 100  | D75074          | 70114     | .4       |

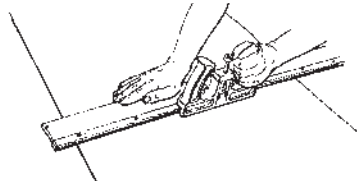
 **Stock Items** (non-shaded) carried in factory inventory.

 **Made To Order Items** (shaded) allow one week for production. In most cases, the next standard stock item can be adapted to meet your requirements.

**Non-Listed Items** are available. Request quote for price and delivery.



# Flexco® Belt Maintenance Tools



## ALLIGATOR® 300 SERIES STRAIGHT CUTTER

| DESCRIPTION                   | BELT WIDTH |        | ORDERING NUMBER | ITEM CODE | WT. LBS. |
|-------------------------------|------------|--------|-----------------|-----------|----------|
|                               | in.        | mm     |                 |           |          |
| Cutter Complete               | 12"        | 300    | 300312          | 30900     | 14.2     |
|                               | 18"        | 450    | 300318          | 30901     | 15.6     |
|                               | 24"        | 600    | 300324          | 30902     | 17.4     |
|                               | 30"        | 750    | 300330          | 30903     | 19.1     |
|                               | 36"        | 900    | 300336          | 30904     | 20.0     |
|                               | 42"        | 1050   | 300342          | 30905     | 26.1     |
|                               | 48"        | 1200   | 300348          | 30906     | 27.9     |
| 60"                           | 1500       | 300360 | 30907           | 32.8      |          |
| Cutter Base Only              | 30"        | 750    | 330             | 30937     | 10.8     |
|                               | 36"        | 900    | 336             | 30938     | 12.3     |
|                               | 42"        | 1050   | 342             | 30939     | 14.0     |
|                               | 48"        | 1200   | 348             | 30940     | 15.6     |
|                               | 60"        | 1500   | 360             | 30941     | 18.9     |
| "E" Base Only                 |            |        | 324E            | 30961     | 9.0      |
|                               |            |        | 330E            | 30962     | 10.8     |
|                               |            |        | 336E            | 30963     | 12.4     |
|                               |            |        | 348E            | 30964     | 15.8     |
|                               |            |        | 360E            | 30965     | 18.9     |
| Connecting Bar                |            |        | 30027           | 30910     | 4.6      |
| Cutter Head Only              |            |        | 300             | 30908     | 2.4      |
| Cutter Blade                  |            |        | 30023           | 30909     | .2       |
| for belts up to 1 1/8" thick  |            |        |                 |           |          |
| Cutter Blade - Long           |            |        | 30023L          | 30913     | .2       |
| for belts up to 1 3/16" thick |            |        |                 |           |          |
| Extra Nails (90/Package)      |            |        | 8D              | 30437     | 1.0      |

FOR CURVED BELT CUTTER, SEE PAGE 47 BOLT HINGED FASTENER SECTION.

## FLEXCO® BELT GROOVER

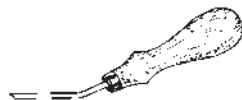
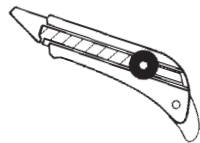
(7/16" WIDE GROOVE PATH)

| ORDERING NUMBER     | ITEM CODE | WT. LBS. |
|---------------------|-----------|----------|
| FBG1                | 31978     | 1.8      |
| <b>EXTRA BLADES</b> |           |          |
| HSP3                | 31980     | .1       |



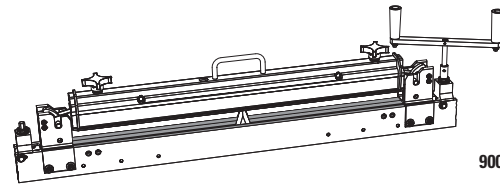
## CARD CUTTER

| ORDERING NUMBER                  | ITEM CODE | WT. LBS. |
|----------------------------------|-----------|----------|
| GC-1                             | 18100     | .3       |
| <b>EXTRA BLADES (50/Package)</b> |           |          |
| GCB-50                           | 18101     | .8       |



## ROUGH-TOP BELT SKIVER

| DESCRIPTION/ORDERING NO. | ITEM CODE | WT. LBS. |
|--------------------------|-----------|----------|
| RTBS Rough Top Skiver    | 03239     | 0.3      |



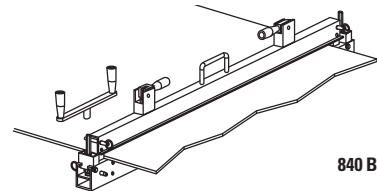
900 Series Belt Cutter

## Aluminum Content-900 Series

| ALUMINUM ALLOY TYPE | PERCENT        |               |
|---------------------|----------------|---------------|
|                     | Mg - Magnesium | Ti - Titanium |
| 5356                | 5.5            | 0.2           |
| 6005                | 0.6            | 0.1           |
| 6061                | 1.0            | 0.0           |
| 7075                | 2.5            | 0.0           |

## 900 SERIES\* BELT CUTTER

| DESCRIPTION                                  | BELT WIDTH |      | ORDERING NUMBER | ITEM CODE | WT. LBS. |
|--|------------|------|-----------------|-----------|----------|
|  | in.        | mm   |                 |           |          |
| Cutter Complete for belts up to 1.5" (38 mm) | 24"        | 600  | 900924          | 04200     | 34.0     |
|  | 36"        | 900  | 900936          | 04143     | 39.4     |
|  | 48"        | 1200 | 900948          | 04144     | 48.0     |
|  | 60"        | 1500 | 900960          | 04145     | 54.0     |
| * Patent Pending                             | 72"        | 1800 | 900972          | 04146     | 60.3     |
|  | 84"        | 2130 | 900984          | 04147     | 86.0     |
| Replacement Blade Kit                        |            |      | 900CBK          | 04149     | 0.15     |



840 Belt Cutter

## Aluminum Content-840 Series

| ALUMINUM ALLOY TYPE | PERCENT        |               |
|---------------------|----------------|---------------|
|                     | Mg - Magnesium | Ti - Titanium |
| 6061                | 1.00%          | 0%            |

## 840 SERIES ALUMINUM BELT CUTTER

(REPLACES THE 820 SERIES BELT CUTTER.)

| DESCRIPTION                                     | BELT WIDTH |      | ORDERING NUMBER | ITEM CODE | WT. LBS. |
|---|------------|------|-----------------|-----------|----------|
|   | in.        | mm   |                 |           |          |
| Cutter Complete for belts up to 3/8" - 1" thick | 36"        | 900  | 840836          | 32267     | 25.0     |
|   | 48"        | 1200 | 840848          | 32268     | 31.0     |
|   | 60"        | 1500 | 840860          | 32269     | 37.0     |
|   | 72"        | 1800 | 840872          | 32270     | 42.0     |
|   | 84"        | 2130 | 840884          | 32271     | 48.0     |
| Wrench Assembly (handle)                        |            |      | 820/840WA       | 32272     | 2.0      |
| Extra Blade (with screw) 1" - 25mm              |            |      | 820/840-ICB     | 32273     | 0.5      |
| Optional Squaring Device                        |            |      | 840SD           | 32274     | 2.0      |

## OTHER REPLACEMENT CUTTER BLADES

| FOR CUTTER MODEL | ORDERING NUMBER | ITEM CODE | WT. LBS. |
|------------------|-----------------|-----------|----------|
| B8               | B823            | 30921     | 0.1      |
| BC350            | 31071           | 31071     | 1.0      |



# Flexco® Belt Maintenance Tools

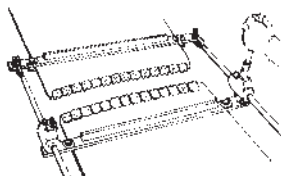


## FAR-PUL® HD® BELT CLAMPS

Load Capacity up to 3 tons (2.7 metric tons) when used with two 1-1/2 ton (1.4 metric ton) come-a-longs.

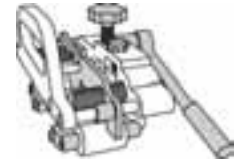
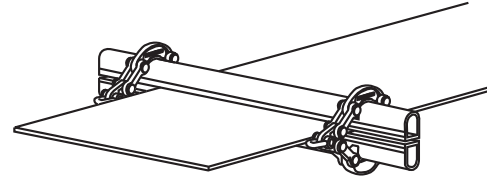
| DESCRIPTION  | BELT WIDTH |            | ORDERING NUMBER | ITEM CODE | WT. LBS. |
|--|------------|------------|-----------------|-----------|----------|
|  | in.        | mm         |                 |           |          |
| Belt Clamp Complete includes:<br>4 Belt Clamp Bars and 4 Belt Clamp Scissors | Up to 30"  | Up to 750  | LSHD30          | 30393     | 79.0     |
|  | Up to 36"  | Up to 900  | LSHD36          | 30394     | 87.0     |
|  | Up to 42"  | Up to 1050 | LSHD42          | 30395     | 91.0     |
|  | Up to 48"  | Up to 1200 | LSHD48          | 30396     | 98.0     |
|  | Up to 54"  | Up to 1350 | LSHD54          | 30397     | 103.0    |
|  | Up to 60"  | Up to 1500 | LSHD60          | 30398     | 110.0    |
|  | Up to 72"  | Up to 1800 | LSHD72          | 30399     | 121.0    |
| 30" Belt Clamp Bar Set*  | Up to 30"  | Up to 750  | LSHDB30-2       | 30418     | 20.0     |
| 36" Belt Clamp Bar Set*  | Up to 36"  | Up to 900  | LSHDB36-2       | 30414     | 23.0     |
| 42" Belt Clamp Bar Set*  | Up to 42"  | Up to 1050 | LSHDB42-2       | 30421     | 26.0     |
| 48" Belt Clamp Bar Set*  | Up to 48"  | Up to 1200 | LSHDB48-2       | 30423     | 30.0     |
| 54" Belt Clamp Bar Set*  | Up to 54"  | Up to 1350 | LSHDB54-2       | 30424     | 33.0     |
| 60" Belt Clamp Bar Set*  | Up to 60"  | Up to 1500 | LSHDB60-2       | 30430     | 36.0     |
| 72" Belt Clamp Bar Set*  | Up to 72"  | Up to 1800 | LSHDB72-2       | 30408     | 40.0     |
| Steel Belt Clamp Scissor - Each  |            |            | LSHDS           | 30392     | 10.5     |
| Belt Locator Pin - includes Washer and Locking Nut                           |            |            | LSHDLP          | 30400     | .15      |
| Retaining Pin Kit  |            |            | LSHD-RPK        | 30390     | 2.0      |

\*Includes 2 Bars Per Set



## Aluminum Content-Far-Pul® HD®

| ALUMINUM ALLOY TYPE | PERCENT        |               |
|---------------------|----------------|---------------|
|                     | Mg - Magnesium | Ti - Titanium |
| 6061                | 1.00%          | 0%            |



## FLEXCO® FSK™ BELT SKIVER

Width of Skive 2 1/2" (64mm)

| DESCRIPTION                          | ORDERING NUMBER | ITEM CODE | WT. LBS. |
|--------------------------------------|-----------------|-----------|----------|
| Skiver Complete with Standard Blade  | FSK-1           | 31995     | 20.7     |
| Skiver Complete with High-Wear Blade | FSK-1A          | 32001     | 20.7     |
| Sharpening Stone                     |                 | 31987     | 0.5      |
| STK Tool Box                         |                 | 50009     | 5.4      |
| <b>REPLACEMENT PARTS</b>             |                 |           |          |
| Skiver Blade-Standard                | FSK-1B          | 31996     | 0.3      |
| Skiver Blade-High Wear               | FSK-1BA         | 31999     | 0.3      |
| Skiver Ratchet Assembly              | FSK-1R          | 31991     | 1.8      |
| Skiver Chain                         | FSK-1C          | 31992     | 0.4      |
| Skiver Sprocket                      | FSK-1S          | 31993     | 0.2      |
| Skiver Fence Assembly                | FSK-1F          | 31994     | 1.1      |

## FAR-PUL® LIGHT-DUTY BELT CLAMPS

| BELT WIDTH                               |           | ORDERING NUMBER | ITEM CODE | WT. LBS. |
|--|-----------|-----------------|-----------|----------|
| in.                                      | mm        |                 |           |          |
| <b>FOR BELTS UNDER 100 FT. ON CENTER</b> |           |                 |           |          |
| Up to 16"                                | Up to 400 | LS1             | 30925     | 27.4     |
| 18-24"                                   | 450-600   | LS2             | 30926     | 58.8     |
| 30-36"                                   | 750-900   | LS2-1/2         | 30927     | 77.1     |

## FLEX-LIFTER™ CONVEYOR BELT LIFTER

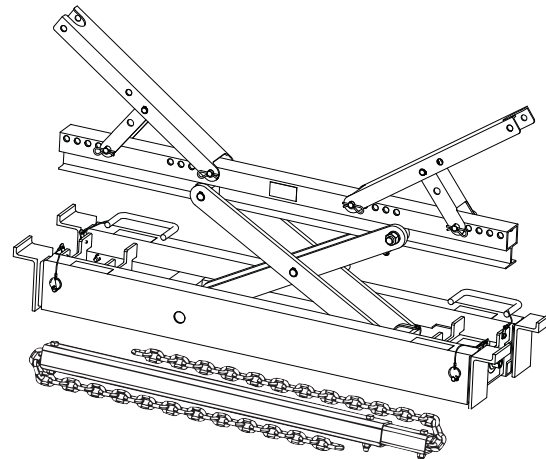
| DESCRIPTION        | BELT WIDTH RANGE |           | ORDERING NUMBER | ITEM CODE | WT. LBS. |
|--------------------|------------------|-----------|-----------------|-----------|----------|
|                    | in.              | mm        |                 |           |          |
| Medium Flex-Lifter | 36-60            | 900-1500  | FL-M            | 76469     | 62       |
| Large Flex-Lifter  | 48-72            | 1200-1800 | FL-L            | 76470     | 74       |

## Safe Lifting Capacity

| Height |         | Max. Weight |      |
|--------|---------|-------------|------|
| in.    | mm      | lbs.        | kg.  |
| 0-1    | 0-25    | 500         | 225  |
| 1-2    | 25-50   | 1000        | 450  |
| 2-3    | 50-75   | 1500        | 675  |
| 3-4    | 75-100  | 2000        | 900  |
| 4-5    | 100-125 | 2500        | 1150 |
| 5-6    | 125-150 | 3000        | 1350 |
| 6-7    | 150-175 | 3500        | 1600 |
| >7     | >175    | 4000        | 1800 |

## Aluminum Content-Flex-Lifter™ (for reference only)

| ALUMINUM ALLOY TYPE | PERCENT      |             |
|---------------------|--------------|-------------|
|                     | Mg Magnesium | Ti Titanium |
| 4043                | 0.05         | 0.2         |
| 5356                | 5.5          | 0.2         |
| 6005                | 0.6          | 0.1         |
| 6061                | 1            |             |
| 6063                | 0.7          |             |
| 7075                | 2.5          |             |




**Stock Items** (non-shaded) carried in factory inventory.  
 **Made To Order Items** (shaded) allow one week for production. In most cases, the next standard stock item can be adapted to meet your requirements.

**Non-Listed Items** are available.  
 Request quote for price and delivery.

# Flexco® Belt Maintenance Tools

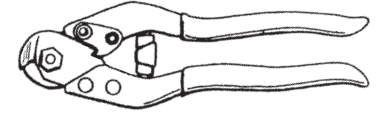
## FOUR LB. HAMMER

| ORDERING NUMBER | ITEM CODE | WT. LBS. |
|-----------------|-----------|----------|
| 4FH             | 30435     | 5.3      |



## ALLIGATOR® HINGE PIN CUTTER

| ORDERING NUMBER | ITEM CODE | WT. LBS. |
|-----------------|-----------|----------|
| APC-1           | 50004     | .5       |



## FLEXCO® SILICONE LUBRICANT

| ORDERING NUMBER | ITEM CODE | PKG. QTY. | WT. LBS. |
|-----------------|-----------|-----------|----------|
| SL5-1           | 30932     | 1         | 1.4      |

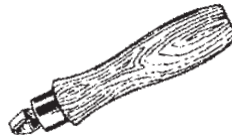


## ROUTER COUNTERSINKING TOOLS

| DESCRIPTION    | ORDERING NUMBER | ITEM CODE | WT. LBS. |
|----------------|-----------------|-----------|----------|
| Template Guide | RTG-2           | 30890     | .08      |
| Router Templet | FRT-1           | 30875     | .7       |
| Router Bit     | RT-5/8          | 30877     | .2       |

## FLEXCO® BELT IDENTIFICATION TOOL

| ORDERING NUMBER | ITEM CODE | WT. LBS. |
|-----------------|-----------|----------|
| BT-1            | 31075     | .06      |



## FLEXCO® BELT GRIPS

SOLD BY THE PAIR


| ORDERING NUMBER | ITEM CODE | WT. LBS. |
|-----------------|-----------|----------|
| 22              | 30882     | 2.5      |



## ALLIGATOR® BELT GRINDER

| ORDERING NUMBER | ITEM CODE | WT. LBS. |
|-----------------|-----------|----------|
| RB-1            | 30867     | .7       |

NOTE: Requires 2,500 RPM



## BELT NIPPER

| ORDERING NUMBER | ITEM CODE | WT. LBS. |
|-----------------|-----------|----------|
| BN-1            | 50003     | .8       |



# Belt Positioner™

## REPLACEMENT ROLLERS

| REF | DESCRIPTION               | ORDERING NUMBER | ITEM CODE | WT. LBS. |
|-----|---------------------------|-----------------|-----------|----------|
| 4   | Small Exalon Roller       | RBPER-S         | 73169     | 7.9      |
|     | Medium Exalon Roller      | RBPER-M         | 73170     | 11.0     |
|     | Large Exalon Roller       | RBPER-L         | 73171     | 15.5     |
|     | Extra Large Exalon Roller | RBPER-XL        | 73172     | 27.8     |
| 4a  | Small Steel Roller        | RBPSR-S         | 74562     | 12.2     |
|     | Medium Steel Roller       | RBPSR-M         | 74563     | 16.5     |
|     | Large Steel Roller        | RBPSR-L         | 74564     | 23.2     |
|     | Extra Large Steel Roller  | RBPSR-XL        | 74565     | 36.6     |
| 5   | Roller Retainer Kit *     | RBPRET          | 73163     | 0.5      |

Positioners come standard with Exalon rollers. Idler rollers on sizes S, M and L are 5" (125mm) diameter and rated CEMA D. Idler rollers on the XL size are 6" (150mm) diameter and rated CEMA E.

\*Roller Retainer Kit not required for XL rollers (SDX style). Lead time: 1 working day



## BELT POSITIONERS WITH EXALON ROLLERS\*

| SIZE        | BELT WIDTH (Min-Max) |           | POSITIONER WIDTH (Min-Max) |           | ORDERING NUMBER | ITEM CODE | WT. LBS. |
|-------------|----------------------|-----------|----------------------------|-----------|-----------------|-----------|----------|
|             | in.                  | mm        | in.                        | mm        |                 |           |          |
| Small       | 18-24                | 450-600   | 24-34                      | 600-850   | RBPIE-S         | 73140     | 60.5     |
| Medium      | 30-48                | 750-1200  | 34-56                      | 850-1400  | RBPIE-M         | 73142     | 73.5     |
| Large       | 54-72                | 1350-1800 | 56-83                      | 1400-2075 | RBPIE-L         | 73144     | 94.0     |
| Extra Large | 72-96                | 1800-2400 | 72-120                     | 1800-3000 | RBPIE-XL        | 73146     | 182.0    |

\*Positioners come standard with Exalon rollers. Use next larger size for belt widths between ranges.

NOTE: Idler Rollers on sizes S, M and L are 5" (125mm) diameter and rated CEMA D. Idler Rollers on the XL size are 6" (150mm) diameter and rated CEMA E.

Lead time: 1 working day

## BELT POSITIONERS WITH STEEL ROLLERS

| SIZE        | BELT WIDTH (Min-Max) |           | POSITIONER WIDTH (Min-Max) |           | ORDERING NUMBER | ITEM CODE | WT. LBS. |
|-------------|----------------------|-----------|----------------------------|-----------|-----------------|-----------|----------|
|             | in.                  | mm        | in.                        | mm        |                 |           |          |
| Small       | 18-24                | 450-600   | 24-34                      | 600-850   | RBP1S-S         | 74558     | 69.8     |
| Medium      | 30-48                | 750-1200  | 34-56                      | 850-1400  | RBP1S-M         | 74559     | 84.6     |
| Large       | 54-72                | 1350-1800 | 56-83                      | 1400-2075 | RBP1S-L         | 74560     | 109.5    |
| Extra Large | 72-96                | 1800-2400 | 72-120                     | 1800-3000 | RBP1S-XL        | 74561     | 199.6    |

Lead time: 1 working day

### Product Notes:

- The Positioner should be centered between two standard return rollers. For general applications--standard belts up to 72" (1800mm); position the unit no closer than 3' (.9M) to a return roller and no farther than 6' (1.8M).
- Works on the return side of the conveyor using simple angled rollers mounted in a fixed position to quickly and continuously funnel the belt into the correct path.
- A "quick fix" solution for belts that consistently wander to one side.
- Typically installed before the tail pulley to keep the belt centered at the critical loading point. Center loading is the key to solving many top side tracking problems.
- Idler rollers make smooth contact with the return belt's bottom cover, eliminating excessive wear and damage to the belt's edges.
- Has no pivoting mechanism to freeze up and cause the unit to stop working.
- Once installed, no further adjustment is required.

## ROLLER DIMENSIONS

| SIZE        | LENGTH |     | DIAMETER |     |
|-------------|--------|-----|----------|-----|
|             | in.    | mm  | in.      | mm  |
| Small       | 9      | 225 | 5        | 125 |
| Medium      | 13     | 325 | 5        | 125 |
| Large       | 19     | 475 | 5        | 125 |
| Extra Large | 21     | 525 | 6        | 150 |

### Product Notes:

- Optimal location: no closer than 3' (.9M) and no further than 6' (1.8M) from a return roller.
- Belt Positioners come standard with Exalon rollers.
- All rollers are "sealed for life". No regreasing maintenance is required.
- MSHA approved.

# V-Plow

## V-PLOW\*

| DESCRIPTION | BELT WIDTH |           | ORDERING NUMBER | ITEM CODE | WT. LBS. |
|-------------|------------|-----------|-----------------|-----------|----------|
|             | in.        | mm        |                 |           |          |
| Extra Small | 18-24"     | 450-600   | CBV-XS          | 73131     | 53.0     |
| Small       | 30-36"     | 750-900   | CBV-S           | 73132     | 65.0     |
| Medium      | 42-48"     | 1050-1200 | CBV-M           | 73133     | 74.0     |
| Large       | 54-60"     | 1350-1500 | CBV-L           | 73134     | 84.0     |
| 72"         | 72"        | 1800      | CBV-72          | 74389     | 150.0    |
| 84"         | 84"        | 2100      | CBV-84          | 74390     | 175.0    |
| 96"         | 96"        | 2400      | CBV-96          | 74391     | 200.0    |

\*Use next larger size for belt widths between ranges.

Lead time: 1 working day



## REPLACEMENT BLADE KITS\*

| DESCRIPTION | BELT WIDTH |           | ORDERING NUMBER | ITEM CODE | WT. LBS. |
|-------------|------------|-----------|-----------------|-----------|----------|
|             | in.        | mm        |                 |           |          |
| Extra Small | 18-24"     | 450-600   | VBK-XS          | 73190     | 4.5      |
| Small       | 30-36"     | 750-900   | VBK-S           | 73191     | 6.0      |
| Medium      | 42-48"     | 1050-1200 | VBK-M           | 73192     | 7.5      |
| Large       | 54-60"     | 1350-1500 | VBK-L           | 73193     | 9.0      |
| 72"         | 72"        | 1800      | VBK-72          | 74457     | 13.0     |
| 84"         | 84"        | 2100      | VBK-84          | 74458     | 15.0     |
| 96"         | 96"        | 2400      | VBK-96          | 74459     | 17.0     |

\*Kit includes blades and replacement blade bolts.

Lead time: 1 working day



## OPTIONAL URETHANE BLADE KITS\*

Typically provides 3 to 5 times longer wear life.

| DESCRIPTION | BELT WIDTH |           | ORDERING NUMBER | ITEM CODE | WT. LBS. |
|-------------|------------|-----------|-----------------|-----------|----------|
|             | in.        | mm        |                 |           |          |
| Extra Small | 18-24"     | 450-600   | VUBK-XS         | 75570     | 5.4      |
| Small       | 30-36"     | 750-900   | VUBK-S          | 75571     | 8.0      |
| Medium      | 42-48"     | 1050-1200 | VUBK-M          | 75572     | 10.5     |
| Large       | 54-60"     | 1350-1500 | VUBK-L          | 75573     | 13.0     |
| 72"         | 72"        | 1800      | VUBK-72         | 75574     | 15.9     |
| 84"         | 84"        | 2100      | VUBK-84         | 75575     | 18.5     |
| 96"         | 96"        | 2400      | VUBK-96         | 75576     | 21.0     |

\*Kit includes blades and replacement blade bolts.

Lead time: 1 working day

## Product Notes:

- Exclusive blade design - 20° slant on leading edge spirals debris off the belt.
- Self-adjusting blade - the blade floats on the belt and self-adjusts as it wears.
- Unique blade adjuster - turnbuckle-type adjuster allows the blade to be accurately positioned to the belt.
- Easy to install - comes fully assembled and can be placed right into position on the conveyor.

▭ Made To Order Items (shaded) allow 10 working days for production.

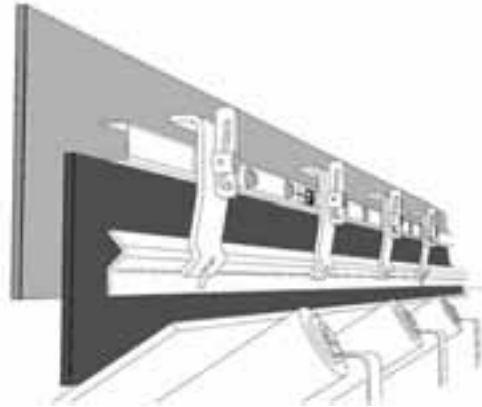
# Flex-Lok™ Skirt Clamps

## FLEX-LOK™ SKIRT CLAMP

One Skirt Clamp includes one 6' (1.8M) clamp runner, 4 clamp plates, 4 clamp pins and one 6' (1.8M) restraining bar. Skirt board and rubber not included.

| DESCRIPTION                    | ORDERING NUMBER | ITEM CODE | WT. LBS. |
|--------------------------------|-----------------|-----------|----------|
| Skirt Clamp                    | FLSC-I          | 71052     | 31.1     |
| <b>REPLACEMENT PARTS</b>       |                 |           |          |
| Clamp Runner - 6 ft. (1.8M)    | FL-RPI          | 71058     | 7.3      |
| Clamp Plate                    | FL-PC-I         | 71057     | 2.1      |
| Clamp Pin                      | FL-CP-I         | 71141     | 1.9      |
| Restraining Bar - 6 ft. (1.8M) | FL-RBI          | 71060     | 11.3     |

**NOTE:** Skirt Rubber Thickness Range: 5/16" to 1" (8 - 25mm)  
Lead time: 1 working day



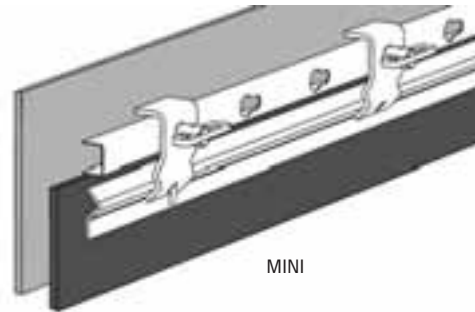
STANDARD

## MINI FLEX-LOK™ SKIRT CLAMP

One Mini Skirt Clamp includes one 6' (1.8M) clamp runner, 3 mini clamp plates, 3 clamp pins and one 6' (1.8M) restraining bar. Skirt board and rubber not included.

| DESCRIPTION                    | ORDERING NUMBER | ITEM CODE | WT. LBS. |
|--------------------------------|-----------------|-----------|----------|
| Mini Skirt Clamp               | FLSCM-I         | 71055     | 27.6     |
| <b>REPLACEMENT PARTS</b>       |                 |           |          |
| Clamp Runner - 6 ft. (1.8M)    | FL-RPI          | 71058     | 7.3      |
| Clamp Plate                    | FLM-PC          | 71140     | 2.1      |
| Clamp Pin                      | FL-CP-I         | 71141     | 1.9      |
| Restraining Bar - 6 ft. (1.8M) | FL-RBI          | 71060     | 11.3     |

**NOTE:** Skirt Rubber Thickness Range: 5/16" to 5/8" (8 - 16mm)  
Lead time: 1 working day




MINI

## STAINLESS STEEL\* FLEX-LOK™ SKIRT CLAMP

One SS Clamp includes one 6' (1.8M) clamp runner, 4 clamp plates, 4 clamp pins and one 6' (1.8M) restraining bar.

| DESCRIPTION              | ORDERING NUMBER | ITEM CODE | WT. LBS. |
|--------------------------|-----------------|-----------|----------|
| SS Skirt Clamp           | FLSC-ISS        | 75778     | 25.0     |
| <b>REPLACEMENT PARTS</b> |                 |           |          |
| Clamp Pin                | FLCP-ISS        | 71164     | 1.9      |

\*316SS (all parts)  
Lead time: 1 working day



MINI STANDARD

Two models are available to fit your conveyor requirements

### SERVICE MAINTENANCE

- Inspection - Periodically inspect the clearance between the skirt rubber and the belt. If this gap is more than 1/4" (6mm) or if excessive fines are escaping, readjust the skirt rubber.
- Adjustment - Unlock the wedges on the clamp pins and slide the skirt rubber down to the belt. Relock the clamp pins.

### TROUBLESHOOTING

Problem: Skirt rubber slips out of skirt clamp.

Solution:

1. Check to insure wedges in clamp pins are locked.
2. Check skirt rubber position. Skirt rubber must not fold and lie on top of belt.



Anti-Vibration Clamp Pins  
(Standard)



## Tatch-A-Cleat® General Cleat Information

### Cleat patterns

When choosing cleat installation patterns, you should

give major consideration to the type of return support which is available or feasible.

Where conveyor pulley center distances are 15 feet or less, it is often possible to omit return rolls safely.

Where the curved or chevron pattern is used with standard return rolls, cleats should be arranged so that they provide a set of continuous contacts between cleats and rolls. On drives using pulleys less than 6" in diameter, curved or chevron patterns should not be used.

The ends of cleats mounted in a curved pattern should be tapered to lead smoothly onto return rolls.

### Suggested minimum cleat height for various sized materials and degrees of incline

This chart assumes that material being conveyed has a 30° natural angle of repose. For rounded or free-flowing materials with a natural angle of repose of less than 30°, use the cleat corresponding to the next higher material size. (For example, if your material is 4" high, with a natural angle of repose of less than 30°, and your belt incline is 40°, you would use a 3" cleat — that is, the cleat size corresponding to 5" material.

|                  |    | Cleat Height |     |     |     |  |
|------------------|----|--------------|-----|-----|-----|--|
| Size of Material | 8" | 6"           | 6"  | 6"  | 6"  |  |
|                  | 7" | 6"           | 6"  | 6"  | 6"  |  |
|                  | 6" | 4"           | 4"  | 6"  | 6"  |  |
|                  | 5" | 3"           | 3"  | 4"  | 6"  |  |
|                  | 4" | 2"           | 2"  | 3"  | 4"  |  |
|                  | 3" | 1½"          | 1½" | 2"  | 3"  |  |
|                  | 2" | 1"           | 1"  | 1½" | 2"  |  |
|                  | 1" | ¾"           | ¾"  | 1"  | 1½" |  |
|                  | ½" | ¾"           | ¾"  | ¾"  | 1"  |  |
|                  |    | 30°          | 40° | 50° | 60° |  |

Belt Incline

### Suggested cleat spacing

This chart assumes that material being conveyed has a 20° dynamic angle of repose (30° natural angle of repose) and that cleats are installed at a right angle to the belt edge. For more free-flowing material, use slightly closer cleat spacing.

|              |     | Cleat Spacing |      |      |      |  |
|--------------|-----|---------------|------|------|------|--|
| Cleat Height | 6"  | 35"           | 28"  | 21"  | 15¾" |  |
|              | 4"  | 23"           | 18½" | 13½" | 10½" |  |
|              | 3"  | 17"           | 13½" | 10"  | 8"   |  |
|              | 2"  | 12"           | 8½"  | 6¼"  | 5"   |  |
|              | 1½" | 8½"           | 6"   | 5"   | 4"   |  |
|              | 1"  | 5½"           | 4¼"  | 2¾"  | 2½"  |  |
|              | ¾"  | 4"            | 2¾"  | 2"   | 1¾"  |  |
|              |     | 30°           | 40°  | 50°  | 60°  |  |

Belt Incline

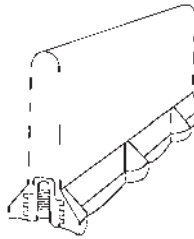
| Type              | Cleat Pattern | Return Rolls              | Recommended   |
|-------------------|---------------|---------------------------|---|
| IN TROUGH         |               | SPLIT ROLLS<br>           | Where Cleats are needed only to lock material in place on the conveyor.   |
| STAGGERED         |               | SQUIRREL CAGE<br>         | Where drain-off of liquids presented special problems.  |
| ACROSS BELT WIDTH |               | SELF-CLEANING<br>         | Where incline is steep and/or material has high flowability — as with large, round or uniformly sized material. |
| CURVED            |               | STANDARD RETURN ROLLS<br> | Where increased load capacity is required with a given belt width, trough, and incline.                         |
| SPLIT             |               | RUBBER-DISC<br>           | Where drain-off is a problem, and rubber disc-type rolls are available.   |
| CHEVRON           |               | STANDARD RETURN ROLLS<br> | Where drain-off is a problem, and standard solid return rolls are used.   |

# Tatch-A-Cleat® Mechanical Cleats

## MODEL "L" CLEATS

10 CLEATS/CARTON – Min. Pulley 2" (50 mm)

| ORDERING NUMBER                       | ITEM CODE | WT. LBS. |
|---------------------------------------|-----------|----------|
| <b>BLACK – PLATED FASTENER</b>        |           |          |
| L5/8-B                                | 99500     | 7.3      |
| L1-B                                  | 99504     | 9.3      |
| L1-1/2-B                              | 99508     | 11.2     |
| L2-B                                  | 99512     | 14.0     |
| L3-B                                  | 99516     | 18.3     |
| <b>BLACK – 302 STAINLESS FASTENER</b> |           |          |
| L5/8-BS                               | 99501     | 7.3      |
| L1-BS                                 | 99505     | 9.3      |
| L1-1/2-BS                             | 99509     | 11.2     |
| L2-BS                                 | 99513     | 14.0     |
| L3-BS                                 | 99517     | 18.3     |
| <b>WHITE – PLATED FASTENER</b>        |           |          |
| L5/8-W                                | 99502     | 7.3      |
| L1-W                                  | 99506     | 9.3      |
| L1-1/2-W                              | 99510     | 12.3     |
| L2-W                                  | 99514     | 14.5     |
| L3-W                                  | 99518     | 19.3     |
| <b>WHITE – 302 STAINLESS FASTENER</b> |           |          |
| L5/8-WS                               | 99503     | 7.3      |
| L1-WS                                 | 99507     | 9.3      |
| L1-1/2-WS                             | 99511     | 12.3     |
| L2-WS                                 | 99515     | 14.5     |
| L3-WS                                 | 99519     | 19.3     |



**NOTE:** Cleats are 24" long.  
1/2" screws are furnished "standard" and can be used on belts up to 5/16" (8 mm) thick.  
Inserts are on 2" (50mm) centers.  
For belts 5/16" – 7/16" (8 – 11 mm) use a 5/8" screw.  
For belts over 7/16" (11 mm) use a 3/4" screw.



**NOTE:** Cleats are 48" long. Ordering numbers followed by the letter T indicate cleat fasteners furnished with flat top nut (ECFT). Standard fasteners include hex nuts. (ECF).

## ECONO-CLEAT®

5 CLEATS/CARTON

| ORDERING NUMBER  | ITEM CODE | WT. LBS. | MIN. PULLEY |     |
|--|-----------|----------|-------------|-----|
|  |           |          | in.         | mm  |
| <b>ECONO-CLEAT w/FASTENERS &amp; HEX NUTS (ECF, EC4F, EC6F)</b>  |           |          |             |     |
| EC1-1/4  | 99576     | 12.5     | 3           | 75  |
| EC2  | 99578     | 15.5     | 3           | 75  |
| EC3  | 99580     | 22.0     | 3           | 75  |
| EC4  | 99582     | 33.0     | 4           | 100 |
| EC6*   | 99586     | 28.3     | 6           | 150 |
| <b>ECONO-CLEAT w/FASTENERS &amp; FLAT TOP NUTS (ECFT, EC4FT)</b> |           |          |             |     |
| EC1-1/4-T  | 99577     | 12.5     | 3           | 75  |
| EC2-T  | 99579     | 15.5     | 3           | 75  |
| EC3-T  | 99581     | 22.0     | 3           | 75  |
| EC4-T  | 99583     | 33.0     | 4           | 100 |

\*Two 48" Cleats/Carton

## EXTRA FASTENER SETS

123/BAG #10-24 Machine Screws and Washers

| ORDERING NUMBER  | ITEM CODE | WT. LBS. |
|------------------|-----------|----------|
| <b>PLATED</b>    |           |          |
| L1/2-F           | 99570     | 1.0      |
| L5/8-F           | 99522     | 1.0      |
| L3/4-F           | 99520     | 1.3      |
| L1-F             | 99521     | 1.3      |
| <b>STAINLESS</b> |           |          |
| L1/2-FS          | 99525     | 1.0      |
| L5/8-FS          | 99525     | 1.0      |
| L3/4-FS          | 99523     | 1.3      |
| L1-FS            | 99524     | 1.3      |



**NOTE:** 1" and 2" Cleats – 24" long  
Model HD Cleats are furnished with Plated 14 X 1 Type AB Fasteners.  
Specify 1-1/4" screws for belts over 7/16" thick.

## MODEL "HD" CLEATS

| ORDERING NUMBER                | ITEM CODE | WT. LBS. | CLEATS/CARTON | MIN. PULLEY |    |
|--------------------------------|-----------|----------|---------------|-------------|----|
|                                |           |          |               | in.         | mm |
| <b>WITH PLATED FASTENER</b>    |           |          |               |             |    |
| HD1                            | 99531     | 11.5     | 10            | 1           | 25 |
| HD2                            | 99565     | 9.5      | 5             | 2           | 50 |
| <b>WITH STAINLESS FASTENER</b> |           |          |               |             |    |
| HD1S                           | 99648     | 11.8     | 10            | 1           | 25 |

**NOTE:** HD2 Cleats may be purchased in bulk quantities. Contact Customer Service for details.

## EXTRA FASTENER SETS—TYPE AB 123/BAG

| ORDERING NUMBER  | ITEM CODE | WT. LBS. |
|------------------|-----------|----------|
| <b>PLATED</b>    |           |          |
| HD1-F            | 99535     | 2.5      |
| HD1-1/4-F        | 99536     | 2.8      |
| <b>STAINLESS</b> |           |          |
| HD1-FS           | 99529     | 2.6      |

## ECONOMY CARTON

12 FT. LENGTHS w/NO FASTENERS - 3 FASTENER SETS PER FOOT REQUIRED

| ORDERING NUMBER              | ITEM CODE | WT. LBS. | FEET/CTN. | MIN. PULLEY |     |
|------------------------------|-----------|----------|-----------|-------------|-----|
|                              |           |          |           | in.         | mm  |
| EC1-1/4-C                    | 99597     | 119.0    | 240       | 3           | 75  |
| EC2-C                        | 99598     | 125.0    | 180       | 3           | 75  |
| EC3-C                        | 99599     | 123.0    | 120       | 3           | 75  |
| EC4-C                        | 99601     | 121.0    | 72        | 4           | 100 |
| EC6-C                        | 99600     | 126.0    | 36        | 6           | 150 |
| <b>12 FT. LENGTHS IN PVC</b> |           |          |           |             |     |
| EC1-1/4-CPVC                 | 99959     | 107.0    | 168       | 3           | 75  |
| EC2-CPVC                     | 99960     | 116.0    | 120       | 3           | 75  |
| EC3-CPVC                     | 99961     | 120.0    | 84        | 3           | 75  |

## EXTRA FASTENER SETS

61/BAG

| ORDERING NUMBER                                 | ITEM CODE | WT. LBS. | SIZE            |
|---|-----------|----------|-----------------|
| <b>FASTENERS FOR 1-1/4", 2" &amp; 3" CLEATS</b> |           |          |                 |
| ECF   | 99589     | 2.8      | 1/4" x 1/4"     |
| ECFS  | 99593     | 2.9      |                 |
| ECFT  | 99590     | 2.3      |                 |
| <b>FASTENERS FOR 4" CLEATS</b>                  |           |          |                 |
| EC4F  | 99591     | 3.3      | 1-1/4" x 1-3/4" |
| EC4FT   | 99592     | 2.3      |                 |
| <b>FASTENERS FOR 6" CLEATS</b>                  |           |          |                 |
| EC6F*   | 99594     | 2.0      | 1-1/4" x 2"     |

\*33/Bag

# Tatch-A-Cleat® Mechanical Cleats

## TATCH-A-LUG®

Min. Pulley 2" (50 mm)

| DESCRIPTION                  | ORDERING NUMBER    | ITEM CODE      | WT. LBS.   |
|------------------------------|--------------------|----------------|------------|
| (25 LUGS/CARTON)             | LG1-1/2<br>LG2     | 99541<br>99543 | 1.8<br>2.0 |
| (26 EACH)                    |                    |                |            |
| Extra Fastener Sets – Plated | LG3/4-F            | 99546          | .3         |
| – Stainless                  | LG3/4-FS           | 99547          | .3         |
| Economy Carton (100 LUGS)    | LG1-1/2-C<br>LG2-C | 99542<br>99544 | 6.7<br>7.1 |



## TATCH-A-PEG®

Min. Pulley 2" (50 mm)

| DESCRIPTION                  | ORDERING NUMBER | ITEM CODE      | WT. LBS.   |
|------------------------------|-----------------|----------------|------------|
| (100 PEGS/CARTON)            | PG2<br>PG3      | 99539<br>99537 | 4.3<br>6.9 |
| Extra Fastener Sets – Plated | P1/2-F          | 99548          | .8         |
| (100 / bag)                  | P3/4-F          | 99538          | 1.0        |
| – Stainless                  | P1/2-FS         | 99549          | .8         |
|                              | P3/4-FS         | 99540          | 1.0        |



## EXTRA WASHERS

| FOR CLEAT:              | ORDERING NUMBER | ITEM CODE | PRICE EACH | WT. LBS. | DIA.   |
|-------------------------|-----------------|-----------|------------|----------|--------|
| Econo-Cleat®            | CW25/100        | 99690     | \$0.22     | .1       | 1/4"   |
| Tatch-A-Lug®, Model "L" | CW1024          | 99626     | 0.06       | .1       | 13/64" |
| Tatch-A-Peg®            |                 |           |            |          |        |
| <b>BULK WASHERS</b>     |                 |           |            |          |        |
| Tatch-A-Lug®, Model "L" | CWS1024         | 99627     | \$0.30     | 1.0      | 13/64" |
| Tatch-A-Peg®            |                 |           |            |          |        |

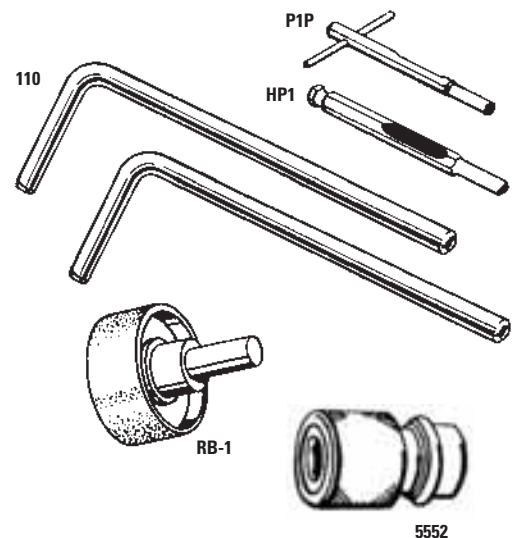
## TATCH-A-GUIDE®

| DESCRIPTION                   | LENGTH   |         | ORDERING NUMBER | ITEM CODE | WT. LBS. | MIN. PULLEY |     |
|-------------------------------|----------|---------|-----------------|-----------|----------|-------------|-----|
|                               | in.      | mm      |                 |           |          | in.         | mm  |
| Plated (10/CTN.)              | 8"       | 200     | A10             | 99551     | 1.0      | 4           | 100 |
|                               | 8"       | 200     | B10             | 99553     | 1.3      | 6           | 150 |
|                               | 9 1/4"   | 235     | C10             | 99555     | 3.3      | 8           | 200 |
| Stainless                     | 8"       | 200     | A10S            | 99552     | 1.0      | 4           | 100 |
|                               | 8"       | 200     | B10S            | 99554     | 1.3      | 6           | 150 |
|                               | 9 1/4"   | 235     | C10S            | 99556     | 3.3      | 8           | 200 |
| Extra Fasteners Sets (31/BAG) |          |         |                 |           |          |             |     |
| Plated                        | – Size A | G1/2-F  | 99560           | .1        |          |             |     |
|                               | – Size B | G5/8-F  | 99566           | .1        |          |             |     |
|                               | – Size C | G3/4-F  | 99572           | .3        |          |             |     |
| Stainless                     | – Size A | G1/2-FS | 99563           | .1        |          |             |     |
|                               | – Size B | G5/8-FS | 99569           | .1        |          |             |     |
|                               | – Size C | G3/4-FS | 99573           | .3        |          |             |     |



## INSTALLATION TOOLS

| DESCRIPTION                            | ORDERING NUMBER | FOR CLEAT TYPE:   | DIA. | ITEM CODE | WT. LBS. |
|--|-----------------|---|------|-----------|----------|
| Flexco® Belt Punches                   | P1P             | Model L, Econo-Cleat®, Tatch-A-Lug®, Tatch-A-Peg®, & Tatch-A-Guide® | 1/4" | 30460     | .1       |
|  | P3P             | Model HD  | 3/8" | 30462     | .3       |
| Flexco® Power Punches                  | HP1             | Model L, Econo-Cleat®, Tatch-A-Lug®, Tatch-A-Peg®, & Tatch-A-Guide® | 1/4" | 30463     | .2       |
|  | HP3             | Model HD  | 3/8" | 30465     | .2       |
| Flexco® Bolt Breaker (Two per Package) | 110             |   |      | 30474     | 1.2      |
| Quick Change Chuck                     | 5552            |   |      | 30481     | 0.4      |
| Alligator® Belt Grinder                | RB-1            |   |      | 30867     | 0.7      |



- Stock Items** (non-shaded) carried in factory inventory.
- Made To Order Items** (shaded) allow one week for production. In most cases, the next standard stock item can be adapted to meet your requirements.
- Non-Listed Items** are available. Request quote for price and delivery.



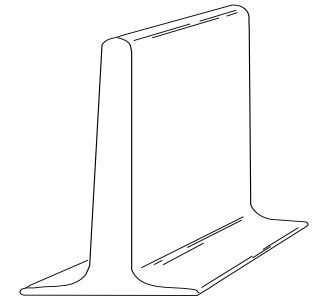
# Tatch-A-Cleat® Rubber Bondable Cleats

## RUBBER BONDABLE

### T CLEATS

**BUFFED - STANDARD PACK** 10' LENGTHS - NITRILE 60 DURO - 1500 lb. TENSILE

| WHITE           |           | BLACK           |           | WT./FT. | QTY./CTN. | HEIGHT | BASE WIDTH | THICKNESS | MIN. PULLEY DIAMETER |
|-----------------|-----------|-----------------|-----------|---------|-----------|--------|------------|-----------|----------------------|
| ORDERING NUMBER | ITEM CODE | ORDERING NUMBER | ITEM CODE |         |           |        |            |           |                      |
| T-3/4WVNI       | 99966     | T-3/4BNIB       | 99982     | .40     | 100'      | 3/4"   | 2 1/8"     | .250"     | 6"                   |
| T-1WVNI         | 99967     | T-1BNIB         | 99983     | .45     | 100'      | 1"     | 2 1/8"     | .250"     | 6"                   |
| T-1-1/2WVNI     | 99968     | T-1-1/2BNIB     | 99984     | .57     | 100'      | 1 1/2" | 2 1/8"     | .250"     | 6"                   |
| T-2WVNI         | 99969     | T-2BNIB         | 99985     | .62     | 100'      | 2"     | 2 1/8"     | .250"     | 6"                   |
|                 |           | T-3BNIB         | 99987     | 1.20    | 50'       | 3"     | 2 1/8"     | .375"     | 6"                   |



T CLEAT

**UNBUFFED - STANDARD PACK** 10' LENGTHS - NITRILE 60 DURO - 1500 lb. TENSILE

|            |       |            |       |     |      |        |        |       |    |
|------------|-------|------------|-------|-----|------|--------|--------|-------|----|
| T-1/2WNI   | 99818 |            |       | .27 | 100' | 1/2"   | 1"     | .250" | 4" |
| T-3/4WNI   | 99800 |            |       | .40 | 100' | 3/4"   | 2 1/8" | .250" | 6" |
| T-1WNI     | 99801 | T-1BNI     | 99811 | .45 | 100' | 1"     | 2 1/8" | .250" | 6" |
| T-1-1/2WNI | 99802 | T-1-1/2BNI | 99812 | .57 | 100' | 1 1/2" | 2 1/8" | .250" | 6" |
| T2-WNI     | 99803 | T-2BNI     | 99813 | .62 | 100' | 2"     | 2 1/8" | .250" | 6" |

## BONDABLE CLEAT – TEMPERATURE SERVICE RANGE

| FOR CLEAT TYPE:                 | TEMPERATURE RANGE |
|---------------------------------|-------------------|
| <b>RUBBER BONDABLE</b>          |                   |
| T-Cleat, Scoop Cleats           | -40°F to +180°F   |
| V-Guides                        | -40°F to +210°F   |
| <b>PVC BONDABLE</b>             |                   |
| T-Cleat, Scoop Cleats, V-Guides | -20°F to +150°F   |

**Made To Order Items** Allow 6-8 weeks for delivery.  
Minimum order may apply.

**NOTE:** One reel or carton minimum per size and color.  
**Non Listed Items** are available.  
Request quote for price and delivery.

**NOTE:** Customized Profiles and Formulations can be quoted.

**NOTE:** Allow for greater pulley diameters if system has reverse bends.

# Tatch-A-Cleat® Rubber Bondable Cleats

## RUBBER BONDABLE

### V-GUIDE BUFFED

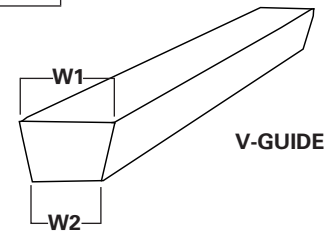
STANDARD PACK 100' LENGTHS - NEOPRENE 60 DURO - 1500 lb. TENSILE

| WHITE           |           | BLACK           |           | WT./FT. | QUANTITY CTN./REEL | SIZE | W1   | W2     | HEIGHT | MIN. PULLEY DIAMETER |
|-----------------|-----------|-----------------|-----------|---------|--------------------|------|------|--------|--------|----------------------|
| ORDERING NUMBER | ITEM CODE | ORDERING NUMBER | ITEM CODE |         |                    |      |      |        |        |                      |
| OVGWNEB         | 99831     |                 |           | .05     | 100'               | O    | 3/8" | 1/4"   | 1/4"   | 2"                   |
| AVGWNEB         | 99832     | AVGBNEB         | 99996     | .09     | 100'               | A    | 1/2" | 5/16"  | 5/16"  | 4"                   |
| BVGWNEB         | 99833     | BVGBNEB         | 99844     | .15     | 100'               | B    | 5/8" | 7/16"  | 7/16"  | 6"                   |
| CVGWNEB         | 99834     | CVGBNEB         | 99845     | .25     | 100'               | C    | 7/8" | 17/32" | 17/32" | 8"                   |

STANDARD REEL \* NEOPRENE 60 DURO - 1500 lb. TENSILE

|             |       |             |       |     |      |   |      |        |        |    |
|-------------|-------|-------------|-------|-----|------|---|------|--------|--------|----|
| OVGWNEB-500 | 99287 | OVGWNEB-500 | 99301 | .05 | 500' | O | 3/8" | 1/4"   | 1/4"   | 2" |
| AVGWNEB-500 | 99288 | AVGWNEB-500 | 99302 | .09 | 500' | A | 1/2" | 5/16"  | 5/16"  | 4" |
| BVGWNEB-500 | 99289 | BVGWNEB-500 | 99303 | .15 | 500' | B | 5/8" | 7/16"  | 7/16"  | 6" |
| CVGWNEB-300 | 99290 | CVGWNEB-300 | 99304 | .25 | 300' | C | 7/8" | 17/32" | 17/32" | 8" |

\*White V-guides shipped in 2 pieces on one reel.



### V-GUIDE UNBUFFED

STANDARD PACK 100' LENGTHS - NEOPRENE 60 DURO - 1500 lb. TENSILE

| WHITE           |           | BLACK           |           | WT./FT. | QUANTITY CTN./REEL | SIZE | W1   | W2     | HEIGHT | MIN. PULLEY DIAMETER |
|-----------------|-----------|-----------------|-----------|---------|--------------------|------|------|--------|--------|----------------------|
| ORDERING NUMBER | ITEM CODE | ORDERING NUMBER | ITEM CODE |         |                    |      |      |        |        |                      |
| OVGWNE          | 99849     |                 |           | .05     | 100'               | O    | 3/8" | 1/4"   | 1/4"   | 2"                   |
| AVGWNE          | 99850     | AVGBNE          | 99855     | .09     | 100'               | A    | 1/2" | 5/16"  | 5/16"  | 4"                   |
| BVGWNE          | 99851     | BVGBNE          | 99856     | .15     | 100'               | B    | 5/8" | 7/16"  | 7/16"  | 6"                   |
| CVGWNE          | 99852     | CVGBNE          | 99857     | .25     | 100'               | C    | 7/8" | 17/32" | 17/32" | 8"                   |

STANDARD REEL \* NEOPRENE 60 DURO - 1500 lb. TENSILE

|            |       |            |       |     |      |   |      |        |        |    |
|------------|-------|------------|-------|-----|------|---|------|--------|--------|----|
| OVGWNE-500 | 99280 | OVGWNE-500 | 99294 | .05 | 500' | O | 3/8" | 1/4"   | 1/4"   | 2" |
| AVGWNE-500 | 99281 | AVGWNE-500 | 99295 | .09 | 500' | A | 1/2" | 5/16"  | 5/16"  | 4" |
| BVGWNE-500 | 99282 | BVGWNE-500 | 99296 | .15 | 500' | B | 5/8" | 7/16"  | 7/16"  | 6" |
| CVGWNE-300 | 99283 | CVGWNE-300 | 99297 | .25 | 300' | C | 7/8" | 17/32" | 17/32" | 8" |

\*White V-guides shipped in 2 pieces on one reel.

## FLANGES

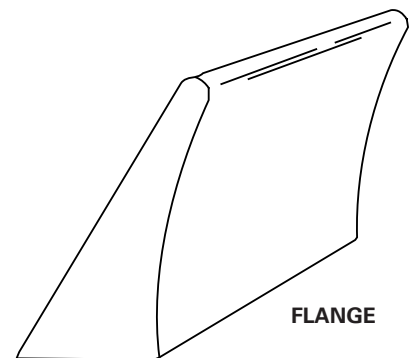
50' LENGTHS - NEOPRENE 45 DURO - 1200 lb. TENSILE, 600% ELONGATION - BLACK ONLY

| ORDERING NUMBER | ITEM CODE | WT./FT. | QTY./CTN. | HEIGHT | BASE WIDTH | MIN. PULLEY DIA. |       |
|-----------------|-----------|---------|-----------|--------|------------|------------------|-------|
|                 |           |         |           |        |            | FLANGE           | CLEAT |
| FL1BNE          | 99860     | .24     | 50'       | 1"     | 3/4"       | 6"               | 4"    |
| FL1-1/2BNE      | 99861     | .48     | 50'       | 1 1/2" | 1"         | 8"               | 5"    |

**NOTE:** One reel or carton minimum per size and color.  
**Non Listed Items** are available.  
 Request quote for price and delivery.

**NOTE:** Customized Profiles and Formulations can be quoted.

**NOTE:** Allow for greater pulley diameters if system has reverse bends.



# Tatch-A-Cleat® PVC Bondable

## PVC BONDABLE

### T CLEATS

**STANDARD PACK** 10' LENGTHS - 70 DURO - 1750 lb. TENSILE

| WHITE           |           | BLACK           |           | WT./CTN. | QTY./CTN. | HEIGHT | BASE WIDTH | THICKNESS | MIN. PULLEY DIAMETER |
|-----------------|-----------|-----------------|-----------|----------|-----------|--------|------------|-----------|----------------------|
| ORDERING NUMBER | ITEM CODE | ORDERING NUMBER | ITEM CODE |          |           |        |            |           |                      |
| T1/2WP-100      | 99112     | T1/2BP-100      | 99126     | 27.0     | 100'      | 1/2"   | 1"         | .220"     | 2 1/2"               |
| T3/4WP-100      | 99113     | T3/4BP-100      | 99127     | 40.0     | 100'      | 3/4"   | 1"         | .220"     | 2 1/2"               |
| T1WP-100        | 99114     | T1BP-100        | 99128     | 45.0     | 100'      | 1"     | 1 1/2"     | .380"     | 3"                   |
| T1-1/2WP-100    | 99115     | T1-1/2BP-100    | 99129     | 57.0     | 100'      | 1 1/2" | 1 1/2"     | .380"     | 3"                   |
| T2WP-100        | 99116     | T2BP-100        | 99130     | 62.0     | 100'      | 2"     | 1 1/2"     | .380"     | 3"                   |
| T2-1/2WP-50     | 99117     | T2-1/2BP-50     | 99131     | 45.0     | 50'       | 2 1/2" | 1 1/2"     | .380"     | 4"                   |
| T3WP-50         | 99118     | T3BP-50         | 99132     | 49.0     | 50'       | 3"     | 1- 1/2"    | .380"     | 4"                   |
| TH3WP-50        | 99119     | TH3BP-50        | 99133     | 58.0     | 50'       | 3"     | 1 1/2"     | .380"     | 5"                   |

**BULK PACK** 10' LENGTHS - 70 DURO - 1750 lb. TENSILE

|              |       |              |       |       |      |        |        |       |        |
|--------------|-------|--------------|-------|-------|------|--------|--------|-------|--------|
| T1/2WP-500   | 99168 | T1/2BP-500   | 99182 | 135.0 | 500' | 1/2"   | 1"     | .220" | 2 1/2" |
| T3/4WP-500   | 99169 | T3/4BP-500   | 99183 | 200.0 | 500' | 3/4"   | 1"     | .220" | 2 1/2" |
| T1WP-400     | 99170 | T1BP-400     | 99184 | 180.0 | 400' | 1"     | 1 1/2" | .380" | 3"     |
| T1-1/2WP-300 | 99171 | T1-1/2BP-300 | 99185 | 171.0 | 300' | 1 1/2" | 1 1/2" | .380" | 3"     |
| T2WP-250     | 99172 | T2BP-250     | 99186 | 155.0 | 250' | 2"     | 1 1/2" | .380" | 3"     |
| T2-1/2WP-150 | 99173 | T2-1/2BP-150 | 99187 | 135.0 | 150' | 2 1/2" | 1 1/2" | .380" | 4"     |
| T3WP-100     | 99174 | T3BP-100     | 99188 | 97.0  | 100' | 3"     | 1 1/2" | .380" | 4"     |
| TH3WP-100    | 99175 | TH3BP-100    | 99189 | 116.0 | 100' | 3"     | 1 1/2" | .380" | 5"     |

**COIL PACK** 100' LENGTHS - 70 DURO - 1750 lb. TENSILE

|               |       |               |       |       |      |        |        |       |    |
|---------------|-------|---------------|-------|-------|------|--------|--------|-------|----|
| T1WP-600      | 99151 | T1BP-600      | 99158 | 270.0 | 600' | 1"     | 1 1/2" | .380" | 3" |
| T1-1/2WP-400  | 99152 | T1-1/2BP-400  | 99159 | 228.0 | 400' | 1 1/2" | 1 1/2" | .380" | 3" |
| TH1-1/2WP-400 | 99153 | TH1-1/2BP-400 | 99160 | 274.0 | 400' | 1 1/2" | 1 1/2" | .380" | 3" |
| T2WP-300      | 99154 | T2BP-300      | 99161 | 186.0 | 300' | 2"     | 1 1/2" | .380" | 3" |
| T2-1/2WP-300  | 99155 | T2-1/2BP-300  | 99162 | 270.0 | 300' | 2 1/2" | 1 1/2" | .380" | 4" |
| T3WP-200      | 99156 | T3BP-200      | 99163 | 194.0 | 200' | 3"     | 1 1/2" | .380" | 4" |
| TH3WP-200     | 99157 | TH3BP-200     | 99164 | 232.0 | 200' | 3"     | 1 1/2" | .380" | 5" |
| TH4WP-100     | 99135 | TH4BP-100     | 99136 | 125.0 | 100' | 4"     | 1 1/2" | .500" | 5" |

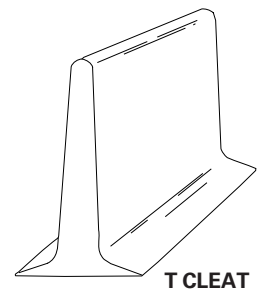
### SCOOP CLEATS

**STANDARD PACK** 10' LENGTHS - 70 DURO - 1750 lb. TENSILE

| WHITE           |           | BLACK           |           | WT./FT. | QTY./CTN. | HEIGHT | BASE  | MIN. PULLEY DIAMETER |
|-----------------|-----------|-----------------|-----------|---------|-----------|--------|-------|----------------------|
| ORDERING NUMBER | ITEM CODE | ORDERING NUMBER | ITEM CODE |         |           |        |       |                      |
| T2SCOOPWP-100   | 99141     |                 |           | 62.0    | 100'      | 2"     | 1.40" | 6"                   |
| T3SCOOPWP50     | 99142     | T3SCOOPBP-50    | 99146     | 55.0    | 50'       | 3"     | 1.75" | 8"                   |

**BULK PACK** 10' LENGTHS - 70 DURO - 1750 lb. TENSILE

|               |       |               |       |       |      |    |       |    |
|---------------|-------|---------------|-------|-------|------|----|-------|----|
| T2SCOOPWP-200 | 99224 |               |       | 119.0 | 200' | 2" | 1.40" | 6" |
| T3SCOOPWP100  | 99229 | T3SCOOPBP-100 | 99230 | 111.1 | 100' | 3" | 1.75" | 8" |



T CLEAT

**NOTE:** One reel or carton minimum per size and color.

**Non Listed Items** are available.

Request quote for price and delivery.

**NOTE:** Customized Profiles and Formulations can be quoted.

**NOTE:** Allow for greater pulley diameters if system has reverse bends.

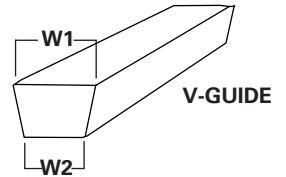
# Tatch-A-Cleat® PVC Bondable

## PVC BONDABLE

### V-GUIDES

**STANDARD PACK** 100' LENGTHS - 70 DURO - 1750 lb. TENSILE

| WHITE              |              | BLACK              |              | WT.<br>CTN./REEL | QUANTITY<br>CTN./REEL | SIZE | W1   | W2    | HEIGHT | MIN.<br>PULLEY<br>DIAMETER |
|--------------------|--------------|--------------------|--------------|------------------|-----------------------|------|------|-------|--------|----------------------------|
| ORDERING<br>NUMBER | ITEM<br>CODE | ORDERING<br>NUMBER | ITEM<br>CODE |                  |                       |      |      |       |        |                            |
| OVGWP-100          | 99932        | OVGBP-100          | 99936        | 5.0              | 100'                  | O    | 3/8" | 1/4"  | 1/4"   | 2"                         |
| AVGWP-100          | 99933        | AVGBP-100          | 99937        | 9.0              | 100'                  | A    | 1/2" | 5/16" | 5/16"  | 4"                         |
| BVGWP-100          | 99934        | BVGBP-100          | 99938        | 15.0             | 100'                  | B    | 5/8" | 3/8"  | 7/16"  | 6"                         |
| CVGWP-100          | 99935        | CVGBP-100          | 99939        | 25.0             | 100'                  | C    | 7/8" | 7/16" | 17/32" | 8"                         |



**STANDARD REEL** 70 DURO - 1750 lb. TENSILE

|           |       |           |       |      |      |   |      |       |        |    |
|-----------|-------|-----------|-------|------|------|---|------|-------|--------|----|
| OVGWP-500 | 99308 | OVGBP-500 | 99322 | 25.0 | 500' | O | 3/8" | 1/4"  | 1/4"   | 2" |
| AVGWP-500 | 99309 | AVGBP-500 | 99323 | 45.0 | 500' | A | 1/2" | 5/16" | 5/16"  | 4" |
| BVGWP-500 | 99310 | BVGBP-500 | 99324 | 75.0 | 500' | B | 5/8" | 3/8"  | 7/16"  | 6" |
| CVGWP-250 | 99311 | CVGBP-250 | 99325 | 63.0 | 250' | C | 7/8" | 7/16" | 17/32" | 8" |

**BULK REEL** 70 DURO - 1750 lb. TENSILE

|             |       |            |       |       |       |        |       |       |        |    |
|-------------|-------|------------|-------|-------|-------|--------|-------|-------|--------|----|
| OVGWP-1200  | 99345 | OVGBP-1200 | 99354 | 60.0  | 1200' | O      | 3/8"  | 1/4"  | 1/4"   | 2" |
| AMVWP-1200  | 99371 | AMVBP-1200 | 99369 | 95.0  | 1200' | MOD. A | 1/2"  | 3/8"  | 1/4"   | 5" |
| AVGWP-1000  | 99346 | AVGBP-1000 | 99355 | 90.0  | 1000' | A      | 1/2"  | 5/16" | 5/16"  | 4" |
| BVGWP-800   | 99347 | BVGBP-800  | 99356 | 120.0 | 800'  | B      | 5/8"  | 5/16" | 7/16"  | 6" |
| CVGWP-400   | 99348 | CVGBP-400  | 99357 | 100.0 | 400'  | C      | 7/8"  | 7/16" | 17/32" | 8" |
| K8VGWP-1500 | 99338 |            |       | 50.0  | 1500' | K      | 5/16" | 3/16" | 3/16"  |    |

### NOTCHED V-GUIDES

**STANDARD PACK** 100' LENGTHS - 70 DURO - 1750 lb. TENSILE

| WHITE              |              | BLACK              |              | WT.<br>CTN./REEL | QUANTITY<br>CTN./REEL | SIZE | W1   | W2    | HEIGHT | MIN.<br>PULLEY<br>DIAMETER |
|--------------------|--------------|--------------------|--------------|------------------|-----------------------|------|------|-------|--------|----------------------------|
| ORDERING<br>NUMBER | ITEM<br>CODE | ORDERING<br>NUMBER | ITEM<br>CODE |                  |                       |      |      |       |        |                            |
| ONWP-100           | 99364        | ONBP-100           | 99372        | 5.0              | 100'                  | O    | 3/8" | 1/4"  | 1/4"   | 2"                         |
| ANWP-100           | 99365        | ANBP-100           | 99373        | 7.0              | 100'                  | A    | 1/2" | 5/16" | 5/16"  | 4"                         |
| BNWP-100           | 99366        | BNBP-100           | 99374        | 11.0             | 100'                  | B    | 5/8" | 3/8"  | 7/16"  | 6"                         |
| CNWP-100           | 99367        | CNBP-100           | 99375        | 19.0             | 100'                  | C    | 7/8" | 7/16" | 17/32" | 8"                         |

**STANDARD REEL** 70 DURO - 1750 lb. TENSILE

|          |       |          |       |      |      |   |      |       |        |    |
|----------|-------|----------|-------|------|------|---|------|-------|--------|----|
| ONWP-500 | 99359 | ONBP-500 | 99350 | 30.0 | 500' | O | 3/8" | 1/4"  | 1/4"   | 2" |
| ANWP-500 | 99360 | ANBP-500 | 99351 | 40.0 | 500' | A | 1/2" | 5/16" | 5/16"  | 4" |
| BNWP-500 | 99361 | BNBP-500 | 99352 | 60.0 | 500' | B | 5/8" | 3/8"  | 7/16"  | 6" |
| CNWP-250 | 99362 | CNBP-250 | 99353 | 53.0 | 250' | C | 7/8" | 7/16" | 17/32" | 8" |

**BULK REEL** 70 DURO - 1750 lb. TENSILE

|           |       |           |       |      |       |   |      |       |        |    |
|-----------|-------|-----------|-------|------|-------|---|------|-------|--------|----|
| ONWP-1200 | 99334 | ONBP-1200 | 99341 | 71.0 | 1200' | O | 3/8" | 1/4"  | 1/4"   | 2" |
| ANWP-1000 | 99335 | ANBP-1000 | 99342 | 81.0 | 1000' | A | 1/2" | 5/16" | 5/16"  | 4" |
| BNWP-800  | 99336 | BNBP-800  | 99343 | 93.0 | 800'  | B | 5/8" | 3/8"  | 7/16"  | 6" |
| CNWP-400  | 99337 | CNBP-400  | 99344 | 87.0 | 400'  | C | 7/8" | 7/16" | 17/32" | 8" |

**NOTE:** One reel or carton minimum per size and color.

**Non Listed Items** are available.

Request quote for price and delivery.

**NOTE:** Customized Profiles and Formulations can be quoted.

**NOTE:** Allow for greater pulley diameters if system has reverse bends.



# Book Index By Ordering Number

| Order Number            | Page       | Order Number           | Page   | Order Number             | Page   | Order Number                 | Page   |
|-------------------------|------------|------------------------|--------|--------------------------|--------|------------------------------|--------|
| 00                      | 32         | 1A                     | 32     | 20RH12, 20SRH12          | 32     | 2SPG, 2SPGNY, 2SPHT          | 7      |
| 00-12 thru 00-60        | 29         | 1A-12 thru 1A-60       | 29     | 20S-12 thru 20S-60       | 30     | 2SPM, 2SPS, 2SPSNYS          | 8      |
| 00H12 thru 00H60        | 31         | 1AS                    | 32     | 20SH24 thru 20SH48       | 31     | 2SS, 2SPSS                   | 8      |
| 00S                     | 32         | 1C, CMA                | 61     | 2-1/2, 2-1/2C            | 57     | 2VP, VP8                     | 61     |
| 00S-12 thru 00S-60      | 30         | 1E                     | 61     | 2-1/4C, CMA              | 61, 64 | 2W, 2WL, 2WS, 2WT            | 64     |
| 00SH24 thru 00SH60      | 31         | 1G12, 1G12NY           | 10     | 2-1/4E, EE               | 61, 64 | 3                            | 61     |
| 04051, 04052, 04068     | 20         | 1G6, 1G6NY             | 10     | 2-1/4EMA, EMAP           | 61     | 3.5X2.5MM-P2C2, etc.         | 24     |
| 1-12 thru 1-48          | 62         | 1HT12, 1HT6            | 10     | 2-1/4ERCT                | 61     | 300                          | 71     |
| 1&7CLIP                 | 31         | 1LLG12, 1LLG12NY       | 10     | 2-1/4ES                  | 61, 64 | 30023, 30023L                | 47, 71 |
| 1&7H12 thru 1&7H60      | 31         | 1LLG6, 1LLG6NY         | 10     | 2-1/4EST                 | 61     | 30027                        | 71     |
| 1&7SH12 thru 1&7SH60    | 31         | 1LLHT12, 1LLHT6        | 10     | 22                       | 73     | 300312 thru 300360           | 71     |
| 1.8MM-P6C25-60          | 24         | 1LLS12, 1LLS6          | 11     | 25&27CLIP                | 31     | 30SS thru 30LPSS             | 12     |
| 100                     | 47         | 1LLS6NYS               | 11     | 25&27H12 thru 25&27H60   | 31     | 31071                        | 71     |
| 100T-300 thru 100T-1200 | 42         | 1LLSPG12, 1LLSPG6      | 10     | 25&27SH12 thru 25&27SH60 | 31     | 310-RET-50                   | 48, 56 |
| 45 DEGREE TEMPLATES     | 62         | 1LLSPHT12              | 10     | 25-12 thru 25-60         | 29     | 31987                        | 71     |
| 90 DEGREE TEMPLATES     | 62         | 1LLSPS12, 1LLSPSS12    | 11     | 25D, 25DS                | 32     | 3-1G, 3-1GNY, 3-1HT          | 7      |
| 1-1/2C, CMA, CMAP       | 61         | 1LLSS12, 1LLSS6        | 11     | 25E, 25G                 | 32     | 3-1S, 3-1SS                  | 8      |
| 1-1/2E, EE, EMA, EMAP   | 61         | 1LLXSPG12, 1LLXSPG6    | 10     | 25G5/8NY thru 25G-4/12NY | 14     | 324E                         | 71     |
| 1-1/2EP                 | 61         | 1LLXSPHT12             | 10     | 25SS5/8NYS thru 25SS4NYS | 14     | 330, 330E                    | 71     |
| 1-1/2ES, EST            | 61         | 1LLXSPS12              | 11     | 25G6 thru 25LLG6         | 13     | 336, 336E                    | 71     |
| 110                     | 48, 63, 79 | 1LLXSPSS12             | 11     | 25G6NY thru 25LLG6NY     | 13     | 3-36 thru 3-72               | 62     |
| 112                     | 63         | 1LW95                  | 22     | 25G12 thru 25LLG12       | 13     | 3-4-1/2G(26)W-8, etc.        | 9      |
| 113                     | 63         | 1S12, 1S12NYS          | 11     | 25G12NY thru 25LLG12NY   | 13     | 3-4-1/2G, 3-4-1/2GNY         | 7      |
| 125MA                   | 37         | 1S-12 thru 1S-54       | 30     | 25SS6 thru 25LLSS6       | 13     | 342                          | 71     |
| 125-RET-50              | 36         | 1S6, 1S6NYS            | 11     | 25SS6NYS thru 25LLSS6NYS | 13     | 348, 348E                    | 71     |
| #12LACER                | 23         | 1S-60                  | 30     | 25SS12 thru 25LLSS12     | 13     | 35-12 thru 35-60             | 29     |
| #12LACER-CHAIN          | 23         | 1SPG12, 1SPG12NY       | 10     | 25SS12NYS, 25LPSS12NYS   | 13     | 35CLIP                       | 31     |
| 140-12 thru 140-48      | 62         | 1SPG6, 1SPG6NY         | 10     | 25LEVER                  | 22     | 35E                          | 32     |
| 140C, CMA, CMAP         | 61         | 1SPHT12, 1SPHT6        | 10     | 25S-12 thru 25S-60       | 30     | 35H12 thru 35H60             | 31     |
| 140E, EE, EMA, EMAP     | 61         | 1SPS12, 1SPS12NYS      | 11     | 25SRH12                  | 32     | 35N, 35NS                    | 32     |
| 140EP, ES, EST          | 61         | 1SPS6, 1SPS6NYS        | 11     | 25VL-7                   | 22     | 35RH12                       | 32     |
| 140VP, VPB, VPMA, VPBMA | 61         | 1SPSS12, 1SPSS6        | 11     | 25XLW                    | 22     | 35S-12 thru 35S-60           | 30     |
| 15                      | 32         | 1SS12, 1SS6            | 11     | 2-60, 2-60-45            | 62     | 35SH12 thru 35SH48           | 31     |
| 15&20CLIP               | 31         | 1VL-7                  | 22     | 27-12 thru 27-60         | 29     | 36SPH thru 36LLH             | 12     |
| 150T-300 thru 150T-1200 | 42         | 1XSPG12, 1XSPG12NY     | 10     | 2-72                     | 62     | 36SPSS thru 36LLLSS          | 12     |
| 15-12 thru 15-60        | 29         | 1XSPG6, 1XSPG6NY       | 10     | 27E, 27K, 27KS           | 32     | 36VL-7                       | 22     |
| 15E                     | 32         | 1XSPHT12, 1XSPHT6      | 10     | 27L                      | 32     | 375X-12 thru 375X-72         | 47     |
| 15H12 thru 15H60        | 31         | 1XSPS12, 1XSPS12NYS    | 11     | 27RH12                   | 32     | 375X-2, 375X-2STS            | 45     |
| 15RH12                  | 32         | 1XSPS6, 1XSPS6NYS      | 11     | 27S-12 thru 27S-60       | 30     | 375X-3, 375X-3STS            | 45     |
| 15S                     | 32         | 1XSPSS12, 1XSPSS6      | 11     | 2B, 2BH                  | 8      | 375XEJ1NB thru 375XEJ42NB    | 44     |
| 15S-12 thru 15S-60      | 30         | 2.5MM-P2C2, 2.5MM-P4C2 | 24     | 2C, 2CMA, CMAP           | 61     | 375XJ12NC thru 375XJ60NC     | 44     |
| 15SH18 thru 15SH60      | 31         | 20                     | 32     | 2E, 2EE                  | 61     | 375XJ18NCS thru 375XJ48NCS   | 44     |
| 16                      | 64         | 20-12 thru 20-60       | 29     | 2EMA, 2EMAP              | 61     | 375XJ24SC thru 375XJ48SC     | 44     |
| 187MA                   | 37         | 20377, 20378           | 64     | 2EP                      | 61     | 375XS-2, 375XS-2STS          | 45     |
| 187-RET-50              | 36         | 20379, 20380, etc.     | 47, 64 | 2ES, 2EST                | 61     | 375XS-3, 375XS-3STS          | 45     |
| 190-12 thru 190-60      | 62         | 20388, 20391, etc.     | 64     | 2G, 2GNY                 | 7      | 375XSJ18NCS thru 375XSJ48NCS | 44     |
| 190C, CMA, CMAP         | 61         | 20397, 20398, etc.     | 47, 64 | 2HT                      | 7      | 375XSJ24SSC thru 375XSJ60SSC | 44     |
| 190E, EE, EMA, EMAP     | 61         | 20402, 20406, etc.     | 64     | 2M                       | 8      | 3B                           | 8      |
| 1190ES, EST             | 61         | 20E, 20S               | 32     | 2S, 2SNYS                | 8      | 3C                           | 61     |
| 190VP, VPB, VPMA, VPBMA | 61         | 20H12 thru 20H60       | 31     | 2SPB                     | 8      |                              |        |

# Book Index By Ordering Number

| Order Number              | Page     | Order Number                  | Page   | Order Number                    | Page        | Order Number                     | Page     |
|---------------------------|----------|-------------------------------|--------|---------------------------------|-------------|----------------------------------|----------|
| 3G, 3GNY                  | 7        | 550J24SC thru 550J48SC        | 45     | AH37530 thru AH37548            | 48          | BLOCK-6, -10, -14                | 25       |
| 3HT                       | 7        | 550J24SSC thru 550J42SSC      | 45     | AH530 thru AH548                | 48          | BN-1                             | 27,36,73 |
| 3HT(26)POP, etc.          | 7        | 550J48SSC                     | 45     | AMVBP-1200, AMVWP-1200          | 83          | BNBP-100, -500, -800             | 83       |
| 3M                        | 8        | 550MA-1                       | 45     | ANBP-100, -500, -1000           | 83          | BNWP-100, -500, -800             | 83       |
| 3S, 3SNYS                 | 8        | 550MAJ18SSC thru 550MAJ48SSC  | 45     | ANWP-100, -500, -1000           | 83          | BR-10-SE                         | 66       |
| 3SS                       | 8        | 550S-1, 550S-1STS             | 45     | APC-1                           | 18,27,36,73 | BR101, BR103                     | 66       |
| 4.0X2.5MM-P2C2            | 24       | 550SJ18 SSC thru 550S(6)60SSC | 45     | APF100B-50, -100, -500          | 41          | BR-10E-SE, BR-10MA-SE, BR-10S-SE | 66       |
| 4.0X2.5MM-P4C2            | 24       | 55-12 thru 55-60              | 29     | APF100W-50, -100, -500          | 41          | BR-14, BR-14MA                   | 66       |
| 400                       | 47       | 554                           | 47     | APF150B-50, -100, -500          | 41          | BR141                            | 66       |
| 400430 thru 400460        | 47       | 5552                          | 48,63  | APF150W-50, -100, -500          | 41          | BR151                            | 67       |
| 40988                     | 55,67    | 55W, 55WS                     | 32     | AR1P                            | 39          | BR500D                           | 67       |
| 40990                     | 55,67    | 560                           | 47     | AR3-15                          | 39          | BR-530 thru BR-560               | 68       |
| 40991                     | 55,67    | 572                           | 47     | ARJ4/100 thru ARJ14/350         | 39          | BR6MA-SE                         | 66       |
| 4-1/2-3HT                 | 7        | 5G, 5GW, 5HT                  | 7      | ARSH4/100 thru ARSH14/350       | 39          | BR6-SE-24 thru BR6-SE-42         | 66       |
| 4-1/2-3RHXTX              | 7        | 5S, 5SS, 5SW                  | 8      | ARSS1-4/100 thru ARSS1-14/350   | 39          | BR6S-SE -24 thru BR6S-SE-42      | 66       |
| 4-1/2-3RHXTX(45)W-4, etc. | 9        | 62-RET-50                     | 36     | ART-7, ART-14                   | 39          | BRASS BEARING                    | 24       |
| 4-1/2-4RHXTX(42)W-4       | 9        | 65-12 thru 65-60              | 29     | ARTK-7, ARTK-14                 | 39          | BRP100-42 thru BRP100-72         | 68       |
| 4-1/2G, 4-1/2GW           | 7        | 65-18 thru 65-60              | 29     | ASL50/3, ASL100D/3, etc.        | 42          | BRP2, BRP21, BRP26, etc.         | 68       |
| 4-1/2HT                   | 7        | 65X                           | 32     | ASL60/3, ASL60/10, ASL60/25     | 42          | BRP22-30 thru BRP22-60           | 68       |
| 4-1/2M                    | 8        | 6D                            | 47,62  | ASL60D/3, ASL60D/10, ASL60D/25  | 42          | BRP3                             | 67,68    |
| 4-1/2RHXTX                | 7        | 6FH                           | 56     | ASL80H/3                        | 42          | BRP59-30 thru BRP59-60           | 67       |
| 4-1/2RHXTX(26)W-8, etc.   | 9        | 6G, 6GW, 6HT                  | 7      | ASL90/3, ASL90/10, ASL90/25     | 42          | BRPS                             | 58,68    |
| 4-1/2S, 4-1/2SS, 4-1/2SW  | 8        | 6S, 6SS, 6SW                  | 8      | ASL90D/3, ASL90D/10, ASL90D/25  | 42          | BRR-1014                         | 67       |
| 41008                     | 67       | 7                             | 32     | ASLB60/3                        | 42          | BRR-11, BRR-DP                   | 67       |
| 4-2G, 4-2GNY, 4-2HT       | 7        | 7-12 thru 7-60                | 29     | ASLB90/3, ASLB90/25             | 42          | BT-1                             | 63,73    |
| 4-2S, 4-2SNYS             | 8        | 7G, 7GW                       | 7      | ASLB90D/3, ASLB90D/10           | 42          | BV20, BV100, BV250               | 70       |
| 430 thru 448              | 47       | 7S-TRANS                      | 32     | ASLHP60-C, ASLHP80-C, ASLHP90-C | 42          | BVGBNE, BVGBNE-500               | 81       |
| 45-12 thru 45-60          | 29       | 7S-12 thru 7S-60              | 30     | AV100                           | 70          | BVGBNEB, BVGBNEB-500             | 81       |
| 45CLIP                    | 31       | 7SS, 7SW                      | 8      | AV20                            | 70          | BVGBP-100, -100, -800            | 83       |
| 45H12 thru 45H60          | 31       | 820/840-1CB                   | 71     | AV250                           | 70          | BVGWNE, BVGWNE-500               | 81       |
| 45RH12                    | 32       | 840836 thru 840884            | 25,71  | AVGBNE, AVGBNE-500              | 81          | BVGWNEB, BVGWNEB-500             | 81       |
| 45S-12 thru 45S-48        | 30       | 840SD                         | 25,71  | AVGBNEB, AVGBNEB-500            | 81          | BVGWP-100, -500, -800            | 83       |
| 45SH36, 45SH48            | 31       | 840WA                         | 25,71  | AVGBP-100, -500, -1000          | 83          | C10, C10S                        | 79       |
| 45U, 45US                 | 32       | 845836LD thru 845872LD        | 25     | AVGWNE, AVGWNE-500              | 81          | C150                             | 37       |
| 460                       | 47       | 845-CBK                       | 25     | AVGWNEB, AVGWNEB-500            | 81          | C1C, C2C                         | 63       |
| 4APSS thru 6APPSS         | 12       | 8D                            | 58,71  | AVGWP-100, -500, -1000          | 83          | C3                               | 70       |
| 4B                        | 8        | 900924-900984                 | 25, 71 | B10, B10S                       | 79          | C531                             | 70       |
| 4FH                       | 57,67,73 | *900 CBK                      | 25,71  | B1B                             | 48          | C53150, C53155, C53174           | 70       |
| 4G, 4GNY                  | 7        | A10, A10S                     | 79     | B2B, BCB                        | 63          | C62520, C62523, etc.             | 70       |
| 4HT                       | 7        | A100P, A150P                  | 42     | B3                              | 70          | CARDING PAPER REMOVER            | 26       |
| 4M                        | 8        | A312, A312S                   | 70     | B437                            | 70          | CBR6A, CBR6A-S etc               | 66       |
| 4S, 4SNYS, 4SS            | 8        | A31255, A31274                | 70     | B43740 thru B43774, B43774M     | 70          | CBV-XS, CBV-S, etc.              | 75       |
| 512 thru 560              | 47       | A4                            | 70     | B823                            | 71          | CHAIN REPLACEMENT KITS           | 25       |
| 5-3G, 5-3GW, 5-3HT        | 7        | AC-18 thru AC-72              | 46,55  | BB, BB3, BB4                    | 70          | CLIPS (550)                      | 45       |
| 55&65H24 thru 55&65H60    | 31       | AC-18-1 thru AC-72-1          | 46,55  | BB455                           | 70          | CNBP-100, -250, -400             | 83       |
| 55&65RH12                 | 32       | AC6-24 thru AC6-84            | 55     | BBL-10                          | 22          | CNWP-100, -250, -400             | 83       |
| 55&65SH24                 | 31       | AC6-24-1 thru AC6-72-1        | 55     | BBL-7                           | 22          | COVER-12, -25, -38               | 23       |
| 550-1, 550-1STS           | 44       | ACS-30 thru ACS-72            | 46,55  | BINDER                          | 26          | CSRLA thru CSRLG                 | 53       |
| 550-3, 550-3STS           | 44       | ACS-30-1 thru ACS-72-1        | 46,55  | BLADE-6, -10, -14, -25          | 25          | CSRLA thru CSRLG-W               | 53       |
| 550J18NC thru 550J60NC    | 44       | ACS6-36/900 thru ACS6-84      | 56     |                                 |             |                                  |          |
| 550J24NAC thru 550J54NAC  | 44       | ACS6-36/900-1 thru ACS6-84-1  | 56     |                                 |             |                                  |          |
| 550J24NCS thru 550J48NCS  | 44       |                               |        |                                 |             |                                  |          |

# Book Index By Ordering Number

| Order Number                    | Page           | Order Number                      | Page           | Order Number                     | Page | Order Number                         | Page       |
|---------------------------------|----------------|-----------------------------------|----------------|----------------------------------|------|--------------------------------------|------------|
| CSRLA-S-W thru CSRLG-S-W        | 53             | FSMAN30-24 thru FMSMAN30-60       | 20             | L1510-L                          | 27   | NAC-18 thru NAC-72                   | 46, 55     |
| CUTTER-14, CUTTER-25            | 25             | FS2-MICRO, FS2-VALU               | 21             | L1-B, L1-BS                      | 78   | NAC-18-1 thru NAC-72-1               | 46, 55     |
| CUTTER-UNIBAR                   | 26             | FSMAN36-24 thru FSMAN36-60        | 20             | L1-F, L1-FS, L1/2-F, L1/2-FS     | 78   | NAC6-24 thru NAC6-84                 | 56         |
| CV100, CV250                    | 70             | FS36-MICRO, FS36-VALU             | 21             | L1-W, L1-WS                      | 78   | NAC6-24-1 thru NAC6-84-1             | 56         |
| CVGBNE                          | 81             | FSMAN4-1/2-24 thru FSMAN4-1/2-60  | 20             | L2-B, L2-BS                      | 78   | NB-18-1 thru NB-42-1                 | 46         |
| CVGBNE-300, CVGBNEB-300         | 81             | FSMAN4-1/2-MICRO, FSMAN4-1/2-VALU | 21             | L2-W, L2-WS                      | 78   | NC-12 thru NC-72                     | 46, 55     |
| CVGBNEB                         | 81             | FSGOLD1-24 thru FSGOLD1-60        | 20             | L3/4-F, L3/4-FS                  | 78   | NC-12-1 thru NC-72-1                 | 46, 55     |
| CVGBP-100, CVGBP-250, CVGBP-400 | 83             | FSGOLD2-24 thru FSGOLD2-60        | 20             | L3-B, L3-BS                      | 78   | NC187-C, NC187-X                     | 35         |
| CVGWNE, CVGWNE-300              | 81             | FSGOLD36-24 thru FSGOLD36-60      | 20             | L3-W, L3-WS                      | 78   | NC1-C, NC1-X                         | 35         |
| CVGWNEB, CVGWNEB-300            | 81             | FSK-1, 1B, -1C, -1F, -1R, -1S     | 71             | L5/8-B, L5/8-BS                  | 78   | NC62-C, NC62-X                       | 35         |
| CVGWP-100, CVGWP-250, CVGWP-400 | 83             | G1/2-F, G1/2-FS                   | 79             | L5/8-F, L5/8-FS                  | 78   | NC-C                                 | 46, 55     |
| CW1024                          | 79             | G3/4-F, G3/4-FS                   | 79             | L5/8-W, L5/8-WS                  | 78   | NCS065, NCS093, etc.                 | 20         |
| CW25/100                        | 79             | G5/8-F, G5/8-FS                   | 79             | LACING KIT                       | 26   | NCS065-C, NCS093-C, etc.             | 17         |
| D3                              | 70             | GC-1                              | 27, 71         | LG1-1/2, LG1-1/2-C               | 79   | NCS065X10FT-W/10FT, etc.             | 18         |
| D750                            | 70             | GCB-50                            | 27, 71         | LG2, LG2-C                       | 79   | NCS093X10FT-W/10FT, etc.             | 18         |
| D75050, D75060, D75074          | 70             | GFS30-24 thru GFS30-60            | 20             | LG3/4-FS                         | 79   | NCS-12 thru NCS-72                   | 46, 55     |
| DL065, DL065-C                  | 19             | GFSA00-14                         | 21             | LINEAR BEARING                   | 24   | NCS187-C, NCS187-X                   | 35         |
| DL093, DL093-C                  | 19             | GFSA00-24, GFSA00-36              | 20             | LPMAN1/36-12, LPMAN1/36-24, etc. | 20   | NCS1-C, NCS1-X                       | 35         |
| DL093X10FT-W/10FT               | 18             | GFS1&7-14                         | 21             | LP1/36MICRO, LP1/36VALU          | 21   | NCS-20, NCS-24                       | 46         |
| DL109, DL109-C                  | 19             | GFSAM1&7-24 thru GRSAM1&7-60      | 20             | LP25-12, LP25-25, LP25-38        | 23   | NCS-24-1 thru NCS-72-1               | 46, 55     |
| DL125, DL125-C                  | 19             | GUIDE BLOCK KIT                   | 20, 21         | LPREG-12, LPREG-25, etc.         | 23   | NCS62-C, NCS62-X                     | 35         |
| DSS065, DSS093, DSS109          | 19             | H100                              | 48             | LPMANREG-24 thru LPMANREG-60     | 20   | NCS-C                                | 55         |
| DSS065-C, DSS093-C, DSS109-C    | 17             | HB1                               | 48             | LPGOLDREG-24 thru LPGOLDREG-60   | 20   | NCS962-48-1, etc.                    | 55         |
| DV100, DV200                    | 70             | HB2, HB3                          | 63             | LPGOLD1/36-24 thru LPGOLD1/36-60 | 20   | NCS975-48-1, etc.                    | 55         |
| EC1-1/4, EC1-1/4-C, etc.        | 78             | HD1, HD1-F, etc.                  | 78             | LPREGMICRO                       | 21   | NL250-C, NL250-X                     | 41         |
| EC2, EC2-C, etc.                | 78             | HD1-1/4-F                         | 78             | LPREGVALU                        | 21   | NL350-C, NL350-X                     | 41         |
| EC3, EC3-C, etc.                | 78             | HD2                               | 78             | LS1, LS2, LS2-1/2                | 72   | NP053, NP065, NP079, etc.            | 20         |
| EC4, EC4-C, etc.                | 78             | HOOK GAUGE                        | 26             | LSD30 thru LSD72                 | 72   | NP053-C, NP065-C, etc.               | 17         |
| EC6, EC6-C                      | 78             | HP1                               | 48             | LSHD30-2 thru LSHD72-2           | 72   | NP065-12, NP093-12, etc.             | 19         |
| ECF, ECFS, etc.                 | 78             | HP2, HP3                          | 63, 79         | LSHDS, LSHDLP, LSHD-RPK          | 72   | NS054, NS093, etc.                   | 20         |
| EH-12, EH-25                    | 23             | HR1-12, HR1-25, HR1-38            | 23             | LW95                             | 22   | NY053, NY065, etc.                   | 20         |
| EPRDVK-1, EPRDVS-DR             | 59             | HR1LW95, HR25LW95, HR36LW95       | 22             | M-4                              | 26   | NY053-C, NY079-C, etc.               | 17         |
| FBG1                            | 23, 57, 63, 70 | HR25-12, HR25-25, HR25-38         | 23             | MART-7, MART-14                  | 39   | NY065-1-1/2-100, NY065-1-1/4-100     | 18         |
| FHGP18, FHGP24, etc.            | 44             | HR36-12, HR36-25, HR36-38         | 23             | MARTK-7, MARTK-14                | 39   | NYS053, NYS065, etc.                 | 19         |
| FILLER TUBING                   | 48             | HRD-GB5-4, HRD-GB5-8              | 59             | MBRTA-30 thru MBRTA-96           | 67   | NYS053-C, NYS065-C, etc.             | 17         |
| FL-M, FL-L                      | 72             | HRREG-12, HRREG-25, HRREG-38      | 23             | MDT-1, MDT220-1                  | 42   | NYS065-1-100, NYS065-1-1/2-100, etc. | 18         |
| FL1-1/2BNE                      | 81             | HRREGLW95                         | 22             | MFS30-14                         | 21   | ONBP-100, -500, -1200                | 83         |
| FL11C                           | 63             | HSP3                              | 57, 63, 67, 71 | MICROLACER                       | 21   | ONWP-100, -500, -1200                | 83         |
| FL1BNE                          | 81             | HW1                               | 48             | MPSK5, MPSK8                     | 59   | OVGWNE, etc.                         | 81         |
| FL7C                            | 48, 63         | HW2, HW3                          | 63             | MSRT-30 thru MSRT-84             | 56   | OVGBNE-500, OVGBNEB-500              | 81         |
| FLSC-I, FLSCM-I                 | 76             | L1-1/2-B, L1-1/2-BS               | 78             | MSRT-30-AL thru MSRT-96-AL       | 56   | OVGBP-100, -500, -1200               | 83         |
| FL-RPI, FL-PC-I, etc.           | 76             | L1-1/2-W, L1-1/2-WS               | 78             | MSRT8-48 thru MSRT8-84           | 56   | OVGWNE-500, OVGWNEB-500              | 81         |
| FLSC-ISS, FLCP-ISS              | 76             |                                   |                | MSRT8-48-AL thru MSRT8-96-AL     | 56   | OVGWP-100, -500, -1200               | 83         |
| FPD1, FPD-DR, etc.              | 58, 68         |                                   |                | MSRT9-48 thru MSRT9-84           | 56   | P1/2-F, P1/2-FS                      | 79         |
| FRT-1                           | 73             |                                   |                | MW043, MW054, etc.               | 20   | P1P, P3P                             | 48, 63, 79 |
| FSMAN1-24 thru FSMAN1-60        | 20             |                                   |                | N054, N093                       | 20   | P2C2                                 | 24         |
| FSMAN1-MICRO, FSMAN1-VALU       | 21             |                                   |                |                                  |      | P2CLPR1                              | 24         |
| FSMAN2-24 thru FSMAN2-60        | 20             |                                   |                |                                  |      | P2CLPR25, P2CLPR36                   | 24         |



# Book Index By Ordering Number

| Order Number                                   | Page           | Order Number                                 | Page           | Order Number                      | Page       | Order Number                    | Page   |
|--|----------------|--|----------------|-----------------------------------|------------|---------------------------------|--------|
| P2GF, P2GF15                                   | 24             | RL-24 thru RL-60                             | 20             | SMART-LOCK                        | 26         | T1/2WP-100, T1/2WP-500          | 82     |
| P2P, P3P                                       | 63             | RL-G24 thru RL-G60                           | 20             | SMS054, SMS093                    | 19         | T-1-1/2BNI, T-1-1/2BNIB         | 80     |
| P3/4-F, P3/4-FS                                | 79             | RP1C, RP2C                                   | 64             | SMSC065, SMSC093                  | 19         | T1-1/2BP-100, -300, -400        | 82     |
| P4C2   | 24             | RP1E, RP2E                                   | 64             | SP1-16/400 thru SP1-36/900        | 35         | T-1-1/2WNI, T-1-1/2WNIB         | 80     |
| P4CLPR1  | 24             | RP1ES, RP2ES                                 | 64             | SP1-20 thru SP1-60                | 35         | T1-1/2WP-100, -300, -400        | 82     |
| P4CLPR25, P4CLPR36                             | 24             | RS125J10NC thru<br>RS125J60NC                | 34             | SP2-18/450 thru SP2-36/900        | 35         | T-1BNI, T-1BNIB                 | 80     |
| P4GF, P4GF15                                   | 24             | RS125J16/400SP thru<br>RS125J60SP            | 34             | SP2-20 thru SP2-60                | 35         | T1BP-100, -400, -600            | 82     |
| P6ALLI00M-24 thru<br>P6ALLI00M-36              | 24             | RS125MJ24MS                                  | 34             | SP62-12/300 thru SP62-36/900      | 35         | T-1WNI, T-1WNIB                 | 80     |
| P6CLPR1M-24 thru<br>P6CLPR1M-60                | 24             | RS125SJ10NCS thru<br>RS125SJ60NCS            | 34             | SP62-20 thru SP62-60              | 35         | T1WP-100, -400, -600            | 82     |
| P6CLPR25M-24 thru<br>P6CLPR25M-60              | 24             | RS125SJ12/300SS thru<br>RS125SJ60SS          | 34             | SR2-30-AL thru SR2-96-AL          | 58         | T2-1/2BP-50, -15, -300          | 80     |
| P6CLPR2M-24 thru<br>P6CLPR2M-60                | 24             | RS187J12/300NC thru<br>RS187J60NC            | 34             | SR22A                             | 58         | T2-1/2WP-50, -150, -300         | 82     |
| P6CLPR36M-24 thru<br>P6CLPR36M-60              | 24             | RS187J18/450SP thru<br>RS187J60SP            | 34             | SR23 thru SR26                    | 58         | T-2BNI, T-2BNIB                 | 80     |
| PB1  | 36             | RS187SJ12/300NCS thru<br>RS187SJ48NCS        | 34             | SR25-AL, SR24-AL, etc.            | 58         | T2BP-100, -250, -300            | 82     |
| PCA7-300, PCA7-600                             | 42             | RS187SJ16/400SS thru<br>RS187SJ60SS          | 34             | SR2-30 thru SR2-84                | 58         | T2SCOOPWP-100,<br>T2SCOOPWP-200 | 82     |
| PG2, PG3                                       | 79             | RS62SJ12/300NC thru<br>RS62J60NC             | 34             | SR-50                             | 50, 57, 67 | T2W, T2WS72                     | 64     |
| PRL4   | 42             | RS62J12/300SP thru<br>RS62J60SP              | 34             | SR5-1                             | 58         | T2-WNI, T-2WNIB                 | 80     |
| PRO-200, PRO-400, etc.                         | 25             | RS62MJ24/600MS                               | 34             | SR5-7                             | 50, 57     | T2WP-100, -250, -300            | 82     |
| PTL1, PTL25, PTL30                             | 22             | RS62SJ12/300NCS thru<br>RS62SJ60NCS          | 34             | SR700, SR800, SR900               | 56         | T-3/4BNIB, T-3BNIB, etc.        | 80     |
| R-10   | 22             | RS62SJ12/300SS thru<br>RS62SJ60SS            | 34             | SR747, SR757, SR747-AL            | 58         | T3/4BP-100, T3/4BP-500          | 82     |
| R2-12/300 thru R2-60/1500                      | 50             | RSAS-1                                       | 35             | SR759                             | 56, 57     | T-3/4WNI, T-3/4WNIB             | 80     |
| R2S-12/300 thru R2S-60/1500                    | 50             | RSC187 thru RSC187-24                        | 36             | SR759-2                           | 57         | T3/4WP-100, T3/4WP-500          | 82     |
| R2T, R2T-AI                                    | 50             | RS-GOLD-DRIVER                               | 36             | SR859                             | 56         | T3BP-50, -100, -200             | 82     |
| R-4  | 22             | RS-GOLD-INITIAL-6 thru<br>RS-GOLD-INITIAL-48 | 36             | SR9-30 thru SR9-84                | 58         | T3SCOOPBP-50,<br>T3SCOOPBP-100  | 82     |
| R5-1/2-SE-18/450 thru<br>R5-1/2-SE-72/1800     | 51             | RS-GOLD-FINAL-6 thru<br>RS-GOLD-FINAL-6      | 36             | SR9-30-AL thru SR9-96-AL          | 58         | T3SCOOPWP-50,<br>T3SCOOPWP-100  | 82     |
| R5MA-SE, R5-1/2MA-SE                           | 51             | RSTK4-6, RSTK4-12                            | 35             | SR91-AL                           | 58         | T3SCOOPWP-50,<br>T3SCOOPWP-100  | 82     |
| R5S  | 50, 57         | RT-5/8                                       | 73             | SRAA, SRAA-100, SRA-2M,<br>SRAA-S | 50         | T3WP-50, -100, -200             | 82     |
| R5-SE-18/450 thru<br>R5-SE-72/1800             | 51             | RTBS   | 26, 36, 71     | SRA thru SRK                      | 53, 66     | TH1-1/2BP-400,<br>TH1-1/2WP-400 | 82     |
| R5S-SE-18/450 thru<br>R6S-SE-84/2130           | 51             | RTG-2  | 73             | SRA-2M thru SRG-2M                | 53, 66     | TH3BP-50, -100, -200            | 82     |
| R-7  | 22             | S100B, S150B                                 | 42             | SRA-S thru SRK-S                  | 53, 66     | TH3WP-50, -100, -200            | 82     |
| R9S-SE-48/1200 thru<br>R9S-SE-84/2130          | 52             | S125, S187                                   | 37             | SRA-S-2M thru SRK-S-2M            | 53, 66     | UX1SPS6 thru U4S6               | 15     |
| RAR5-1/2-SE-24/600 thru<br>RAR5-1/2-SE-72/1800 | 51             | S1S, S3S                                     | 48, 63         | SRLA thru SRLH                    | 53, 66     | UX1SPS12 thru U7S12             | 15     |
| RAR5-SE-24/600 thru<br>RAR5-SE-60/1500         | 51             | SC-18 thru SC-60                             | 46, 55         | SRLA-S thru SRLH-S                | 53, 66     | UX1SPS24 thru U5S24             | 15     |
| RAR6LP-SE-42/1050 thru<br>RAR6LP-SE-84/2130    | 52             | SC-24-1 thru SC-72-1                         | 46, 55         | SRTA-30 thru SRTA-84              | 57         | U3-1C6 thru U3C6                | 15     |
| RAR6-SE-42/1050 thru<br>RAR6-SE-84/2130        | 52             | SC6-36 thru SC6-84                           | 56             | SS1-16/400 thru SS1-60            | 35         | U2SPC12 thru U6C12              | 15     |
| RAR8-SE-48/1200 thru<br>RAR6-SE-84/2130        | 52             | SC6-38-1 thru SC6-84-1                       | 56             | SS2-18/450 thru SS2-60            | 35         | U2C24 thru U5C24                | 15     |
| RB-1   | 27, 36, 39, 73 | SC932-18-1 thru SC932-72-1                   | 55             | SS62-12/300 thru SS62-60          | 35         | UX1SPS6, UX1SS6                 | 16     |
| RBPIE-S, RBPIE-M, etc.                         | 74             | SC932-30 thru SC932-60                       | 55             | SSC-18 thru SSC-60                | 46, 54     | UCM36SLCSPSS12 thru U5SS12      | 16     |
| RBPER-S, RBPER-M, etc.                         | 74             | SCISSORS                                     | 26             | SSC-24-1 thru SSC-72-1            | 46, 54     | UX1SPS24 thru UX1LLSS24         | 16     |
| RBPI-S, RBPI-M, etc.                           | 74             | SL5-1  | 57, 63, 67, 73 | SSC932-18-1                       | 54         | UX1SPS24 thru UX1LLSS24         | 16     |
| RBPSR-S, RBPSR-M, etc.                         | 74             | SM054, SM093                                 | 19             | SSC932-24-1 thru SSC932-72        | 54         | U2C12W thru U6C12W              | 16     |
|  |                |  |                | SSC932-30 thru SSC932-60          | 54         | URETHANE STRIP                  | 19, 21 |
|  |                |  |                | ST-28, ST6-9                      | 36         | VBK-XS, VBK-S, etc.             | 75     |
|  |                |  |                | ST3-13, ST3-14, etc.              | 36         | VUBK-XS, VUBK-S, etc.           | 75     |
|  |                |  |                | ST4-16, ST4-21, etc.              | 36         | VFS30-12                        | 21     |
|  |                |  |                | ST5-16, ST5-3, etc.               | 36         |                                 |        |
|  |                |  |                | ST7-5, ST7-9, ST7-29              | 36         |                                 |        |
|  |                |  |                | STK TOOL BOX                      | 57         |                                 |        |
|  |                |  |                | T1/2BP-100, T1/2BP-500            | 82         |                                 |        |
|  |                |  |                | T-1/2WNI, T-1/2WNIB               | 80         |                                 |        |

# Book Index By Item Code

| Item Code | Page | Item Code | Page | Item Code | Page | Item Code | Page | Item Code | Page | Item Code | Page | Item Code | Page | Item Code | Page |       |    |
|-----------|------|-----------|------|-----------|------|-----------|------|-----------|------|-----------|------|-----------|------|-----------|------|-------|----|
| <b>0</b>  |      | 01336     | 15   | 01846     | 9    | 02083     | 11   | 02172     | 8    | 02287     | 11   | 02576     | 18   | 02641     | 18   | 02777 | 19 |
| 01125     | 15   | 01338     | 15   | 01847     | 9    | 02084     | 11   | 02173     | 7    | 02288     | 11   | 02577     | 18   | 02642     | 18   | 02779 | 19 |
| 01126     | 15   | 01340     | 16   | 01848     | 9    | 02089     | 10   | 02174     | 8    | 02289     | 11   | 02578     | 18   | 02643     | 18   | 02781 | 19 |
| 01137     | 15   | 01342     | 16   | 01849     | 9    | 02090     | 10   | 02175     | 8    | 02294     | 8    | 02579     | 18   | 02644     | 18   | 02783 | 19 |
| 01138     | 15   | 01350     | 26   | 01853     | 9    | 02100     | 10   | 02182     | 7    | 02295     | 7    | 02580     | 18   | 02645     | 19   | 02784 | 19 |
| 01143     | 15   | 01351     | 15   | 01854     | 9    | 02101     | 10   | 02183     | 7    | 02300     | 7    | 02581     | 18   | 02646     | 19   | 02787 | 19 |
| 01144     | 15   | 01352     | 15   | 01859     | 14   | 02102     | 10   | 02185     | 8    | 02301     | 7    | 02582     | 18   | 02648     | 19   | 02788 | 19 |
| 01178     | 15   | 01353     | 16   | 01861     | 14   | 02103     | 10   | 02186     | 8    | 02303     | 8    | 02583     | 18   | 02649     | 17   | 02789 | 19 |
| 01179     | 15   | 01354     | 16   | 01864     | 14   | 02104     | 11   | 02187     | 8    | 02304     | 8    | 02584     | 18   | 02650     | 18   | 02790 | 19 |
| 01183     | 15   | 01355     | 15   | 01871     | 14   | 02105     | 11   | 02189     | 7    | 02305     | 8    | 02585     | 18   | 02651     | 19   | 02791 | 19 |
| 01184     | 15   | 01356     | 15   | 01879     | 14   | 02106     | 11   | 02191     | 8    | 02307     | 7    | 02586     | 18   | 02652     | 17   | 02826 | 17 |
| 01188     | 16   | 01357     | 16   | 01884     | 14   | 02110     | 11   | 02193     | 8    | 02310     | 8    | 02587     | 18   | 02656     | 18   | 02830 | 17 |
| 01189     | 16   | 01358     | 16   | 01887     | 14   | 02111     | 11   | 02195     | 8    | 02316     | 7    | 02588     | 18   | 02657     | 19   | 02832 | 18 |
| 01193     | 16   | 01359     | 15   | 01891     | 14   | 02113     | 10   | 02196     | 7    | 02323     | 7    | 02589     | 18   | 02658     | 17   | 02833 | 18 |
| 01194     | 16   | 01360     | 15   | 01898     | 14   | 02114     | 10   | 02197     | 7    | 02326     | 8    | 02590     | 18   | 02662     | 18   | 02834 | 17 |
| 01230     | 15   | 01361     | 15   | 01911     | 14   | 02118     | 10   | 02198     | 7    | 02327     | 8    | 02591     | 18   | 02663     | 19   | 02847 | 18 |
| 01231     | 15   | 01362     | 15   | 01917     | 14   | 02119     | 10   | 02206     | 7    | 02328     | 8    | 02592     | 18   | 02664     | 17   | 02853 | 19 |
| 01250     | 15   | 01363     | 15   | 01920     | 14   | 02120     | 10   | 02209     | 9    | 02330     | 7    | 02594     | 19   | 02668     | 18   | 02854 | 17 |
| 01251     | 15   | 01364     | 15   | 01926     | 14   | 02126     | 11   | 02210     | 7    | 02339     | 7    | 02595     | 19   | 02669     | 19   | 02859 | 18 |
| 01254     | 15   | 01385     | 16   | 01933     | 14   | 02128     | 11   | 02216     | 7    | 02340     | 7    | 02597     | 19   | 02670     | 17   | 02860 | 19 |
| 01255     | 15   | 01732     | 14   | 01939     | 14   | 02130     | 11   | 02217     | 7    | 02341     | 8    | 02598     | 17   | 02725     | 19   | 02861 | 17 |
| 01258     | 16   | 01744     | 14   | 01941     | 14   | 02133     | 10   | 02219     | 8    | 02342     | 7    | 02600     | 18   | 02726     | 17   | 02863 | 17 |
| 01279     | 15   | 01746     | 13   | 01946     | 14   | 02139     | 10   | 02220     | 8    | 02348     | 7    | 02606     | 19   | 02727     | 19   | 02864 | 17 |
| 01283     | 15   | 01748     | 13   | 01949     | 14   | 02140     | 10   | 02221     | 8    | 02351     | 8    | 02607     | 17   | 02731     | 19   | 02865 | 18 |
| 01292     | 16   | 01752     | 13   | 01954     | 14   | 02141     | 10   | 02223     | 7    | 02352     | 8    | 02611     | 18   | 02732     | 17   | 02866 | 19 |
| 01293     | 16   | 01754     | 13   | 01958     | 14   | 02143     | 11   | 02225     | 8    | 02353     | 8    | 02613     | 19   | 02736     | 19   | 02867 | 17 |
| 01294     | 15   | 01764     | 13   | 01963     | 14   | 02144     | 11   | 02227     | 8    | 02355     | 7    | 02614     | 17   | 02737     | 17   | 02868 | 19 |
| 01301     | 15   | 01766     | 13   | 01970     | 14   | 02145     | 11   | 02232     | 7    | 02363     | 7    | 02619     | 18   | 02738     | 19   | 02869 | 19 |
| 01305     | 15   | 01772     | 13   | 01985     | 13   | 02146     | 11   | 02233     | 7    | 02365     | 7    | 02621     | 19   | 02742     | 19   | 02870 | 19 |
| 01308     | 16   | 01774     | 13   | 01987     | 13   | 02147     | 11   | 02234     | 8    | 02367     | 8    | 02622     | 17   | 02743     | 17   | 02871 | 19 |
| 01309     | 16   | 01786     | 14   | 01990     | 13   | 02149     | 10   | 02239     | 11   | 02368     | 8    | 02625     | 18   | 02744     | 19   | 02872 | 17 |
| 01312     | 16   | 01793     | 14   | 01993     | 13   | 02150     | 10   | 02240     | 11   | 02370     | 8    | 02627     | 19   | 02750     | 19   | 02873 | 17 |
| 01313     | 16   | 01798     | 14   | 02006     | 13   | 02154     | 7    | 02242     | 10   | 02378     | 12   | 02628     | 17   | 02751     | 17   | 03006 | 25 |
| 01314     | 16   | 01810     | 13   | 02008     | 13   | 02155     | 7    | 02243     | 10   | 02379     | 12   | 02629     | 19   | 02755     | 19   | 03008 | 25 |
| 01315     | 16   | 01811     | 13   | 02010     | 13   | 02157     | 8    | 02267     | 10   | 02380     | 12   | 02630     | 19   | 02756     | 17   | 03009 | 25 |
| 01317     | 16   | 01813     | 13   | 02012     | 13   | 02158     | 8    | 02268     | 10   | 02381     | 12   | 02631     | 19   | 02761     | 19   | 03010 | 25 |
| 01318     | 16   | 01814     | 13   | 02072     | 10   | 02159     | 8    | 02269     | 10   | 02382     | 12   | 02632     | 18   | 02762     | 17   | 03012 | 25 |
| 01319     | 16   | 01817     | 13   | 02073     | 10   | 02161     | 7    | 02272     | 11   | 02383     | 12   | 02633     | 18   | 02766     | 19   | 03014 | 22 |
| 01320     | 16   | 01818     | 13   | 02075     | 10   | 02163     | 8    | 02274     | 11   | 02384     | 12   | 02634     | 18   | 02767     | 17   | 03018 | 22 |
| 01321     | 16   | 01821     | 13   | 02076     | 10   | 02164     | 8    | 02275     | 11   | 02385     | 12   | 02635     | 18   | 02769     | 19   | 03019 | 22 |
| 01322     | 16   | 01828     | 14   | 02079     | 11   | 02168     | 7    | 02278     | 10   | 02386     | 12   | 02636     | 18   | 02770     | 19   | 03020 | 22 |
| 01323     | 16   | 01831     | 9    | 02080     | 11   | 02169     | 7    | 02283     | 10   | 02397     | 8    | 02637     | 18   | 02771     | 19   | 03037 | 23 |
| 01324     | 16   | 01841     | 14   | 02081     | 11   | 02170     | 8    | 02284     | 10   | 02429     | 7    | 02638     | 18   | 02772     | 19   | 03038 | 23 |
| 01325     | 16   | 01845     | 14   | 02082     | 11   | 02171     | 8    | 02285     | 10   | 02432     | 7    | 02639     | 18   | 02773     | 19   | 03039 | 23 |
|           |      |           |      |           |      |           |      |           |      | 02574     | 18   | 02640     | 18   | 02775     | 19   | 03051 | 23 |

# Book Index By Item Code

| Item Code | Page | Item Code | Page | Item Code | Page | Item Code | Page | Item Code | Page | Item Code | Page | Item Code | Page | Item Code | Page |       |    |
|-----------|------|-----------|------|-----------|------|-----------|------|-----------|------|-----------|------|-----------|------|-----------|------|-------|----|
| 03054     | 23   | 03368     | 21   | 03704     | 26   | 03817     | 21   | 04023     | 20   | 04146     | 25   | 10012     | 32   | 10096     | 29   | 10160 | 29 |
| 03074     | 22   | 03370     | 20   | 03707     | 24   | 03822     | 23   | 04024     | 21   | 04146     | 72   | 10013     | 32   | 10097     | 29   | 10161 | 29 |
| 03075     | 22   | 03371     | 20   | 03708     | 24   | 03822     | 23   | 04025     | 20   | 04147     | 25   | 10014     | 32   | 10098     | 29   | 10162 | 29 |
| 03076     | 22   | 03372     | 20   | 03709     | 24   | 03823     | 23   | 04026     | 20   | 04147     | 72   | 10020     | 32   | 10099     | 29   | 10163 | 29 |
| 03081     | 22   | 03375     | 20   | 03710     | 24   | 03824     | 23   | 04027     | 20   | 04149     | 25   | 10021     | 32   | 10100     | 29   | 10164 | 29 |
| 03085     | 22   | 03425     | 21   | 03711     | 24   | 03827     | 22   | 04028     | 20   | 04149     | 72   | 10022     | 32   | 10101     | 29   | 10165 | 29 |
| 03119     | 22   | 03429     | 21   | 03712     | 24   | 03897     | 20   | 04029     | 21   | 04200     | 25   | 10023     | 32   | 10102     | 29   | 10166 | 29 |
| 03128     | 26   | 03430     | 21   | 03713     | 24   | 03897     | 21   | 04030     | 20   | 04200     | 72   | 10024     | 32   | 10103     | 29   | 10167 | 29 |
| 03129     | 26   | 03431     | 21   | 03714     | 24   | 03914     | 24   | 04031     | 20   | 05019     | 18   | 10030     | 31   | 10105     | 29   | 10168 | 29 |
| 03132     | 26   | 03433     | 20   | 03715     | 24   | 03915     | 24   | 04032     | 20   | 05020     | 18   | 10031     | 31   | 10110     | 29   | 10169 | 29 |
| 03134     | 27   | 03433     | 21   | 03716     | 24   | 03916     | 24   | 04033     | 20   | 05021     | 18   | 10033     | 31   | 10111     | 29   | 10170 | 29 |
| 03135     | 27   | 03434     | 22   | 03717     | 24   | 03917     | 24   | 04034     | 20   | 05022     | 18   | 10034     | 31   | 10112     | 29   | 10171 | 29 |
| 03140     | 24   | 03435     | 22   | 03718     | 24   | 03919     | 24   | 04035     | 20   | 05023     | 18   | 10035     | 31   | 10113     | 29   | 10172 | 29 |
| 03143     | 23   | 03441     | 26   | 03719     | 24   | 03920     | 24   | 04036     | 20   | 05024     | 18   | 10037     | 31   | 10114     | 29   | 10173 | 29 |
| 03148     | 23   | 03442     | 26   | 03720     | 24   | 03985     | 20   | 04037     | 20   | 05025     | 18   | 10038     | 31   | 10115     | 29   | 10174 | 29 |
| 03150     | 23   | 03445     | 26   | 03721     | 24   | 03986     | 20   | 04038     | 20   | 05193     | 18   | 10050     | 29   | 10116     | 29   | 10175 | 29 |
| 03154     | 23   | 03450     | 25   | 03722     | 24   | 03987     | 20   | 04039     | 20   | 05194     | 18   | 10051     | 29   | 10117     | 29   | 10176 | 29 |
| 03155     | 23   | 03451     | 25   | 03723     | 24   | 03988     | 20   | 04040     | 20   | 05195     | 18   | 10052     | 29   | 10118     | 29   | 10177 | 29 |
| 03156     | 23   | 03452     | 23   | 03724     | 24   | 03996     | 21   | 04041     | 20   | 05196     | 18   | 10053     | 29   | 10119     | 29   | 10178 | 29 |
| 03162     | 23   | 03453     | 23   | 03725     | 24   | 03997     | 20   | 04042     | 20   | 05200     | 42   | 10054     | 29   | 10120     | 29   | 10179 | 29 |
| 03163     | 23   | 03519     | 23   | 03726     | 24   | 03998     | 20   | 04043     | 20   | 05201     | 42   | 10055     | 29   | 10121     | 29   | 10180 | 29 |
| 03167     | 23   | 03524     | 24   | 03727     | 24   | 03999     | 20   | 04044     | 19   | 05244     | 42   | 10056     | 29   | 10122     | 29   | 10181 | 29 |
| 03168     | 23   | 03525     | 24   | 03728     | 24   | 04000     | 20   | 04044     | 20   | 05245     | 42   | 10059     | 29   | 10124     | 29   | 10182 | 29 |
| 03168     | 23   | 03526     | 24   | 03729     | 24   | 04001     | 21   | 04045     | 20   | 05246     | 42   | 10061     | 29   | 10130     | 29   | 10183 | 29 |
| 03169     | 23   | 03527     | 24   | 03731     | 24   | 04002     | 20   | 04046     | 20   | 05247     | 42   | 10062     | 29   | 10131     | 29   | 10185 | 29 |
| 03169     | 23   | 03528     | 24   | 03732     | 24   | 04003     | 20   | 04047     | 20   | 05248     | 42   | 10063     | 29   | 10132     | 29   | 10188 | 29 |
| 03170     | 23   | 03529     | 24   | 03733     | 24   | 04004     | 20   | 04048     | 20   | 05338     | 15   | 10065     | 29   | 10133     | 29   | 10190 | 29 |
| 03170     | 23   | 03531     | 24   | 03734     | 24   | 04005     | 20   | 04049     | 20   | 05339     | 15   | 10070     | 29   | 10134     | 29   | 10191 | 29 |
| 03211     | 23   | 03532     | 24   | 03735     | 24   | 04006     | 20   | 04051     | 20   | 05340     | 15   | 10071     | 29   | 10135     | 29   | 10192 | 29 |
| 03211     | 23   | 03533     | 24   | 03736     | 24   | 04007     | 20   | 04052     | 20   | 05341     | 15   | 10072     | 29   | 10137     | 29   | 10193 | 29 |
| 03222     | 23   | 03534     | 24   | 03737     | 24   | 04008     | 20   | 04063     | 21   | 05342     | 15   | 10073     | 29   | 10138     | 29   | 10194 | 29 |
| 03222     | 23   | 03535     | 24   | 03738     | 24   | 04009     | 20   | 04064     | 20   | 05343     | 15   | 10074     | 29   | 10139     | 29   | 10196 | 29 |
| 03225     | 23   | 03536     | 24   | 03739     | 24   | 04010     | 20   | 04065     | 20   | 05362     | 7    | 10075     | 29   | 10140     | 29   | 10197 | 29 |
| 03230     | 25   | 03537     | 24   | 03740     | 24   | 04011     | 20   | 04066     | 20   | <b>1</b>  |      | 10076     | 29   | 10141     | 29   | 10198 | 29 |
| 03236     | 22   | 03538     | 24   | 03741     | 24   | 04012     | 20   | 04067     | 20   | 10000     | 32   | 10079     | 29   | 10142     | 29   | 10199 | 29 |
| 03238     | 22   | 03539     | 24   | 03742     | 24   | 04013     | 20   | 04068     | 20   | 10001     | 32   | 10081     | 29   | 10144     | 29   | 10201 | 29 |
| 03239     | 26   | 03550     | 24   | 03743     | 24   | 04014     | 21   | 04093     | 19   | 10002     | 32   | 10082     | 29   | 10150     | 29   | 10204 | 29 |
| 03239     | 36   | 03551     | 24   | 03744     | 24   | 04015     | 20   | 04101     | 25   | 10003     | 32   | 10083     | 29   | 10151     | 29   | 10206 | 29 |
| 03239     | 72   | 03591     | 24   | 03745     | 24   | 04016     | 20   | 04102     | 25   | 10004     | 32   | 10085     | 29   | 10152     | 29   | 10207 | 29 |
| 03241     | 18   | 03649     | 24   | 03772     | 25   | 04017     | 20   | 04143     | 25   | 10005     | 32   | 10090     | 29   | 10153     | 29   | 10208 | 29 |
| 03244     | 26   | 03650     | 24   | 03773     | 25   | 04018     | 20   | 04143     | 72   | 10007     | 32   | 10091     | 29   | 10154     | 29   | 10210 | 29 |
| 03274     | 20   | 03651     | 24   | 03774     | 25   | 04019     | 21   | 04144     | 25   | 10008     | 32   | 10092     | 29   | 10155     | 29   | 10212 | 29 |
| 03274     | 21   | 03670     | 26   | 03775     | 25   | 04020     | 20   | 04144     | 72   | 10009     | 32   | 10093     | 29   | 10156     | 29   | 10213 | 29 |
| 03328     | 21   | 03671     | 26   | 03814     | 22   | 04021     | 20   | 04145     | 25   | 10011     | 32   | 10094     | 29   | 10157     | 29   | 10214 | 29 |
| 03339     | 21   | 03672     | 26   | 03817     | 20   | 04022     | 20   | 04145     | 72   |           |      | 10095     | 29   | 10158     | 29   | 10215 | 29 |

# Book Index By Item Code

| Item Code | Page | Item Code | Page | Item Code | Page | Item Code | Page | Item Code | Page | Item Code | Page | Item Code | Page | Item Code | Page | Item Code | Page |
|-----------|------|-----------|------|-----------|------|-----------|------|-----------|------|-----------|------|-----------|------|-----------|------|-----------|------|
| 10217     | 29   | 10540     | 30   | 10605     | 30   | 10687     | 30   | 11225     | 31   | 12381     | 32   | 18016     | 22   | 18700     | 17   | 19470     | 42   |
| 10220     | 29   | 10541     | 30   | 10606     | 30   | 11075     | 31   | 11227     | 31   | 12388     | 32   | 18017     | 22   | 18701     | 17   | 19473     | 42   |
| 10222     | 29   | 10543     | 30   | 10607     | 30   | 11078     | 31   | 11229     | 31   | 12389     | 32   | 18036     | 24   | 18720     | 17   | 19474     | 42   |
| 10223     | 29   | 10545     | 30   | 10609     | 30   | 11081     | 31   | 11831     | 31   | 13250     | 31   | 18043     | 24   | 18721     | 17   | 19475     | 42   |
| 10224     | 29   | 10546     | 30   | 10611     | 30   | 11084     | 31   | 11836     | 31   | 13252     | 31   | 18046     | 24   | 18850     | 15   | 19476     | 42   |
| 10226     | 29   | 10547     | 30   | 10612     | 30   | 11086     | 31   | 11838     | 31   | 13253     | 31   | 18047     | 24   | 18851     | 15   | 19477     | 42   |
| 10232     | 29   | 10548     | 30   | 10613     | 30   | 11088     | 31   | 11840     | 31   | 13254     | 31   | 18048     | 24   | 18854     | 15   | 19479     | 42   |
| 10235     | 29   | 10549     | 30   | 10614     | 30   | 11090     | 31   | 11846     | 31   | 13256     | 31   | 18052     | 24   | 18904     | 12   | 19480     | 42   |
| 10238     | 29   | 10551     | 30   | 10616     | 30   | 11092     | 31   | 11849     | 31   | 14983     | 39   | 18055     | 24   | 18905     | 12   | 19483     | 42   |
| 10240     | 29   | 10554     | 30   | 10619     | 30   | 11095     | 31   | 11852     | 31   | 14990     | 39   | 18056     | 24   | 18906     | 12   | 19484     | 42   |
| 10242     | 29   | 10556     | 30   | 10621     | 30   | 11098     | 31   | 11855     | 31   | 14991     | 39   | 18057     | 24   | 18907     | 12   | 19485     | 42   |
| 10244     | 29   | 10557     | 30   | 10622     | 30   | 11101     | 31   | 11857     | 31   | 14992     | 39   | 18100     | 27   | 18978     | 24   | 19486     | 42   |
| 10482     | 29   | 10558     | 30   | 10623     | 30   | 11103     | 31   | 11859     | 31   | 14993     | 39   | 18100     | 72   | 19100     | 24   | 19489     | 42   |
| 10483     | 29   | 10559     | 30   | 10625     | 30   | 11105     | 31   | 11861     | 31   | 14994     | 39   | 18101     | 27   | 19194     | 24   | 19490     | 42   |
| 10484     | 29   | 10560     | 30   | 10627     | 30   | 11107     | 31   | 11878     | 31   | 14995     | 39   | 18101     | 72   | 19200     | 24   | 19494     | 42   |
| 10485     | 29   | 10562     | 30   | 10628     | 30   | 11126     | 31   | 11881     | 31   | 15000     | 39   | 18180     | 12   | 19300     | 24   | 19701     | 20   |
| 10486     | 29   | 10563     | 30   | 10629     | 30   | 11129     | 31   | 11884     | 31   | 15001     | 39   | 18181     | 12   | 19339     | 24   | 19702     | 20   |
| 10487     | 29   | 10564     | 30   | 10630     | 30   | 11132     | 31   | 11886     | 31   | 15002     | 39   | 18182     | 12   | 19340     | 24   | 19703     | 20   |
| 10488     | 29   | 10565     | 30   | 10632     | 30   | 11134     | 31   | 11888     | 31   | 15003     | 39   | 18183     | 12   | 19341     | 24   | 19704     | 20   |
| 10489     | 29   | 10566     | 30   | 10635     | 30   | 11136     | 31   | 11890     | 31   | 15004     | 39   | 18227     | 7    | 19342     | 24   | 19709     | 21   |
| 10491     | 30   | 10568     | 30   | 10637     | 30   | 11138     | 31   | 11906     | 31   | 15005     | 39   | 18228     | 7    | 19343     | 24   | <b>2</b>  |      |
| 10492     | 30   | 10570     | 30   | 10638     | 30   | 11142     | 31   | 11909     | 31   | 15006     | 39   | 18243     | 21   | 19349     | 24   | 20000     | 61   |
| 10493     | 30   | 10571     | 30   | 10639     | 30   | 11145     | 31   | 11911     | 31   | 15007     | 39   | 18244     | 20   | 19350     | 24   | 20001     | 61   |
| 10494     | 30   | 10573     | 30   | 10641     | 30   | 11148     | 31   | 11913     | 31   | 15008     | 39   | 18245     | 20   | 19351     | 24   | 20002     | 61   |
| 10495     | 30   | 10574     | 30   | 10643     | 30   | 11150     | 31   | 11925     | 31   | 15009     | 39   | 18248     | 21   | 19358     | 24   | 20004     | 61   |
| 10496     | 30   | 10575     | 30   | 10644     | 30   | 11152     | 31   | 11928     | 31   | 15010     | 39   | 18370     | 15   | 19361     | 24   | 20005     | 61   |
| 10512     | 32   | 10577     | 30   | 10645     | 30   | 11154     | 31   | 11931     | 31   | 15011     | 39   | 18374     | 15   | 19362     | 24   | 20006     | 61   |
| 10513     | 32   | 10579     | 30   | 10646     | 30   | 11157     | 31   | 11934     | 31   | 15012     | 39   | 18400     | 15   | 19364     | 24   | 20006     | 64   |
| 10514     | 32   | 10580     | 30   | 10648     | 30   | 11160     | 31   | 11936     | 31   | 15013     | 39   | 18404     | 15   | 19365     | 24   | 20007     | 61   |
| 10515     | 32   | 10581     | 30   | 10651     | 30   | 11163     | 31   | 11938     | 31   | 15014     | 39   | 18427     | 16   | 19366     | 24   | 20008     | 61   |
| 10516     | 32   | 10582     | 30   | 10653     | 30   | 11165     | 31   | 11940     | 31   | 15015     | 39   | 18429     | 16   | 19368     | 24   | 20010     | 64   |
| 10517     | 32   | 10584     | 30   | 10654     | 30   | 11167     | 31   | 11950     | 31   | 15017     | 39   | 18430     | 16   | 19370     | 24   | 20011     | 64   |
| 10519     | 32   | 10586     | 30   | 10655     | 30   | 11169     | 31   | 11956     | 31   | 15025     | 39   | 18453     | 15   | 19371     | 24   | 20012     | 61   |
| 10521     | 32   | 10587     | 30   | 10657     | 30   | 11187     | 31   | 11959     | 31   | 15026     | 39   | 18454     | 15   | 19373     | 24   | 20013     | 61   |
| 10522     | 32   | 10589     | 30   | 10661     | 30   | 11190     | 31   | 11961     | 31   | 15027     | 39   | 18455     | 15   | 19375     | 24   | 20014     | 61   |
| 10523     | 32   | 10590     | 30   | 10664     | 30   | 11193     | 31   | 11963     | 31   | 15027     | 39   | 18477     | 15   | 19376     | 24   | 20016     | 61   |
| 10528     | 30   | 10591     | 30   | 10667     | 30   | 11195     | 31   | 11982     | 31   | 15028     | 39   | 18478     | 15   | 19378     | 24   | 20017     | 61   |
| 10529     | 30   | 10593     | 30   | 10669     | 30   | 11197     | 31   | 11984     | 31   | 15029     | 39   | 18479     | 15   | 19380     | 24   | 20018     | 61   |
| 10530     | 30   | 10595     | 30   | 10670     | 30   | 11199     | 31   | 11998     | 31   | 15030     | 39   | 18507     | 16   | 19395     | 24   | 20018     | 64   |
| 10531     | 30   | 10596     | 30   | 10671     | 30   | 11205     | 31   | 12375     | 32   | 15031     | 39   | 18540     | 16   | 19460     | 42   | 20019     | 61   |
| 10532     | 30   | 10597     | 30   | 10677     | 30   | 11210     | 31   | 12376     | 32   | 15032     | 39   | 18541     | 16   | 19461     | 42   | 20020     | 61   |
| 10534     | 30   | 10598     | 30   | 10680     | 30   | 11212     | 31   | 12378     | 32   | 15033     | 39   | 18542     | 16   | 19462     | 42   | 20022     | 64   |
| 10537     | 30   | 10600     | 30   | 10683     | 30   | 11214     | 31   | 12379     | 32   | 15035     | 39   | 18543     | 16   | 19466     | 42   | 20023     | 64   |
| 10539     | 30   | 10603     | 30   | 10685     | 30   | 11220     | 31   | 12380     | 32   | 18015     | 22   | 18544     | 16   | 19467     | 42   | 20034     | 61   |

# Book Index By Item Code

| Item Code | Page | Item Code | Page | Item Code | Page | Item Code | Page | Item Code | Page | Item Code | Page | Item Code | Page | Item Code | Page |       |    |
|-----------|------|-----------|------|-----------|------|-----------|------|-----------|------|-----------|------|-----------|------|-----------|------|-------|----|
| 20035     | 61   | 20336     | 61   | 30390     | 73   | 30463     | 80   | 30516     | 62   | 30607     | 62   | 30803     | 47   | 30900     | 72   | 31075 | 63 |
| 20038     | 61   | 20340     | 61   | 30392     | 73   | 30464     | 63   | 30517     | 62   | 30608     | 62   | 30804     | 47   | 30901     | 72   | 31075 | 74 |
| 20039     | 61   | 20341     | 61   | 30393     | 73   | 30465     | 63   | 30518     | 62   | 30609     | 62   | 30805     | 47   | 30902     | 72   | 31978 | 57 |
| 20040     | 61   | 20344     | 61   | 30394     | 73   | 30465     | 80   | 30519     | 62   | 30610     | 62   | 30806     | 47   | 30903     | 72   | 31978 | 63 |
| 20040     | 64   | 20345     | 61   | 30395     | 73   | 30468     | 48   | 30520     | 62   | 30620     | 62   | 30807     | 47   | 30904     | 72   | 31978 | 68 |
| 20041     | 64   | 20346     | 61   | 30396     | 73   | 30468     | 63   | 30521     | 62   | 30621     | 62   | 30808     | 47   | 30905     | 72   | 31978 | 72 |
| 20042     | 64   | 20364     | 61   | 30397     | 73   | 30469     | 63   | 30524     | 62   | 30622     | 62   | 30809     | 47   | 30906     | 72   | 31980 | 57 |
| 20056     | 61   | 20365     | 61   | 30398     | 73   | 30470     | 63   | 30525     | 62   | 30624     | 62   | 30810     | 47   | 30907     | 72   | 31980 | 63 |
| 20057     | 61   | 20366     | 61   | 30399     | 73   | 30471     | 48   | 30526     | 62   | 30625     | 62   | 30811     | 47   | 30908     | 72   | 31980 | 68 |
| 20058     | 61   | 20367     | 61   | 30400     | 73   | 30471     | 63   | 30527     | 62   | 30647     | 62   | 30813     | 47   | 30909     | 47   | 31980 | 72 |
| 20059     | 61   | 20368     | 61   | 30408     | 73   | 30472     | 63   | 30548     | 62   | 30650     | 62   | 30814     | 47   | 30909     | 72   | 31987 | 57 |
| 20060     | 61   | 20370     | 61   | 30414     | 73   | 30473     | 63   | 30551     | 62   | 30651     | 62   | 30815     | 47   | 30910     | 72   | 31987 | 72 |
| 20061     | 61   | 20371     | 61   | 30418     | 73   | 30474     | 48   | 30552     | 62   | 30652     | 62   | 30816     | 47   | 30913     | 47   | 31991 | 57 |
| 20080     | 61   | 20372     | 61   | 30421     | 73   | 30474     | 63   | 30553     | 62   | 30653     | 62   | 30817     | 47   | 30913     | 72   | 31991 | 72 |
| 20081     | 61   | 20373     | 61   | 30423     | 73   | 30474     | 80   | 30556     | 62   | 30655     | 62   | 30818     | 47   | 30914     | 47   | 31992 | 57 |
| 20082     | 61   | 20377     | 64   | 30424     | 73   | 30475     | 63   | 30557     | 62   | 30661     | 62   | 30819     | 47   | 30915     | 47   | 31992 | 72 |
| 20083     | 61   | 20378     | 64   | 30430     | 73   | 30479     | 63   | 30558     | 62   | 30663     | 62   | 30820     | 47   | 30916     | 47   | 31993 | 57 |
| 20090     | 61   | 20379     | 64   | 30435     | 56   | 30480     | 63   | 30559     | 62   | 30666     | 62   | 30821     | 47   | 30917     | 47   | 31993 | 72 |
| 20091     | 61   | 20380     | 47   | 30435     | 68   | 30481     | 48   | 30560     | 62   | 30667     | 62   | 30822     | 47   | 30918     | 47   | 31994 | 57 |
| 20094     | 61   | 20381     | 47   | 30435     | 74   | 30481     | 63   | 30561     | 62   | 30668     | 62   | 30823     | 47   | 30919     | 47   | 31994 | 72 |
| 20095     | 61   | 20381     | 64   | 30436     | 47   | 30481     | 80   | 30562     | 62   | 30669     | 62   | 30824     | 47   | 30921     | 72   | 31995 | 57 |
| 20096     | 61   | 20382     | 64   | 30436     | 63   | 30483     | 62   | 30564     | 62   | 30671     | 62   | 30825     | 47   | 30925     | 73   | 31995 | 72 |
| 20096     | 64   | 20387     | 47   | 30437     | 63   | 30484     | 62   | 30567     | 62   | 30673     | 62   | 30826     | 47   | 30926     | 73   | 31996 | 57 |
| 20118     | 61   | 20387     | 64   | 30437     | 72   | 30485     | 62   | 30569     | 62   | 30676     | 62   | 30836     | 48   | 30927     | 73   | 31996 | 72 |
| 20119     | 61   | 20388     | 64   | 30438     | 63   | 30486     | 62   | 30572     | 62   | 30678     | 62   | 30837     | 48   | 30932     | 56   | 31999 | 57 |
| 20122     | 61   | 20391     | 64   | 30439     | 63   | 30487     | 62   | 30573     | 62   | 30681     | 62   | 30838     | 48   | 30932     | 63   | 31999 | 72 |
| 20123     | 61   | 20397     | 47   | 30442     | 48   | 30488     | 62   | 30574     | 62   | 30682     | 62   | 30839     | 48   | 30932     | 68   | 32001 | 57 |
| 20124     | 61   | 20397     | 64   | 30442     | 63   | 30491     | 62   | 30575     | 62   | 30684     | 62   | 30840     | 48   | 30932     | 74   | 32001 | 72 |
| 20164     | 61   | 20397     | 64   | 30443     | 63   | 30492     | 62   | 30576     | 62   | 30707     | 62   | 30841     | 48   | 30937     | 72   | 32267 | 72 |
| 20168     | 61   | 20398     | 47   | 30444     | 63   | 30493     | 62   | 30577     | 62   | 30709     | 62   | 30842     | 48   | 30938     | 72   | 32268 | 72 |
| 20169     | 61   | 20398     | 64   | 30445     | 48   | 30494     | 62   | 30578     | 62   | 30712     | 62   | 30843     | 48   | 30939     | 72   | 32269 | 72 |
| 20191     | 61   | 20399     | 47   | 30446     | 48   | 30500     | 62   | 30585     | 62   | 30713     | 62   | 30867     | 27   | 30940     | 72   | 32270 | 72 |
| 20197     | 64   | 20399     | 64   | 30447     | 48   | 30501     | 62   | 30588     | 62   | 30714     | 62   | 30867     | 36   | 30941     | 72   | 32271 | 72 |
| 20200     | 64   | 20400     | 47   | 30447     | 63   | 30502     | 62   | 30589     | 62   | 30715     | 62   | 30867     | 39   | 30950     | 47   | 32272 | 25 |
| 20201     | 64   | 20400     | 64   | 30448     | 63   | 30503     | 62   | 30590     | 62   | 30717     | 62   | 30867     | 74   | 30951     | 47   | 32272 | 72 |
| 20202     | 64   | 20406     | 64   | 30449     | 63   | 30504     | 62   | 30591     | 62   | 30725     | 62   | 30867     | 80   | 30952     | 47   | 32273 | 72 |
| 20203     | 64   | 20407     | 64   | 30460     | 48   | 30505     | 62   | 30592     | 62   | 30728     | 62   | 30875     | 74   | 30953     | 47   | 32274 | 25 |
| 20204     | 64   | 20409     | 64   | 30460     | 63   | 30506     | 62   | 30593     | 62   | 30729     | 62   | 30877     | 74   | 30954     | 47   | 32274 | 72 |
| 20205     | 64   | 20410     | 64   | 30460     | 80   | 30507     | 62   | 30594     | 62   | 30730     | 62   | 30882     | 74   | 30961     | 72   | 32275 | 25 |
| 20206     | 64   | 20411     | 64   | 30461     | 63   | 30508     | 62   | 30600     | 62   | 30733     | 62   | 30888     | 48   | 30962     | 72   | 32276 | 25 |
| 20330     | 61   | 20412     | 64   | 30462     | 63   | 30509     | 62   | 30601     | 62   | 30799     | 47   | 30888     | 63   | 30963     | 72   | 32277 | 25 |
| 20331     | 61   | 20414     | 64   | 30462     | 80   | 30510     | 62   | 30604     | 62   | 30800     | 47   | 30889     | 63   | 30964     | 72   | 32278 | 25 |
| 20334     | 61   | <b>3</b>  |      | 30463     | 48   | 30511     | 62   | 30605     | 62   | 30801     | 47   | 30890     | 74   | 30965     | 72   | 32279 | 25 |
| 20335     | 61   | 30375     | 56   | 30463     | 63   | 30513     | 62   | 30606     | 62   | 30802     | 47   | 30894     | 48   | 31071     | 72   | 38000 | 46 |

# Book Index By Item Code

| Item Code | Page | Item Code | Page | Item Code | Page | Item Code | Page | Item Code | Page | Item Code | Page | Item Code | Page | Item Code | Page | Item Code | Page |
|-----------|------|-----------|------|-----------|------|-----------|------|-----------|------|-----------|------|-----------|------|-----------|------|-----------|------|
| 38000     | 54   | 38080     | 46   | 38145     | 55   | 38300     | 54   | 38377     | 55   | 39309     | 55   | 39980     | 44   | 40061     | 45   | 40161     | 54   |
| 38001     | 46   | 38081     | 46   | 38146     | 55   | 38301     | 54   | 38378     | 55   | 39574     | 45   | 39982     | 44   | 40062     | 45   | 40162     | 46   |
| 38001     | 54   | 38108     | 46   | 38147     | 55   | 38302     | 54   | 38380     | 55   | 39577     | 45   | 39984     | 44   | 40063     | 45   | 40162     | 54   |
| 38002     | 46   | 38108     | 54   | 38148     | 55   | 38303     | 54   | 38381     | 55   | 39580     | 45   | 39986     | 44   | 40066     | 45   | 40163     | 46   |
| 38002     | 54   | 38109     | 46   | 38149     | 55   | 38305     | 54   | 38387     | 55   | 39583     | 45   | 39997     | 44   | 40068     | 45   | 40163     | 54   |
| 38003     | 46   | 38109     | 54   | 38150     | 55   | 38312     | 54   | 38390     | 55   | 39586     | 45   | <b>4</b>  |      | 40069     | 45   | 40164     | 45   |
| 38003     | 54   | 38110     | 46   | 38151     | 55   | 38317     | 54   | 38401     | 55   | 39589     | 45   | 40000     | 44   | 40070     | 45   | 40165     | 45   |
| 38004     | 46   | 38110     | 54   | 38154     | 55   | 38320     | 54   | 38403     | 55   | 39603     | 44   | 40001     | 44   | 40071     | 45   | 40166     | 45   |
| 38004     | 54   | 38111     | 46   | 38161     | 55   | 38321     | 54   | 38404     | 54   | 39605     | 44   | 40002     | 44   | 40073     | 45   | 40167     | 45   |
| 38005     | 46   | 38111     | 54   | 38162     | 55   | 38322     | 54   | 38405     | 54   | 39607     | 44   | 40003     | 44   | 40074     | 45   | 40168     | 45   |
| 38005     | 54   | 38112     | 46   | 38164     | 55   | 38323     | 54   | 38406     | 54   | 39610     | 44   | 40004     | 44   | 40075     | 45   | 40169     | 45   |
| 38007     | 46   | 38112     | 54   | 38165     | 55   | 38325     | 54   | 38409     | 54   | 39613     | 44   | 40005     | 44   | 40076     | 45   | 40170     | 46   |
| 38007     | 54   | 38113     | 46   | 38166     | 55   | 38335     | 54   | 38410     | 54   | 39615     | 44   | 40006     | 44   | 40077     | 45   | 40171     | 46   |
| 38008     | 46   | 38113     | 54   | 38167     | 55   | 38336     | 54   | 38411     | 54   | 39617     | 44   | 40007     | 44   | 40100     | 45   | 40172     | 46   |
| 38008     | 54   | 38114     | 46   | 38168     | 55   | 38337     | 54   | 38412     | 54   | 39624     | 44   | 40008     | 44   | 40101     | 45   | 40173     | 46   |
| 38009     | 46   | 38114     | 54   | 38169     | 55   | 38338     | 54   | 38413     | 54   | 39625     | 44   | 40009     | 44   | 40102     | 45   | 40174     | 46   |
| 38009     | 54   | 38115     | 46   | 38170     | 55   | 38339     | 54   | 38417     | 54   | 39626     | 44   | 40010     | 44   | 40103     | 45   | 40175     | 46   |
| 38010     | 46   | 38115     | 54   | 38171     | 55   | 38340     | 54   | 38418     | 54   | 39627     | 44   | 40012     | 44   | 40108     | 45   | 40175     | 54   |
| 38010     | 54   | 38116     | 46   | 38180     | 46   | 38341     | 54   | 38419     | 54   | 39628     | 44   | 40013     | 44   | 40109     | 45   | 40177     | 46   |
| 38011     | 46   | 38116     | 54   | 38180     | 54   | 38342     | 54   | 38420     | 54   | 39629     | 44   | 40014     | 44   | 40110     | 45   | 40177     | 54   |
| 38011     | 54   | 38117     | 46   | 38182     | 46   | 38343     | 54   | 38425     | 54   | 39675     | 45   | 40015     | 44   | 40134     | 45   | 40178     | 46   |
| 38012     | 46   | 38117     | 54   | 38182     | 54   | 38344     | 54   | 38426     | 54   | 39740     | 46   | 40016     | 44   | 40134     | 45   | 40178     | 54   |
| 38012     | 54   | 38129     | 46   | 38183     | 46   | 38345     | 54   | 38427     | 54   | 39740     | 54   | 40017     | 44   | 40135     | 48   | 40179     | 46   |
| 38013     | 46   | 38129     | 54   | 38183     | 54   | 38348     | 54   | 38428     | 54   | 39802     | 54   | 40020     | 44   | 40135     | 55   | 40179     | 54   |
| 38013     | 54   | 38130     | 46   | 38184     | 46   | 38349     | 54   | 38429     | 54   | 39808     | 54   | 40023     | 44   | 40138     | 45   | 40180     | 46   |
| 38041     | 46   | 38130     | 54   | 38184     | 54   | 38350     | 54   | 39274     | 55   | 39811     | 54   | 40025     | 44   | 40150     | 46   | 40180     | 54   |
| 38041     | 54   | 38131     | 46   | 38185     | 46   | 38351     | 54   | 39275     | 55   | 39812     | 54   | 40035     | 44   | 40151     | 46   | 40181     | 46   |
| 38043     | 46   | 38131     | 54   | 38185     | 54   | 38352     | 54   | 39276     | 55   | 39817     | 54   | 40036     | 44   | 40152     | 46   | 40181     | 54   |
| 38043     | 54   | 38132     | 46   | 38188     | 54   | 38355     | 54   | 39277     | 55   | 39842     | 45   | 40037     | 44   | 40153     | 46   | 40182     | 46   |
| 38044     | 46   | 38132     | 54   | 38195     | 54   | 38362     | 55   | 39278     | 55   | 39855     | 45   | 40038     | 44   | 40153     | 54   | 40182     | 54   |
| 38044     | 54   | 38133     | 46   | 38199     | 46   | 38363     | 55   | 39279     | 55   | 39904     | 45   | 40039     | 44   | 40154     | 46   | 40183     | 46   |
| 38045     | 46   | 38133     | 54   | 38199     | 54   | 38364     | 55   | 39280     | 55   | 39907     | 44   | 40040     | 44   | 40155     | 46   | 40201     | 54   |
| 38045     | 54   | 38134     | 46   | 38201     | 46   | 38365     | 55   | 39281     | 55   | 39917     | 45   | 40046     | 45   | 40155     | 54   | 40202     | 46   |
| 38046     | 46   | 38134     | 54   | 38201     | 54   | 38366     | 55   | 39282     | 55   | 39935     | 45   | 40047     | 45   | 40156     | 46   | 40202     | 54   |
| 38046     | 54   | 38135     | 46   | 38202     | 46   | 38367     | 55   | 39283     | 55   | 39938     | 45   | 40048     | 45   | 40156     | 54   | 40203     | 46   |
| 38047     | 46   | 38135     | 54   | 38202     | 54   | 38368     | 55   | 39300     | 55   | 39939     | 45   | 40049     | 45   | 40157     | 46   | 40204     | 46   |
| 38047     | 54   | 38136     | 46   | 38203     | 46   | 38369     | 55   | 39301     | 55   | 39950     | 45   | 40050     | 45   | 40157     | 54   | 40204     | 54   |
| 38048     | 46   | 38136     | 54   | 38203     | 54   | 38370     | 55   | 39302     | 55   | 39951     | 45   | 40051     | 45   | 40158     | 46   | 40205     | 46   |
| 38048     | 54   | 38137     | 46   | 38204     | 46   | 38371     | 55   | 39303     | 55   | 39952     | 45   | 40052     | 45   | 40158     | 54   | 40205     | 54   |
| 38049     | 46   | 38137     | 54   | 38204     | 54   | 38372     | 55   | 39304     | 55   | 39953     | 45   | 40053     | 45   | 40159     | 46   | 40206     | 46   |
| 38049     | 54   | 38138     | 46   | 38205     | 54   | 38373     | 55   | 39305     | 55   | 39957     | 45   | 40054     | 45   | 40159     | 54   | 40206     | 54   |
| 38075     | 46   | 38138     | 54   | 38211     | 54   | 38374     | 55   | 39306     | 55   | 39958     | 45   | 40058     | 45   | 40160     | 46   | 40207     | 46   |
| 38077     | 46   | 38143     | 55   | 38222     | 54   | 38375     | 55   | 39307     | 55   | 39959     | 45   | 40059     | 45   | 40160     | 54   | 40207     | 54   |
| 38079     | 46   | 38144     | 55   | 38240     | 54   | 38376     | 55   | 39308     | 55   | 39978     | 44   | 40060     | 45   | 40161     | 46   | 40209     | 54   |

# Book Index By Item Code

| Item Code | Page | Item Code | Page | Item Code | Page | Item Code | Page | Item Code | Page | Item Code | Page | Item Code | Page | Item Code | Page |       |    |
|-----------|------|-----------|------|-----------|------|-----------|------|-----------|------|-----------|------|-----------|------|-----------|------|-------|----|
| 40210     | 46   | 40489     | 58   | 40535     | 53   | 40637     | 46   | 40718     | 55   | 40859     | 53   | 40957     | 53   | 41022     | 69   | 41152 | 68 |
| 40210     | 54   | 40493     | 58   | 40535     | 67   | 40637     | 54   | 40720     | 55   | 40859     | 67   | 40958     | 53   | 41023     | 69   | 41153 | 68 |
| 40211     | 46   | 40494     | 58   | 40536     | 53   | 40638     | 46   | 40721     | 55   | 40860     | 53   | 40959     | 53   | 41024     | 69   | 41168 | 68 |
| 40211     | 54   | 40495     | 58   | 40536     | 67   | 40639     | 46   | 40750     | 66   | 40860     | 67   | 40960     | 69   | 41031     | 56   | 41179 | 68 |
| 40212     | 46   | 40496     | 58   | 40537     | 53   | 40640     | 46   | 40751     | 66   | 40861     | 53   | 40961     | 53   | 41032     | 56   | 41181 | 53 |
| 40212     | 54   | 40497     | 58   | 40537     | 67   | 40652     | 58   | 40752     | 66   | 40861     | 67   | 40962     | 69   | 41033     | 56   | 41183 | 53 |
| 40213     | 46   | 40498     | 58   | 40538     | 53   | 40654     | 55   | 40753     | 66   | 40862     | 53   | 40963     | 69   | 41034     | 56   | 41185 | 53 |
| 40213     | 54   | 40499     | 58   | 40538     | 67   | 40657     | 55   | 40755     | 66   | 40862     | 67   | 40964     | 69   | 41035     | 56   | 41187 | 68 |
| 40214     | 46   | 40502     | 58   | 40539     | 50   | 40658     | 66   | 40756     | 66   | 40863     | 53   | 40965     | 69   | 41041     | 56   | 41190 | 50 |
| 40214     | 54   | 40503     | 58   | 40539     | 53   | 40659     | 55   | 40760     | 68   | 40863     | 67   | 40966     | 69   | 41042     | 56   | 41190 | 53 |
| 40225     | 44   | 40504     | 58   | 40539     | 67   | 40661     | 55   | 40769     | 66   | 40864     | 53   | 40969     | 53   | 41043     | 56   | 41190 | 67 |
| 40226     | 44   | 40506     | 53   | 40540     | 50   | 40663     | 55   | 40771     | 56   | 40864     | 67   | 40970     | 69   | 41044     | 56   | 41191 | 50 |
| 40227     | 44   | 40507     | 53   | 40540     | 53   | 40665     | 55   | 40773     | 56   | 40882     | 68   | 40971     | 53   | 41045     | 56   | 41191 | 53 |
| 40228     | 44   | 40508     | 50   | 40540     | 67   | 40667     | 55   | 40775     | 56   | 40891     | 53   | 40975     | 69   | 41046     | 56   | 41191 | 67 |
| 40229     | 44   | 40509     | 50   | 40541     | 53   | 40669     | 55   | 40776     | 56   | 40892     | 53   | 40978     | 53   | 41047     | 56   | 41192 | 53 |
| 40242     | 45   | 40510     | 50   | 40541     | 67   | 40670     | 55   | 40782     | 56   | 40893     | 53   | 40978     | 67   | 41048     | 56   | 41192 | 67 |
| 40243     | 45   | 40510     | 57   | 40542     | 50   | 40671     | 55   | 40783     | 56   | 40895     | 53   | 40979     | 53   | 41050     | 56   | 41193 | 53 |
| 40244     | 45   | 40510     | 68   | 40542     | 53   | 40679     | 55   | 40784     | 56   | 40897     | 53   | 40979     | 67   | 41054     | 56   | 41193 | 67 |
| 40245     | 45   | 40511     | 58   | 40542     | 67   | 40680     | 55   | 40785     | 56   | 40898     | 53   | 40980     | 53   | 41055     | 56   | 41194 | 53 |
| 40246     | 45   | 40517     | 50   | 40543     | 50   | 40681     | 55   | 40786     | 66   | 40899     | 53   | 40980     | 67   | 41055     | 68   | 41194 | 67 |
| 40247     | 45   | 40517     | 57   | 40543     | 53   | 40682     | 66   | 40787     | 66   | 40901     | 53   | 40981     | 53   | 41056     | 58   | 41195 | 53 |
| 40348     | 50   | 40520     | 53   | 40543     | 67   | 40683     | 66   | 40788     | 66   | 40907     | 68   | 40981     | 67   | 41057     | 58   | 41195 | 67 |
| 40348     | 57   | 40522     | 53   | 40544     | 53   | 40684     | 66   | 40789     | 66   | 40907     | 69   | 40982     | 53   | 41058     | 56   | 41196 | 53 |
| 40389     | 52   | 40522     | 67   | 40544     | 67   | 40685     | 46   | 40790     | 66   | 40908     | 58   | 40982     | 67   | 41067     | 51   | 41196 | 67 |
| 40390     | 52   | 40523     | 53   | 40545     | 53   | 40685     | 54   | 40791     | 66   | 40908     | 69   | 40983     | 53   | 41068     | 56   | 41197 | 53 |
| 40391     | 52   | 40523     | 67   | 40545     | 67   | 40686     | 46   | 40793     | 68   | 40915     | 69   | 40983     | 67   | 41077     | 59   | 41197 | 67 |
| 40392     | 52   | 40527     | 50   | 40546     | 53   | 40686     | 54   | 40794     | 68   | 40916     | 69   | 40984     | 53   | 41078     | 59   | 41200 | 53 |
| 40393     | 52   | 40527     | 53   | 40546     | 67   | 40687     | 46   | 40796     | 68   | 40918     | 69   | 40984     | 67   | 41089     | 68   | 41200 | 67 |
| 40399     | 52   | 40527     | 67   | 40547     | 53   | 40687     | 54   | 40800     | 69   | 40919     | 69   | 40985     | 53   | 41097     | 68   | 41201 | 53 |
| 40408     | 52   | 40528     | 50   | 40547     | 67   | 40688     | 46   | 40801     | 69   | 40920     | 68   | 40985     | 67   | 41098     | 68   | 41201 | 67 |
| 40409     | 52   | 40528     | 53   | 40548     | 53   | 40688     | 54   | 40802     | 69   | 40921     | 68   | 40988     | 57   | 41099     | 68   | 41202 | 53 |
| 40415     | 52   | 40528     | 67   | 40548     | 67   | 40689     | 46   | 40803     | 69   | 40922     | 68   | 40988     | 68   | 41107     | 68   | 41202 | 67 |
| 40416     | 52   | 40529     | 53   | 40629     | 46   | 40689     | 54   | 40804     | 69   | 40923     | 68   | 40990     | 57   | 41115     | 56   | 41203 | 53 |
| 40424     | 50   | 40529     | 67   | 40629     | 54   | 40691     | 46   | 40828     | 52   | 40924     | 68   | 40990     | 68   | 41116     | 56   | 41203 | 67 |
| 40455     | 50   | 40530     | 53   | 40631     | 46   | 40691     | 54   | 40829     | 52   | 40925     | 68   | 40991     | 57   | 41117     | 56   | 41204 | 53 |
| 40468     | 50   | 40530     | 67   | 40631     | 54   | 40692     | 46   | 40830     | 52   | 40927     | 68   | 40991     | 68   | 41118     | 56   | 41204 | 67 |
| 40469     | 50   | 40531     | 53   | 40632     | 46   | 40692     | 54   | 40831     | 52   | 40928     | 68   | 40994     | 56   | 41119     | 56   | 41205 | 53 |
| 40479     | 50   | 40531     | 67   | 40632     | 54   | 40707     | 55   | 40832     | 52   | 40930     | 69   | 40995     | 56   | 41123     | 68   | 41205 | 67 |
| 40482     | 58   | 40532     | 53   | 40633     | 46   | 40709     | 55   | 40833     | 52   | 40940     | 55   | 40996     | 56   | 41124     | 68   | 41206 | 53 |
| 40483     | 58   | 40532     | 67   | 40633     | 54   | 40710     | 55   | 40834     | 52   | 40941     | 55   | 40997     | 56   | 41126     | 68   | 41206 | 67 |
| 40484     | 58   | 40533     | 53   | 40634     | 46   | 40712     | 55   | 40857     | 53   | 40942     | 55   | 41008     | 68   | 41138     | 68   | 41207 | 53 |
| 40485     | 58   | 40533     | 67   | 40634     | 54   | 40713     | 55   | 40857     | 67   | 40943     | 55   | 41016     | 68   | 41139     | 68   | 41207 | 67 |
| 40487     | 58   | 40534     | 53   | 40636     | 46   | 40714     | 55   | 40858     | 53   | 40955     | 53   | 41020     | 69   | 41148     | 68   | 41208 | 53 |
| 40488     | 58   | 40534     | 67   | 40636     | 54   | 40716     | 55   | 40858     | 67   | 40956     | 53   | 41021     | 69   | 41149     | 68   | 41208 | 67 |

# Book Index By Item Code

| Item Code | Page | Item Code | Page | Item Code | Page | Item Code | Page | Item Code | Page | Item Code | Page | Item Code | Page | Item Code | Page | Item Code | Page |
|-----------|------|-----------|------|-----------|------|-----------|------|-----------|------|-----------|------|-----------|------|-----------|------|-----------|------|
| 41213     | 57   | 41358     | 54   | 41617     | 50   | 43023     | 58   | 50173     | 35   | 50443     | 35   | 54152     | 35   | 54514     | 34   | 54566     | 34   |
| 41214     | 57   | 41359     | 46   | 41618     | 50   | 43024     | 58   | 50174     | 35   | 50444     | 35   | 54153     | 35   | 54515     | 34   | 54586     | 34   |
| 41215     | 57   | 41359     | 54   | 41619     | 50   | 43025     | 58   | 50175     | 35   | 50445     | 35   | 54154     | 35   | 54516     | 34   | 54587     | 34   |
| 41216     | 57   | 41363     | 54   | 41623     | 50   | 43026     | 58   | 50176     | 35   | 50446     | 35   | 54155     | 35   | 54517     | 34   | 54588     | 34   |
| 41218     | 57   | 41380     | 46   | 41624     | 50   | 43027     | 58   | 50178     | 35   | 50448     | 35   | 54156     | 35   | 54518     | 34   | 54589     | 34   |
| 41219     | 57   | 41380     | 54   | 41628     | 50   | 43028     | 58   | 50179     | 35   | 50661     | 35   | 54157     | 35   | 54519     | 34   | 54590     | 34   |
| 41220     | 57   | 41381     | 46   | 41629     | 50   | 43029     | 58   | 50180     | 35   | 50662     | 35   | 54158     | 35   | 54520     | 34   | 54591     | 34   |
| 41276     | 51   | 41381     | 54   | 41630     | 50   | 43030     | 58   | 50181     | 35   | 50665     | 35   | 54473     | 34   | 54521     | 34   | 54592     | 34   |
| 41277     | 51   | 41382     | 46   | 41631     | 50   | 43031     | 58   | 50183     | 35   | 50666     | 35   | 54476     | 34   | 54522     | 34   | 54593     | 34   |
| 41278     | 51   | 41382     | 54   | 41632     | 50   | 43032     | 58   | 50188     | 37   | 50669     | 35   | 54477     | 34   | 54523     | 34   | 54594     | 34   |
| 41279     | 51   | 41383     | 46   | 41633     | 50   | 43033     | 58   | 50200     | 37   | 50670     | 35   | 54478     | 34   | 54524     | 34   | 54595     | 34   |
| 41283     | 51   | 41383     | 54   | 41634     | 50   | 43034     | 58   | 50201     | 36   | 50673     | 35   | 54479     | 34   | 54525     | 34   | 54596     | 34   |
| 41284     | 51   | 41384     | 46   | 41642     | 50   | 43035     | 58   | 50226     | 37   | 50674     | 35   | 54480     | 34   | 54528     | 34   | 54597     | 34   |
| 41285     | 51   | 41384     | 54   | 41643     | 50   | 43036     | 58   | 50227     | 37   | 53234     | 55   | 54481     | 34   | 54529     | 34   | 54598     | 34   |
| 41286     | 51   | 41385     | 46   | 41709     | 50   | 43037     | 58   | 50231     | 37   | 53235     | 55   | 54482     | 34   | 54530     | 34   | 54599     | 34   |
| 41287     | 51   | 41385     | 54   | 41712     | 52   | 43038     | 58   | 50238     | 37   | 53236     | 55   | 54483     | 34   | 54531     | 34   | 54601     | 34   |
| 41288     | 51   | 41388     | 54   | 41713     | 52   | 43039     | 58   | 50239     | 37   | 53237     | 55   | 54484     | 34   | 54532     | 34   | 54602     | 34   |
| 41289     | 51   | 41391     | 51   | 41714     | 52   | 43040     | 58   | 50240     | 37   | 53238     | 55   | 54485     | 34   | 54533     | 34   | 54603     | 34   |
| 41290     | 51   | 41392     | 51   | 41715     | 52   | 43041     | 58   | 50243     | 37   | 53255     | 55   | 54486     | 34   | 54534     | 34   | 54604     | 34   |
| 41291     | 51   | 41393     | 51   | 41716     | 52   | 43042     | 58   | 50244     | 37   | 53256     | 55   | 54487     | 34   | 54535     | 34   | 54605     | 34   |
| 41292     | 51   | 41394     | 51   | 41737     | 52   | 43043     | 58   | 50248     | 37   | 53257     | 55   | 54488     | 34   | 54536     | 34   | 54606     | 34   |
| 41294     | 51   | 41395     | 51   | 41738     | 52   | 43044     | 58   | 50249     | 36   | 53258     | 55   | 54489     | 34   | 54537     | 34   | 54607     | 34   |
| 41296     | 51   | 41409     | 51   | 41739     | 52   | 43045     | 58   | 50270     | 37   | 53259     | 55   | 54490     | 34   | 54538     | 34   | 54608     | 34   |
| 41298     | 51   | 41450     | 51   | 41740     | 52   | <b>5</b>  |      | 50272     | 37   | 54002     | 35   | 54491     | 34   | 54539     | 34   | 54609     | 34   |
| 41314     | 51   | 41509     | 51   | 41741     | 52   | 50003     | 27   | 50413     | 35   | 54003     | 35   | 54492     | 34   | 54540     | 34   | 54610     | 34   |
| 41315     | 51   | 41510     | 51   | 41776     | 66   | 50003     | 36   | 50414     | 35   | 54005     | 35   | 54493     | 34   | 54541     | 34   | 54611     | 34   |
| 41316     | 51   | 41511     | 51   | 41778     | 58   | 50003     | 74   | 50415     | 35   | 54006     | 35   | 54494     | 34   | 54542     | 34   | 54612     | 34   |
| 41319     | 51   | 41512     | 51   | 41785     | 67   | 50004     | 18   | 50416     | 35   | 54010     | 37   | 54495     | 34   | 54543     | 34   | 54613     | 34   |
| 41326     | 51   | 41513     | 51   | 41786     | 67   | 50004     | 27   | 50418     | 35   | 54030     | 36   | 54496     | 34   | 54544     | 34   | 54614     | 34   |
| 41327     | 51   | 41514     | 51   | 41788     | 67   | 50004     | 36   | 50419     | 35   | 54111     | 35   | 54497     | 34   | 54545     | 34   | 54615     | 34   |
| 41328     | 51   | 41515     | 51   | 41792     | 67   | 50004     | 74   | 50420     | 35   | 54112     | 35   | 54498     | 34   | 54546     | 34   | 54616     | 34   |
| 41329     | 51   | 41516     | 51   | 41793     | 67   | 50009     | 35   | 50421     | 35   | 54113     | 35   | 54499     | 34   | 54547     | 34   | 54617     | 34   |
| 41341     | 51   | 41525     | 51   | 41794     | 67   | 50009     | 57   | 50423     | 35   | 54114     | 35   | 54500     | 34   | 54549     | 34   | 54618     | 34   |
| 41342     | 51   | 41542     | 52   | 41795     | 67   | 50009     | 72   | 50426     | 35   | 54115     | 35   | 54501     | 34   | 54550     | 34   | 54619     | 34   |
| 41351     | 51   | 41543     | 52   | 41796     | 67   | 50015     | 37   | 50427     | 35   | 54116     | 35   | 54502     | 34   | 54551     | 34   | 54620     | 34   |
| 41354     | 46   | 41544     | 52   | 41797     | 67   | 50015     | 39   | 50428     | 35   | 54117     | 35   | 54503     | 34   | 54552     | 34   | 54621     | 34   |
| 41354     | 54   | 41545     | 52   | 41798     | 67   | 50016     | 36   | 50430     | 35   | 54118     | 35   | 54504     | 34   | 54553     | 34   | 54622     | 34   |
| 41355     | 46   | 41546     | 52   | 41799     | 67   | 50016     | 37   | 50431     | 35   | 54119     | 35   | 54505     | 34   | 54554     | 34   | 54624     | 34   |
| 41355     | 54   | 41547     | 52   | 41800     | 67   | 50025     | 37   | 50432     | 35   | 54120     | 35   | 54506     | 34   | 54555     | 34   | 54626     | 36   |
| 41356     | 46   | 41548     | 52   | 43018     | 59   | 50053     | 36   | 50433     | 35   | 54121     | 35   | 54507     | 34   | 54556     | 34   | 54627     | 36   |
| 41356     | 54   | 41613     | 50   | 43019     | 59   | 50075     | 36   | 50435     | 35   | 54148     | 35   | 54508     | 34   | 54557     | 34   | 54628     | 36   |
| 41357     | 46   | 41614     | 50   | 43020     | 59   | 50077     | 36   | 50439     | 35   | 54149     | 35   | 54509     | 34   | 54558     | 34   | 54629     | 36   |
| 41357     | 54   | 41615     | 50   | 43021     | 59   | 50144     | 37   | 50440     | 35   | 54150     | 35   | 54510     | 34   | 54559     | 34   | 54631     | 36   |
| 41358     | 46   | 41616     | 50   | 43022     | 58   | 50146     | 37   | 50441     | 35   | 54151     | 35   | 54513     | 34   | 54560     | 34   | 54633     | 35   |



# Book Index By Item Code

| Item Code | Page | Item Code | Page | Item Code | Page | Item Code | Page | Item Code | Page | Item Code | Page | Item Code | Page | Item Code | Page |
|-----------|------|-----------|------|-----------|------|-----------|------|-----------|------|-----------|------|-----------|------|-----------|------|
| 54634     | 35   | 70114     | 71   | 74559     | 75   | 80075     | 41   | 99159     | 83   | 99311     | 84   | 99505     | 79   | 99560     | 80   |
| 54635     | 35   | 70170     | 71   | 74560     | 75   | 80076     | 41   | 99160     | 83   | 99322     | 84   | 99506     | 79   | 99563     | 80   |
| 54715     | 34   | 70171     | 71   | 74561     | 75   | 80078     | 42   | 99161     | 83   | 99323     | 84   | 99507     | 79   | 99565     | 79   |
| 55541     | 36   | 70172     | 71   | 74562     | 75   | 80079     | 42   | 99162     | 83   | 99324     | 84   | 99508     | 79   | 99566     | 80   |
| 55542     | 36   | 70174     | 71   | 74563     | 75   | 80090     | 42   | 99163     | 83   | 99325     | 84   | 99509     | 79   | 99569     | 80   |
| 55543     | 36   | 70175     | 71   | 74564     | 75   | 80099     | 41   | 99164     | 83   | 99334     | 84   | 99510     | 79   | 99570     | 79   |
| 55544     | 36   | 70176     | 71   | 74565     | 75   | 80100     | 41   | 99168     | 83   | 99335     | 84   | 99511     | 79   | 99572     | 80   |
| 55545     | 36   | 70178     | 71   | 75570     | 76   | 80110     | 41   | 99169     | 83   | 99336     | 84   | 99512     | 79   | 99573     | 80   |
| 55546     | 36   | 70179     | 71   | 75571     | 76   | 80111     | 41   | 99170     | 83   | 99337     | 84   | 99513     | 79   | 99576     | 79   |
| 55547     | 36   | 71052     | 77   | 75572     | 76   | 80150     | 41   | 99171     | 83   | 99341     | 84   | 99514     | 79   | 99577     | 79   |
| 55548     | 36   | 71055     | 77   | 75573     | 76   | 80201     | 41   | 99172     | 83   | 99342     | 84   | 99515     | 79   | 99578     | 79   |
| 55549     | 36   | 71057     | 77   | 75574     | 76   | 80202     | 41   | 99173     | 83   | 99343     | 84   | 99516     | 79   | 99579     | 79   |
| 55551     | 36   | 71058     | 77   | 75575     | 76   | 80203     | 41   | 99174     | 83   | 99344     | 84   | 99517     | 79   | 99580     | 79   |
| 55552     | 36   | 71058     | 77   | 75576     | 76   | 80204     | 41   | 99175     | 83   | 99345     | 84   | 99518     | 79   | 99581     | 79   |
| 55554     | 36   | 71060     | 77   | 75778     | 77   | <b>9</b>  |      | 99182     | 83   | 99346     | 84   | 99519     | 79   | 99582     | 79   |
| 55555     | 36   | 71060     | 77   | 76469     | 73   | 99112     | 83   | 99183     | 83   | 99347     | 84   | 99520     | 79   | 99583     | 79   |
| 55556     | 36   | 71140     | 77   | 76470     | 73   | 99113     | 83   | 99184     | 83   | 99348     | 84   | 99521     | 79   | 99586     | 79   |
| 55561     | 36   | 71141     | 77   | <b>8</b>  |      | 99114     | 83   | 99185     | 83   | 99350     | 84   | 99522     | 79   | 99589     | 79   |
| 55562     | 36   | 71141     | 77   | 80011     | 41   | 99115     | 83   | 99186     | 83   | 99351     | 84   | 99523     | 79   | 99590     | 79   |
| <b>7</b>  |      | 71164     | 77   | 80012     | 41   | 99116     | 83   | 99187     | 83   | 99352     | 84   | 99524     | 79   | 99591     | 79   |
| 70015     | 71   | 73131     | 76   | 80013     | 41   | 99117     | 83   | 99188     | 83   | 99353     | 84   | 99525     | 79   | 99592     | 79   |
| 70020     | 71   | 73132     | 76   | 80014     | 41   | 99118     | 83   | 99189     | 83   | 99354     | 84   | 99525     | 79   | 99593     | 79   |
| 70023     | 71   | 73133     | 76   | 80015     | 41   | 99119     | 83   | 99224     | 83   | 99355     | 84   | 99529     | 79   | 99594     | 79   |
| 70028     | 71   | 73134     | 76   | 80016     | 41   | 99126     | 83   | 99229     | 83   | 99356     | 84   | 99531     | 79   | 99597     | 79   |
| 70030     | 71   | 73140     | 75   | 80017     | 41   | 99127     | 83   | 99230     | 83   | 99357     | 84   | 99535     | 79   | 99598     | 79   |
| 70034     | 71   | 73142     | 75   | 80018     | 41   | 99128     | 83   | 99280     | 82   | 99359     | 84   | 99536     | 79   | 99599     | 79   |
| 70045     | 71   | 73144     | 75   | 80019     | 41   | 99129     | 83   | 99281     | 82   | 99360     | 84   | 99537     | 80   | 99600     | 79   |
| 70046     | 71   | 73146     | 75   | 80020     | 41   | 99130     | 83   | 99282     | 82   | 99361     | 84   | 99538     | 80   | 99601     | 79   |
| 70047     | 71   | 73163     | 75   | 80021     | 41   | 99131     | 83   | 99283     | 82   | 99362     | 84   | 99539     | 80   | 99626     | 80   |
| 70050     | 71   | 73169     | 75   | 80022     | 41   | 99132     | 83   | 99287     | 82   | 99364     | 84   | 99540     | 80   | 99627     | 80   |
| 70051     | 71   | 73170     | 75   | 80023     | 41   | 99133     | 83   | 99288     | 82   | 99365     | 84   | 99541     | 80   | 99648     | 79   |
| 70056     | 71   | 73171     | 75   | 80024     | 41   | 99135     | 83   | 99289     | 82   | 99366     | 84   | 99542     | 80   | 99690     | 80   |
| 70057     | 71   | 73172     | 75   | 80025     | 41   | 99136     | 83   | 99290     | 82   | 99367     | 84   | 99543     | 80   | 99800     | 81   |
| 70058     | 71   | 73190     | 76   | 80026     | 41   | 99141     | 83   | 99294     | 82   | 99369     | 84   | 99544     | 80   | 99801     | 81   |
| 70060     | 71   | 73191     | 76   | 80027     | 41   | 99142     | 83   | 99295     | 82   | 99371     | 84   | 99546     | 80   | 99802     | 81   |
| 70061     | 71   | 73192     | 76   | 80028     | 41   | 99146     | 83   | 99296     | 82   | 99372     | 84   | 99547     | 80   | 99803     | 81   |
| 70064     | 71   | 73193     | 76   | 80038     | 42   | 99151     | 83   | 99297     | 82   | 99373     | 84   | 99548     | 80   | 99811     | 81   |
| 70065     | 71   | 74389     | 76   | 80039     | 42   | 99152     | 83   | 99301     | 82   | 99374     | 84   | 99549     | 80   | 99812     | 81   |
| 70066     | 71   | 74390     | 76   | 80040     | 42   | 99153     | 83   | 99302     | 82   | 99375     | 84   | 99551     | 80   | 99813     | 81   |
| 70067     | 71   | 74391     | 76   | 80041     | 42   | 99154     | 83   | 99303     | 82   | 99500     | 79   | 99552     | 80   | 99818     | 81   |
| 70110     | 71   | 74457     | 76   | 80042     | 42   | 99155     | 83   | 99304     | 82   | 99501     | 79   | 99553     | 80   | 99831     | 82   |
| 70111     | 71   | 74458     | 76   | 80043     | 42   | 99156     | 83   | 99308     | 84   | 99502     | 79   | 99554     | 80   | 99832     | 82   |
| 70112     | 71   | 74459     | 76   | 80044     | 42   | 99157     | 83   | 99309     | 84   | 99503     | 79   | 99555     | 80   | 99833     | 82   |
| 70113     | 71   | 74558     | 75   | 80045     | 42   | 99158     | 83   | 99310     | 84   | 99504     | 79   | 99556     | 80   | 99834     | 82   |







---

*Partners in Productivity*

2525 Wisconsin Avenue, Downers Grove, Illinois 60515

**Phone: 1-630-971-0150 Fax: 1-630-971-1180**

**[www.flexco.com](http://www.flexco.com)**